

# **Xetra® Release 14.0**

## **J-Trader User Manual**

All proprietary rights and interest in this Xetra® publication shall be vested in Deutsche Börse AG and all other rights including, but without limitation to, patent, registered design, copyright, trade mark, service mark, connected with this publication shall also be vested in Deutsche Börse AG. Whilst all reasonable care has been taken to ensure that the details contained in this publication are accurate and not misleading at the time of publication, no liability is accepted by Deutsche Börse AG for the use of information contained herein in any circumstances connected with actual trading or otherwise. Neither Deutsche Börse AG, nor its servants nor agents, is responsible for any errors or omissions contained in this publication which is published for information only and shall not constitute an investment advice. This brochure is not intended for solicitation purposes but only for the use of general information. All descriptions, examples and calculations contained in this publication are for guidance purposes only and should not be treated as definitive. Deutsche Börse AG reserves the right to alter any of its rules or product specifications, and such an event may affect the validity of information contained in this publication.

## Table of Contents

<b>1. Introduction .....</b>	<b>1</b>
1.1 Purpose.....	8
1.2 Prerequisites .....	9
1.3 Common Window Controls .....	10
1.4 User Manual Conventions.....	17
1.5 General Functions and Features .....	26
1.6 General Windows.....	30
1.6.1 Sort Table .....	31
1.6.2 Find.....	34
1.6.3 Print / Print Table .....	36
1.6.4 Export Table Dialog .....	39
1.6.5 Column Selection.....	41
1.6.6 Date Chooser.....	45
<b>2. Xetra J-Trader - Changes to windows .....</b>	<b>46</b>
2.1 Changes to windows compared to the previous Xetra J-Trader Release.....	46
2.2 Xetra J-Trader Windows - Quick Overview.....	47
<b>3. Accessing the System .....</b>	<b>49</b>
3.1 Starting the Application via GATE.....	50
3.2 Login and Message Log Windows .....	51
3.2.1 System Connection Window .....	51
3.2.2 Login / Logout Window .....	53
3.2.3 Expired Password - Change Password .....	56
3.2.4 Message Log Window - stand-by and window-specific .....	58
3.2.5 Xetra J-Trader Window (Main Menu).....	62
<b>4. Functions and Windows .....</b>	<b>68</b>
4.1 Order Market.....	68
4.1.1 Order Instrument Overview Window .....	68
4.1.2 Order Instrument Full Overview Window .....	85
4.1.3 Order Market Overview.....	90
4.1.4 Quote Request Overview Window .....	107
4.1.5 Cross Request Overview Window .....	112
4.1.6 Ticker Window .....	116
4.1.7 Online Time and Sales Sheet .....	122
4.1.8 Online Time and Sales Sheet Filter Window .....	126
4.2 Trading.....	130
4.2.1 Fast Order Entry Window.....	130
4.2.2 Order Entry Window.....	142
4.2.3 Mass Order Entry Window .....	154
4.2.4 Quote Entry Window.....	169
4.2.5 Mass Quote Entry Window .....	180
4.2.6 Quote Request Entry Window.....	193

4.2.7 Market Maker Protection Window .....	196
4.2.8 Cross Request Entry Window .....	200
4.3 OTC .....	204
4.3.1 Open OTC Trading Window.....	204
4.3.2 OTC Trade Entry On Behalf.....	217
4.3.3 OTC Reporting Window .....	224
4.4 Own.....	232
4.4.1 Trading Board Window .....	232
4.4.2 Own Order Overview Window.....	243
4.4.3 Order Maintenance Window .....	251
4.4.4 Mass Order Maintenance Window.....	261
4.4.5 Order Filter Window .....	274
4.4.6 Own Quote Overview Window.....	282
4.4.7 Quote Filter Window .....	290
4.4.8 Back Office Information Window.....	295
4.4.9 Back Office Information Filter Window.....	304
4.4.10 Trade Maintenance Window .....	311
4.4.11 Trade Information Window.....	317
4.4.12 Trade Information Filter Window.....	325
4.5 Information .....	330
4.5.1 News Window .....	330
4.5.2 Instrument Watch Window .....	333
4.5.3 Risk Monitoring Maintenance Window.....	339
4.6 Settings .....	342
4.6.1 Profile Overview Window .....	342
4.6.2 Instrument / Group / Profile Selection Window .....	345
4.6.3 Profile Entry / Maintenance Window .....	351
4.6.4 Change Password Window.....	364
4.6.5 Report Selection Window.....	366
4.6.6 User Overview Window.....	370
4.6.7 User Entry / Maintenance Window.....	375
4.6.8 Subgroup License Maintenance Window.....	382
4.6.9 Subgroup Assignment Maintenance Window .....	388
4.6.10 Default BEST Executor Assignment Window .....	392
4.6.11 OTC Auto Approval Settings.....	397
4.6.12 Preferences Window.....	401
4.6.13 Color Chooser Window .....	417
4.6.14 Font Chooser .....	419
4.7 Xetra Help.....	420
4.7.1 Help Window.....	420
4.7.2 About... Window.....	423
4.7.3 What's new Window.....	424
<b>5. Appendix .....</b>	<b>427</b>
5.1 Icon Names of Xetra J-Trader Windows .....	427
5.2 Exceptions and Warnings .....	430
5.2.1 Introduction .....	430
5.2.2 Exception Code.....	430

5.3 Resource Access Levels..... 585

5.4 Table of Instruments and System States ..... 589

    5.4.1 Exchange States..... 592

    5.4.2 System States..... 592

5.5 Glossary..... 593

---

## 1. Introduction

The electronic trading system Xetra is developed and implemented on a step-by-step basis. After the Xetra front end was made available in Release 1.0 by Deutsche Börse AG on June 10, 1997, the Xetra back end was introduced in Release 2.0 on November 28, 1997. The market model for equity wholesale trading was also implemented on this occasion. Members were provided with an extended front end functionality with Release 2.1 on March 30, 1998. The introduction of Xetra Release 3.0 on October 12, 1998 saw the complete implementation of the market model for exchange trading of stocks and bonds. Release 3.1, introduced on May 3, 1999, contains further optimizations of the Xetra front end, including the extension of the Designated Sponsor functionality and support for the first price determination of initial public offerings. With Xetra Release 4.0, introduced on May 2, 2000, a new market model for warrants, multiple settlement accounts and an increased transparency in auctions for highly liquid instruments were implemented. Xetra Release 5.0, introduced on October 2, 2000, extends the existing trading functionality further with the implementation of European Alliance Requirements, multiple exchange support capabilities, the introduction of dynamic profiles, OTC broadcasting, and manual quote requesting for high volume instruments traded in continuous auction. Xetra Release 6.0 launched on April 30, 2001, contains fundamentals for the CCP (Central CounterPart) amongst other functionality.

On May 29, 2000, Deutsche Börse AG also introduced the java-based front end @Xetra Trader Release 4.0 medium. It is available to the members in addition to the Xetra Trader front end. It enables access to Xetra via the Internet (called @Xetra). With the introduction of @Xetra Release 4.0 medium, Deutsche Börse AG established a secure Internet access for members to the Xetra Release 4.0 infrastructure of Deutsche Börse AG. On October 2, 2000, @Xetra Release 5.0 medium was introduced. It enabled access to the Xetra Release 5.0 Xetra back end and extended the existing trading functionality (e.g., introduction of iceberg orders and market-to-limit orders, display of number of orders per limit). @Xetra Release 6.0 medium was introduced on April 30, 2001. It enabled the access to the Xetra Release 6.0 back end and extended the existing trading functionality of @Xetra Release 5.0 medium by various functions. The @Xetra Release 6.0 medium did not include all functionalities of the Xetra Trader front end.

With Xetra Release 6.5 the Xetra J-Trader (former @Xetra Trader) was enhanced to have exactly the same scope as the Release 6.0 Xetra Trader. Xetra Release 6.5 was launched on November 19, 2001. Xetra Release 6.5 extended the existing trading functionality, among others, by the functions listed below:

Enhanced front end functionality (full trading functionality with the Java-based front end Xetra J-Trader). Some differences like control segment login (separate and parallel login to e.g. Xetra FFM, Xetra VIE, Xetra Dublin, EEX, and Eurex Bonds), profile handling, and extended functionality in overview screens are added to Xetra J-Trader R6.5. Some windows are combined to allow easier and faster use of the trading functions. Since the Xetra J-Trader is

---

implemented in Java, the layout and window handling is different to the Xetra Trader application, e.g. the help text system differs from the one of the Galaxy based application.

With Xetra Release 7.0 Xetra BEST was launched in 2002. With the introduction of Xetra Release 7.0 all prices and inside market information provided by Xetra for Eurex Bonds control segments are distributed via CEF/TPF.

Xetra Release 7.1, launched in 2004, introduced the new trading model "Manual Auction" for energy trading. Moreover, the subscription rights trading and the minimum order size were introduced and the "Online Time and Sales Sheet" window was added.

Xetra Release 8.0, launched in April 2007, extended the existing functionality by some new GUI features. These new features included:

- *Clear Settings.* It is possible to go back to the state before the window settings were saved the first time.
- *Clear Window Configuration.* The same as *Clear Settings* for the whole window configuration.
- *Sort.* Allows sorting for all columns of a table.
- *Find.* Allows searching for values in a table.
- *Print.* Prints the content of a table.
- *Export.* Overview windows allow exporting data into a file.
- *Autofit All.* Adapt the column width to the smallest possible size.

Furthermore, for some windows the new feature *Full Table Mode* is offered - which shows within the actual window size only the table without buttons and icons. This mode can be enabled / disabled via Menu Item "Window" or the shortcut *F11*. All windows receiving a broadcast and having only one table allow the *Full Table Mode* (i.e. QRO, CRO, OTC, OOO, OQO, BOI, NEWS, IW).

Xetra 8.1, launched in October 2007, introduced some new GUI features:

- Xetra OTC Trading - Post - Trade Transparency Services according to MiFID.
- Xetra BEST Enhancements.
- Extension of the Xetra J-Trader.

Xetra 9.0, launched in April 2008, introduced the new continuous auction trading model for market maker / issuer and specialist trading:

- A new continuous auction trading model will replace the old continuous auction trading models for standard quotation volume and for high quotation volume. It has two options: *Continuous Auction with Market Makers (Issuers)* or *Continuous Auction with Specialists*.

- 
- A new locked stock concept is introduced with the continuous auction with specialist trading model. Basically, specialists can (for their instruments) manually initiate a state change to the auction freeze phase. As a result, the order book is "frozen" for all participants except for the specialist and Market Supervision. All order entries, modifications and deletions (also for stop orders) enter a locked stock queue. Only after the freeze phase has been terminated, either manually by the specialist or automatically after a maximum specified period of time, will the corresponding requests for (stop) order entries, modifications and deletions in the locked stock be applied to existing orders in the order book. An order can only be modified or deleted if it has not been executed, either fully or partially. Pending changes to fully executed orders are discarded (cancelled).
  - The old continuous auction trading models for standard quotation volume and for high quotation volume will be discontinued.

Xetra 9.1, launched in November 2008, introduced the new order type Midpoint order:

- Midpoint orders are not disseminated to the market, only the last midpoint order trade price is shown in the inside market information. Also midpoint orders are shown in the inquiries and reports. Midpoint orders are only allowed for continuous trading model instruments. Midpoint orders can be inserted with or without a limit. Nevertheless, the limit serves only as a boundary and shows only up (down) to which midpoint price the respective buy (sell) order shall be executed. All buy orders with a limit exceeding or equal to the current midpoint and all sell orders with a limit below or equal the current midpoint are considered for execution.

Xetra 10.0, launched in July 2009, introduced the new order types Discretionary Orders and Hidden Orders:

- The Discretionary Order is a new order type for the open order book of Xetra. It enhances the already existing limit order by a second parameter, the "Discretionary Range". The Discretionary Range is hidden and therefore not visible for other market participants. It defines the amount by which the Discretionary Order is allowed to trade at a price that is more aggressive than the visible limit.
- Another new order type introduced with Xetra Release 10 is the Hidden Order. Hidden Orders enable trading participants to enter non-visible Limit Orders in the Xetra order book. Pursuant to the "Markets in Financial Instruments Directive" (MiFID), hidden orders must be large in scale compared with normal market size.
- For members requiring a faster response from Xetra concerning their order status, non-persistent orders and quotes are introduced. All quotes become non-persistent by definition. Members can choose whether they send their orders as persistent or as non-persistent orders. The main functional difference is that non-persistent orders and quotes are removed from the order book in exceptional circumstances, i.e. typically, if there are technical problems on the exchange's back-end side or when a product

---

leaves the "HALT" state. In both cases a "Market Reset" is triggered, whereby only persistent orders are restored in the order book. A message is displayed in the Message Log window to point out which set ids are affected; in case of Market HALT or Instrument HALT the market reset information contains rather the instrument id.

- The Midpoint Order introduced with Xetra Release 9.1 is enhanced in the course of Xetra Release 10 by the introduction of an additional parameter on order level, the Minimum Acceptable Quantity (MAQ). It can be defined by the trader for each Midpoint Order separately. An order with a MAQ executes only against other orders if the MAQ-restriction is fulfilled.
- Enhanced Transaction Solution a new optional trading interface is introduced for low-latency market access and transaction processing. Enhanced Transaction Solution is expected to be used by electronic trading machines, such as quote-machines or algorithmic trading engines.
- The Enhanced Broadcast Solution is a new optional interface that delivers market data with significantly improved performance, makes more efficient use of bandwidth, offers a more granular subscription model and provides un-netted prices with order book depth which exceeds the current level of ten.
- In both Continuous Auction trading models, data distribution is enhanced. Depending on the trading model it is possible to broadcast the Specialist Quote or the Market Maker Quote as well as inside market information via VALUES and the Xetra J-Trader.

Two new reports CB062-"Designated Sponsor Refund" and CB143-"Specialist Refund" are provided in the Report Selection window.

Xetra 11.0, launched in June 2010, introduced the new execution restriction BOC (book-or-cancel), extended tick-size settings, a new quote type indicator for Indicative Quotes (I), a longer Settlement Account field, the Settlement Code is reduced to the value DVP, the settlement date T+1 for OTC trades, enhanced data distribution for the Continuous Auction models, Mass Order Entry import and special behavior for currency GBX.

- With Xetra Release 11.0 the performance of Xetra is improved. The processing time of non-persistent orders and quotes is significantly reduced by the introduction of a different back-end processing for non-persistent orders and quotes versus persistent orders.
- The new order execution restriction "BOC" (book-or-cancel) is introduced. It requires that the order has to be placed as resting liquidity into the open limit order book. Whenever immediate execution upon order entry is possible (i.e. the order is aggressive), the BOC order is rejected. Thus, the BOC order condition ensures that the order is always passive. The BOC order execution condition is only applicable with limit orders. The BOC order is applicable with any validity constraint and is not allowed in combination with a trading restriction. All BOC orders are deleted when an auction or a volatility interruption is triggered.



- With regard to the introduction of a harmonised tick size regime in Europe the tick-size is extended to allow up to 4 decimals for equities. The number of tick-size settings is extended to a maximum of 11 price limits for each instrument.
- A new quote type indicator Indicative Quotes (I) is introduced with Xetra Release 11 to be used in the continuous auction with market maker / issuer trading model. This new type implements indicative quotes with volume. It behaves like a standard quote with no volume, while displaying the entered volume.
- Another change is made in the Settlement Account fields (StlAct). The length is changed from 10 alphanumeric characters to 35.
- The Settlement Code (StlCod) has now only one selectable value (DVP). The two other values, DFP and DAP are not longer available. Furthermore, T+1 is enabled as a valid settlement date for OTC trades. T+1 OTC trades in CCP instruments are processed as non-CCP trades.<sup>1</sup>  
For OTC trade entries in instrument type "EQU" it is possible to enter any price which is an integer multiple of 10 to the power<sup>-(Display Decimals for the instrument)</sup>.
- In both Continuous Auction trading models, data distribution is enhanced. For instruments traded in one of the Continuous Auction trading models where currently order book information is already available via VALUES the same information as in the Pre-Call Phase will also be available during Pretrading. Depending on the trading model the Specialist Quote or the Market Maker / Issuer Quote as well as inside market information is broadcast in the Pretrading Phase.
- It is possible to import a set of orders from file in the "CSV" and "TXT" format into the Mass Order Entry window in the Xetra J-Trader GUI. Data items in this file have to use a semicolon (";") as a separator.
- A special processing is added for instruments listed with trading currency British Pence 'GBX'. The field *StlCurr* contains British Pound ('GBP') and the fields *MktVal*, *StlAmt* and *AccMktVal* are displayed with the corresponding value in British Pound. For netted trades note that the *AvgPrc* is derived from the settlement amount and is not the average of the match-prices. It is calculated as the accumulated market value for the netted trade divided by the accumulated quantity for the netted trade. To be consistent with the price, the *AvgPrc* is calculated in GBX units for instruments listed in Xetra with price currency GBX.

Xetra 11.1, launched in May 2011, introduced following features:

- For bonds with denomination currency different from Euro, but with settlement currency which is Euro an up-to-date exchange rate is needed. Xetra will be enhanced in the way that an actual exchange rate can be provided. Specialists can enter the exchange

1. Only applies to trades entered by users admitted to Frankfurt Stock Exchange.

rate when entering a matching quote in the *Quote Entry* window using the new field *ExchRate*.

- In order to make bonds with variable coupon period dates tradable on Xetra a solution to update the coupon date will be implemented. Finally bonds with pool factors will be supported in Xetra system.

Xetra 12.0, launched in November 2011, introduced following features:

- **Strike Match Order:** The Strike Match Order gives members the possibility to define apart from the normal order limit a minimum limit for buy orders or maximum limit for sell orders. Rationale of this new order execution condition is that, depending on the user's trading strategy on derivatives' markets buying (selling) a security might only be reasonable if the relevant underlying's auction execution price is above (below) a certain limit. As derivatives' markets usually rely on underlying's auction prices, Strike Match Orders are only relevant during closing auctions. i.e. they have to be entered with trading restriction "Closing Auction".
- **Flexible Trading Times for Continuous Auction:** This requirement addresses a shortcoming in the existing implementation of continuous auction market model. It is currently only possible to define one common trading schedule for all continuous auction instruments on one Xetra instance and it will be possible to define individual trading schedules. A new exchange segment will be set-up for each group of instruments that follows the same trading schedule. For each exchange segment an own ISIN exists that is used to broadcast the state changes of an exchange segment.
- **Multiple Markets:** With Xetra 12 the existing limitation that one ISIN can only be listed on a single market per Xetra environment will be removed. Instead the combination ISIN plus market needs to be unique per Xetra environment. The ISIN defined by the member's application plus the market specified at user logon uniquely defines the instrument. One important exception are broadcasts which will be enhanced by the instrument's MIC in the Xetra broadcast structures. This allows member applications to collect broadcast data of different users on different markets and also allows a straight forward realization of broadcast retransmission requests.
- **Clearing Member Stop Button:** The Clearing Member Stop Button enables Clearing Members to declare in an automated manner that they no longer consent to process the transactions of their Non-Clearing Members, if the latter exceed their agreed trading limits. Clearing Members can thereby stop the trading activities of their Non-Clearing Members. Once the Clearing Member has applied the Stop Button, all orders and quotes of the Non-Clearing Member concerned are deleted and entry of new orders and quotes is prevented. The entry or approval of OTC trades is no longer possible for the Non-Clearing Member and also trade modifications are not allowed anymore.
- **Cross Request:** The Xetra rules for crossing will be changed with Xetra 13. Members that want to enter a cross trade, have to inform the market via cross request. This cross request is distributed to all Xetra members and gives members the time to react accordingly in order to participate in the trade.

- **External Reference Price Feed:** Xetra Release 12.0 supports integration of current order book information from a reference market through an external reference price stream. This feature will not be active as of the start of Xetra Release 12.0.
- **TOP Order:** A trading restriction for Xetra 12.0. Only limit orders with execution restriction top-of-book are possible, but no BEST orders. TOP orders can only be entered via ETS. The orders are non-persistent. TOP orders may be entered for the trading model continuous trading only. No trading restrictions are supported. Incoming TOP orders are in general not permitted for executions against visible orders. A sitting limit order can be changed to a TOP order but not vice versa. A new TOP order that leads to a narrow spread is placed in the order book. A new TOP order that doesn't lead to a narrow spread is cancelled.
- **Common Report Engine:** With Xetra 12.0, a common report engine service will be introduced which will enable centralised provision of reports. Members need to pre-select reports they would like to receive via the Common Report Engine on the J-Trader GUI. This will enable members to retrieve all their GUI selected reports from a single source. The service is provided independently from the existing MISS infrastructure.

Xetra 13.0, launched in November 2012, introduced following features:

- **TOP+ Order:** As second step, after introduction of TOP order, a new restriction TOP+ was introduced. TOP+ orders behave in many aspects identical to TOP orders but they are also accepted if they are not at real top-of-book but also if a limited amount of visible order volume has a more aggressive limit. In addition execution conditions for TOP and TOP+ orders are changed. If a TOP or TOP+ order is executable with its limit against visible orders at the other side of book it gets cancelled independent of order book constellation of hidden orders. TOP+ order functionality via J-Trader is restricted to order deletions. Full functional coverage is offered via Enhanced Transaction Solution.
- **Quote Request for Continuous Auction:** Quote request is offered for continuous auction instruments with Specialists. Quote request information is distributed to Specialist. Continuous Auction Special Auction: A new trading restriction will be offered for continuous auction instruments with Specialist. Orders entered with this trading restriction only participate in auctions which are marked as special auction by Specialist at price determination / matching quote entry. Prices from special auction are distinguishable from other prices in the Ticker window.
- **Order Validity:** Order validity was extended from T+89 to T+359 for all trading models.
- **Initial Password Change:** With the Xetra 13 system update, new users are forced to change their initial password. If new users choose J-Trader for initial logon, Change Password window will pop up and force password change.
- **Bilateral Aggregation:** Xetra market segment was enhance its services by bilateral aggregation for non-CCP instruments. If both members support bilateral aggregation in the respective A/ P accounts and if the instrument is configured for bilateral aggrega-

---

tion support, the Xetra trade information distributed to members and visible on internal interfaces will be enhanced by bilateral aggregation display. In trading model Continuous Auction one of the counterparties must be the Issuer of the instrument, if the member and the non-CCP instrument are eligible for bilateral aggregation.

- **OTC Enhancements (Xetra Trade Entry):** Xetra OTC functionality was enhanced by the following features: In order to support switch of OTC services from XONTRO to Xetra, some enhancements were implemented. OTC automatic approval will be configurable by the member that receives OTC trade for approval. If receiving member has configured to automatically accept OTC trades from the entering member, the OTC trade will get approved automatically. Automatic approval settings per member can be configured more granular by restriction to certain instrument groups and by definition of a maximum market value up to which automatic approval is supported. OTC functionality will be furthermore enhanced by new entry fields, which define whether a trade is supposed to be cleared in CCP and by an additional cost amount which is added to the settlement amount. Cancellations / reversals of OTC trades will be enabled for members. In addition, it will be possible for members to enter OTC trades on behalf of two other members.
- **Number of Tick Bands:** The number of tick bands was enhanced from 11 to 20, in order to be able to set up instruments according to all current FESE tables. Enhanced tick band information will be provided in all member interfaces, which provide tick bands / master data.
- **Price Movement Barrier Enhancement:** The price movement barrier functionality, introduced with Xetra 12, was enhanced that orders which are outside the range and besides aggressive will be rejected, i.e. Xetra will now accept buy / sell orders below / above the price barrier.

## New Features

A summary of the new functionality in Release 14.0:

**Validity of Iceberg Orders:** The validity of iceberg orders is extended to T+359

**Market Maker Protection:** Designated Sponsors can define order and quote thresholds for Designated Sponsor Orders and Quotes that cause automatic deletion of orders and quotes in continuous trading trading model instruments.

## 1.1 Purpose

The purpose of the user manual is to:

- Identify the supported business functions,
- Explain the structure and the content of the windows,

- Familiarize the user with the “look and feel” of Xetra and its features.

This user manual is intended to be a reference guide, where information about Xetra windows can be quickly accessed. It focuses on giving a detailed description of the windows and their functions.

The user manual comprises 5 chapters.

Chapter 1 introduces the purpose and usage of the Xetra J-Trader user manual.

Chapter 2 gives an overview of the Xetra front end system and window flow.

Chapter 3 describes how to access the Xetra front end.

Chapter 4 describes the Xetra J-Trader windows in detail.

Chapter 5, the appendix, contains an overview of:

- icon names,
- specific error messages and warnings,
- resource access levels,
- instrument states and system states,
- glossary.

## 1.2 Prerequisites

To ensure that each user can trade electronically and use Xetra effectively, the following prerequisites should be met.

A full installation and configuration of Xetra.

The user should check with his network and system administrators that all network, hardware

(including Smart Card reader in case of the Internet access), and Xetra front end software configuration requirements have been met.

A login identification and password for the Xetra front end.

A Xetra user ID and password for the Xetra back end.

A trader license for Xetra.

For access to the Xetra System via the Internet, each user is given a Smart Card that provides a mechanism to identify the singular user and his assignment to a member ID.

## 1.3 Common Window Controls

The following section provides an overview of the standard window components and introduces specific terms that are used throughout this document.

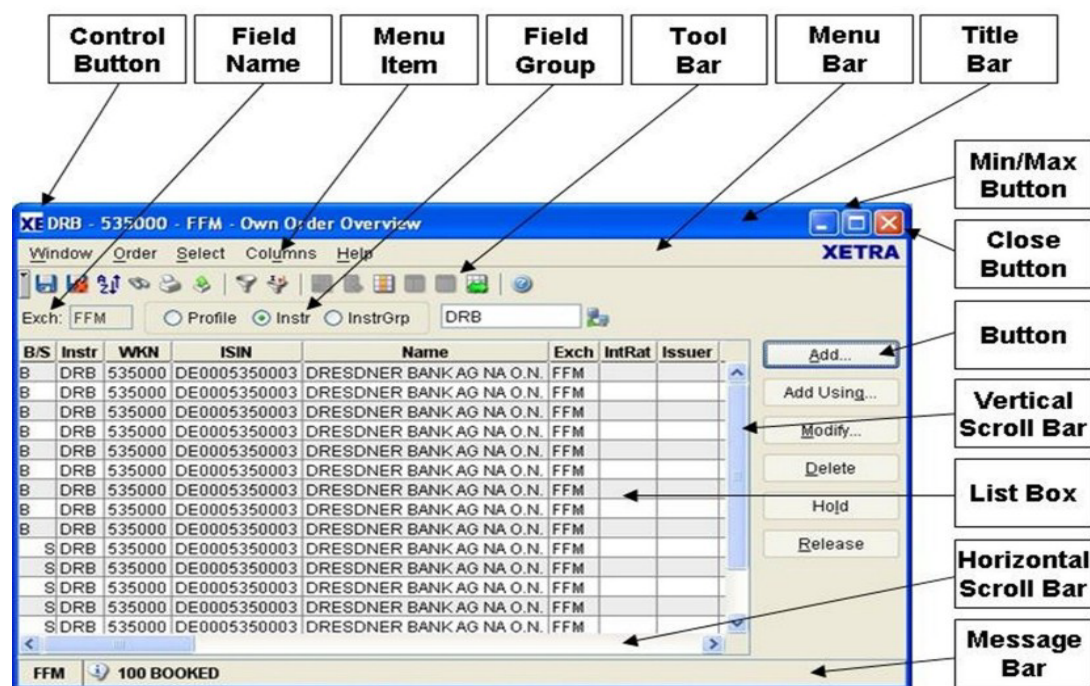


Figure 1.1: Xetra Windows Common Controls

Note: The window snapshots in this user manual are taken from a Microsoft Windows XP (Intel) platform. The exact 'look and feel' of the windows depends on the underlying platform window manager. Your current workstation may differ slightly from the snapshots shown in this user manual.<sup>1</sup>

<b>Control Button</b>	The <i>Control Button</i> enables the user to manipulate the active window. Double clicking on the left mouse button (assumption is a right-hand mouse) closes the window. Other typical window options are enabled via a single click, such as <i>Move</i> or <i>Resize</i> .
<b>Field Group</b>	A field group combines two or more display, entry fields and / or buttons, which allow the user to specify certain settings or functional selections.
<b>Menu Item</b>	Each menu of the menu bar may contain several <i>Menu Items</i> which can be chosen in the same way as menus.
<b>Field Name</b>	Name of field where entries can be made.
<b>Entry Field</b>	A window may contain one or more entry fields. In these fields, values can be entered and modified using the keyboard, or by selecting the values from a field specific context menu by pressing the right mouse button.
<b>Display Field</b>	A window may contain one or more display fields that contain information for the user. Values displayed within display fields cannot be changed.
<b>Title Bar</b>	The <i>Title Bar</i> displays the current window title.
<b>Menu Bar</b>	The <i>Menu Bar</i> contains the menus available in the window. Menus are accessible by either using the left mouse button or the mnemonic ("<ALT>-key" keyboard combination).
<b>Min. Button</b>	The <i>Min. Button</i> allows the user to minimize the window, and to display as an icon either the active window or any window that can be accessed through this window.
<b>Max Button</b>	The <i>Max Button</i> allows the user to maximize the size of the window to fill the entire display. If the window is maximized, the <i>Max Button</i> then shrinks the window to its former size.
<b>Close Button</b>	The <i>Close Button</i> allows the user to close the window.
<b>Buttons</b>	Windows may contain buttons, which can be used to execute the function indicated by the button label. For example, clicking the <i>Submit</i> button initiates a transaction and closes the

---

1.Differences may occur on a Sun Solaris platform.

window when the transaction is successfully completed. If an error occurs, the window will remain open.

Buttons are only enabled when the button's action is executable. Buttons are disabled (shaded) if the entry of values in one or more fields in the window is still necessary.

**List Box**

List boxes display information in the form of a table. Each column within the list box is described.

**Horizontal Scrollbar**

The *Horizontal Scrollbar* allows the user to view parts of a window that may not be seen, e.g., elements of lists which cannot be displayed in their full width within a window.

**Vertical Scrollbar**

The *Vertical Scrollbar* allows the user to view parts of a window that are hidden, e.g., elements of lists which cannot be displayed in their full height within a window.

**Message Bar**

Responses and error messages from an action in the window, or one of its child windows, are displayed in the message bar at the bottom of the window.

**Toolbar**

Various menu functions available in any given window can be accessed directly from the Toolbar. Clicking on an icon performs the corresponding function exactly as if the function had been chosen via the menu, shortcut, or function key (as applicable). The following is a sample of all possible icons (note that not all windows have all icons available as depicted here).

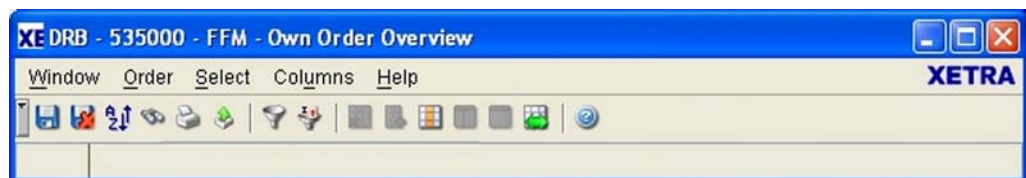


Figure 1.2: Example Toolbar

The icons are left aligned and there is a separating space to form icon groups for "Window", "Filter" and "Columns". The title of an icon appears in a pop-up field when the cursor is left to rest on it for a brief time. The icons also appear to the left of the corresponding pull-down menu items.

The toolbar has a vertical toggle button that allows the user to collapse the toolbar. If the toolbar is collapsed, the toolbar is hidden and instead a thin toggle bar is shown that contains



a thin horizontal button to expand the collapsed toolbar. If this button is pressed, the toolbar will be expanded again.

The state of the toolbar (expanded or collapsed) can be saved using the Window/Save Settings menu action.

In the following, the individual icons are depicted in large size, and the related functions are briefly described.

#### Save Settings



Figure 1.3: *Save Settings* toolbar icon

Clicking on this icon saves the current settings for the window.

#### Clear Settings



Figure 1.4: *Clear Settings* toolbar icon

Clicking on this icon clears the currently saved settings for the window.

#### Sort



Figure 1.5: *Sort* toolbar icon

Clicking on this icon opens the *Sort* window, which is described in section 1.6.1.

#### Find



Figure 1.6: *Find* toolbar icon

Clicking on this icon opens the *Find* window, which is described in section 1.6.2.

#### Print



Figure 1.7: *Print* toolbar icon

Clicking on this icon opens the *Print Table* window, which is described in section 1.6.3.

Export



Figure 1.8: *Export* toolbar icon

Clicking on this icon opens the *Export Table* window, which is described in section 1.6.4.

Select Filter ...



Figure 1.9: *Select Filter ...* toolbar icon

Clicking on this icon opens the *Filter* window.

Select Instr/Grp/Prof ...



Figure 1.10: *Select Instr/Grp/Prof ...* toolbar icon

Clicking on this icon opens the *Instrument/Group/Profile Selection* window.

Delete Columns



Figure 1.11: *Delete Columns* toolbar icon

This icon is used to remove columns from a list box. Select the column or columns to be deleted. The *Shift* key can be used to select a block of columns as follows: click on either end of the desired block, hold down the *Shift* key and click on the opposite end of the block, and the block is highlighted. Separate non contiguous columns can be selected by holding down the *Ctrl* key (*Strg* on German keyboards) and clicking on the desired columns.

Clicking on the *Delete Columns* icon deletes the highlighted columns in the list box (actually the columns are only hidden; the underlying data is, of course, not affected).

Add All Columns



Figure 1.12: *Add All Columns* toolbar icon

This icon restores the original column configuration to the list box.

Select ...



Figure 1.13: *Select ...* toolbar icon

Clicking on this icon opens the *Column Selection* window, which is described in section 1.6.5.

Freeze Columns



Figure 1.14: *Freeze Columns* toolbar icon

This function allows the user to select a block of columns on the left side of a list box which will remain visible while the rest of the columns are scrolled to the back left. Select a column from which the block to remain visible is frozen (including the selected column), click on the Freeze icon, and the scrollbar is reduced to the unfrozen block of columns to the right of the frozen block. Scrolling across in the unfrozen block leaves the frozen block visible; the scrolling columns disappear under the frozen block.

Unfreeze All Columns



Figure 1.15: *Unfreeze All Columns* toolbar icon

This icon removes a frozen block setting as described above. The scrollbar is restored to full size under all columns, and the entire list box scrolls as usual.

Autofit All



Figure 1.16: *Autofit All* toolbar icon

Clicking on this icon adapts the column width to the smallest possible size.

Inquire



Figure 1.17: *Inquire* icon

Clicking on this icon allows to (re-) inquire for data from the Xetra back end.

Reload



Figure 1.18: *Reload* icon

Clicking on this icon allows to refresh the data in the list box.

Stop



Figure 1.19: *Stop* icon

Clicking on this icon allows to stop long running inquiries.

Xetra Logo



Figure 1.20: *Xetra* logo

---

Clicking on the *Xetra* logo allows the user to get immediately to the Main Menu (SC-L) or to bring all windows of one Xetra J-Trader session to the front (DC-L). The Xetra logo is available in the upper right corner of any screen.

## 1.4 User Manual Conventions

To standardize the description of the functions and the front end windows, this manual uses a standard set of conventions for terms, abbreviations, etc. The following explains the terms used for the window descriptions.

Each window description provides the user with information about specific structure and contents of the window. Therefore, the description for each window includes one or more of the following points:

- menu bar,
- list box(es) and specific mouse usage within the list box(es),
- tabbed pane,
- field group(s) and specific mouse usage within the field group(s),
- button(s), global context supporting specific mouse usage.

**Menu Bar**

The description of the window menu contains:

- (1) menu bar commands with mnemonic (for using the keyboard instead of using the mouse),
- (2) menu items with mnemonic for each command,
- (3) an explanation of the command function, and
- (4) its corresponding keyboard short cut (if applicable), which initiates the same function using the keyboard instead of using the mouse to select a menu item.

**Menu**

Menu Bar (1)	Item (2)	Description (3)	Short Cut (4)
<u>W</u> indow	<u>S</u> ave Settings	Save the current window settings.	Ctrl + S
	<u>C</u> lose	Close the window without further action.	Shift + F4
<u>O</u> rder	<u>A</u> dd...	Open the described window.	

**List Box**

List boxes display information.

The columns of each list box are described by:

- title
- description of the column content

Additionally, the usage of the mouse to initiate a command for each specific field / column is described. This may also include context menus (see section "Context Menu" within this chapter) which provide a list of possible actions that can be performed. The context menu can be opened by clicking the right mouse button in the list box. Releasing the right mouse button executes the selected action. All columns in the list boxes can be resorted. This can be performed by clicking on the column header with the right mouse button and dragging the

columns to the appropriate position. Information that is momentarily not needed can be hidden by deleting the column from the list box display.

Instr	WKN	ISIN	BidQty	Bid	Ask	AskQty
ALC	661900	DE0006619000				
ALV	840400	DE0008404005				
ANZ	504700	DE0005047005	300	M		
BAS	515100	DE0005151005	5,300	63.00	65.00	600
BAY	575200	DE0005752000				
BMW	519000	DE0005190003	2,900	1,415.08	1,415.10	100
BUD	527800	DE0005278006				
DRB	535000	DE0005350003	800	100.00	101.00	600
DTE	555750	DE0005557508				

Figure 1.21: List box example: Order Inside Market list box.

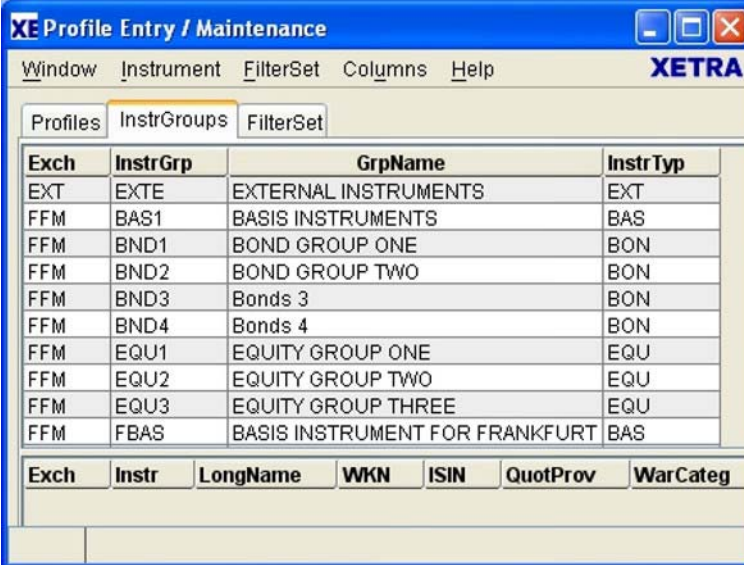
	Order Inside Market List Box
Column (1)	Description (2)
Instr	Instrument short name.
WKN	Wertpapierkennnummer.
ISIN	International Security Identification Number.
BidQty	Accumulated quantity for the bid limit.
Bid	Bid price of the order - the value 'M' indicates the existence of market orders or market-to-limit orders in the order book.
Ask	Ask price of the order - the value 'M' indicates the existence of market orders or market-to-limit orders in the order book.
AskQty	Accumulated quantity for the ask limit.

## Tabbed Pane

A tabbed pane is a switch panel used to select a specific pane within a fixed number of panes. The selected pane determines the content of the corresponding list box. A tabbed pane is described by:

- an identifier
- an identifier description.

The selected pane is described by the corresponding list box.



Exch	InstrGrp	GrpName	InstrTyp
EXT	EXTE	EXTERNAL INSTRUMENTS	EXT
FFM	BAS1	BASIS INSTRUMENTS	BAS
FFM	BND1	BOND GROUP ONE	BON
FFM	BND2	BOND GROUP TWO	BON
FFM	BND3	Bonds 3	BON
FFM	BND4	Bonds 4	BON
FFM	EQU1	EQUITY GROUP ONE	EQU
FFM	EQU2	EQUITY GROUP TWO	EQU
FFM	EQU3	EQUITY GROUP THREE	EQU
FFM	FBAS	BASIS INSTRUMENT FOR FRANKFURT	BAS

Exch	Instr	LongName	WKN	ISIN	QuotProv	WarCateg
------	-------	----------	-----	------	----------	----------

Figure 1.22: Tabbed pane example: *Profile Entry* window (partial screenshot).



Instrument Source Selection Tabbed Pane	
Identifier	Description
Profiles	Opens the <i>Profiles</i> selection pane.
InstrGroups	Opens the <i>InstrGroups</i> selection pane.
Filter Set	Opens the <i>Filter</i> Set pane.

Instrument Groups Selection Pane	
Instrument Groups Selection List Box	
Column	Description
Exch	Exchange ID
InstrGrp	Short name of the instrument group
GrpName	Instrument group long name
InstrTyp	Type of instruments (equity, bond, warrant, or basis instrument)

## Field Group

A field group combines two or more display and / or entry fields, which allow the user to specify certain settings or functional selections.

Figure 1.23: Field group example: *Instrument Selection* field group.

As part of the window description the field group explanation lists for each of its elements:

- Field identifier,
- Identifier type,

- 
- Description of its function,
  - Value / syntax for field entries,
  - Notion if a context menu is given, and
  - Mouse usage concerning available context menus.

If a field specific context menu containing possible field entry values exists, an asterisk "\*" is placed within the CT column (CT = Context menu) and the field specific mouse usage is added to the field group description.

Conventions for the identifier type within a field group are as follows:

- B = Button
- D = Display only field
- EM = Entry field mandatory
- EO = Entry field optional
- S = Selection (chooser or radio button)

A button allows the user to execute a specific command; e.g., submit an order. The button label and its corresponding command / action are described. An ellipsis "..." after the button label indicate that pressing the button opens another window to execute that command. Buttons are enabled as soon as all entries / settings required to execute the respective

function have been made. Entry fields are enabled where entries of specific orders are required.

Quick Filter Field Group				
Identifier	Type	Description	Value / Syntax	CT
Exch	D	Exchange at which the instrument is being traded. The field is disabled and pre-filled with the logged-in exchange.	3 characters: alphanumeric.	
Profile	S	Select a profile as filter criterion.		
Instr	S	Select a single instrument as filter criterion.		
InstrGrp	S	Select an instrument group as filter criterion.		
Instrument field	EM	Instrument short name,	max. 5 characters: alphanumeric	*
		or Wertpapierkennnummer,	or max. 9 characters: alphanumeric,	*
		or ISIN,	or 12 characters: alphanumeric.	*
		or Instrument Group ID,	or max. 4 characters: alphanumeric for Instrument Group ID.	*
		or Profile ID.	or max. 20 characters: alphanumeric and special.	*

Mouse Usage (6)	Column	Description
SC-L	Any	Select row and show the according instruments in the <i>Instrument Selection</i> list box.

## Context Menu

Field groups may contain entry fields, which have a field specific context menu. A variety of possible field entry values exist in this context menu. Context menus provide a list of possible entry values for the respective entry field and can be opened by clicking the right mouse button in the entry field. Selecting an item with the left or the right mouse button pre-fills the entry field with the selected value.

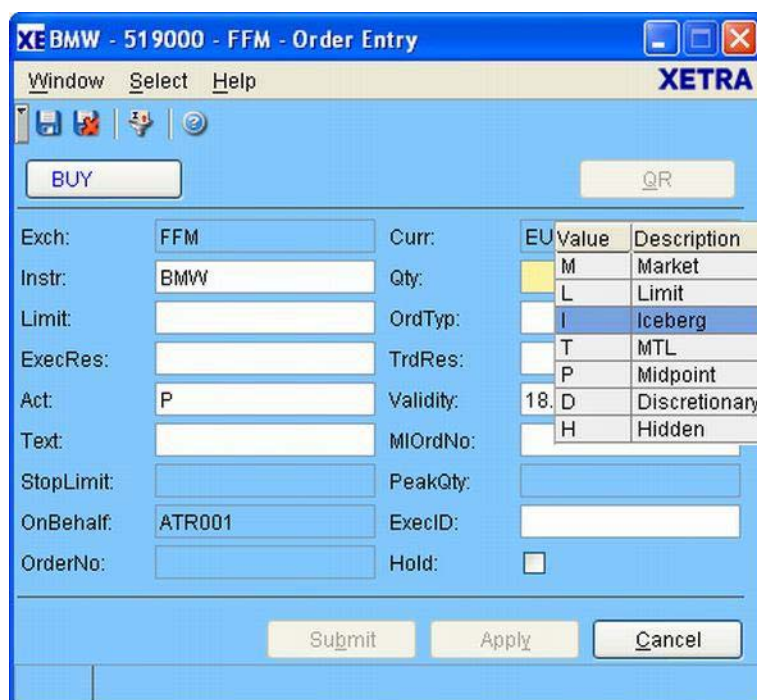


Figure 1.24: Context menu example: *Order Type* field in *Order Entry* window

## Mouse Usage

Conventions for describing the usage of a standard right-handed mouse in all descriptions are as follows:

- SC-L single click left,
- DC-L double click left,

- SC-R single click right.

### Split Pane / Divider

A split pane with list boxes is a pane which is divided into two areas both containing a list box and a divider (horizontal or vertical line element) between them.

By mouse-dragging the divider, space can be shifted from one area to the other, thus enabling the user to change the proportion between the list boxes.

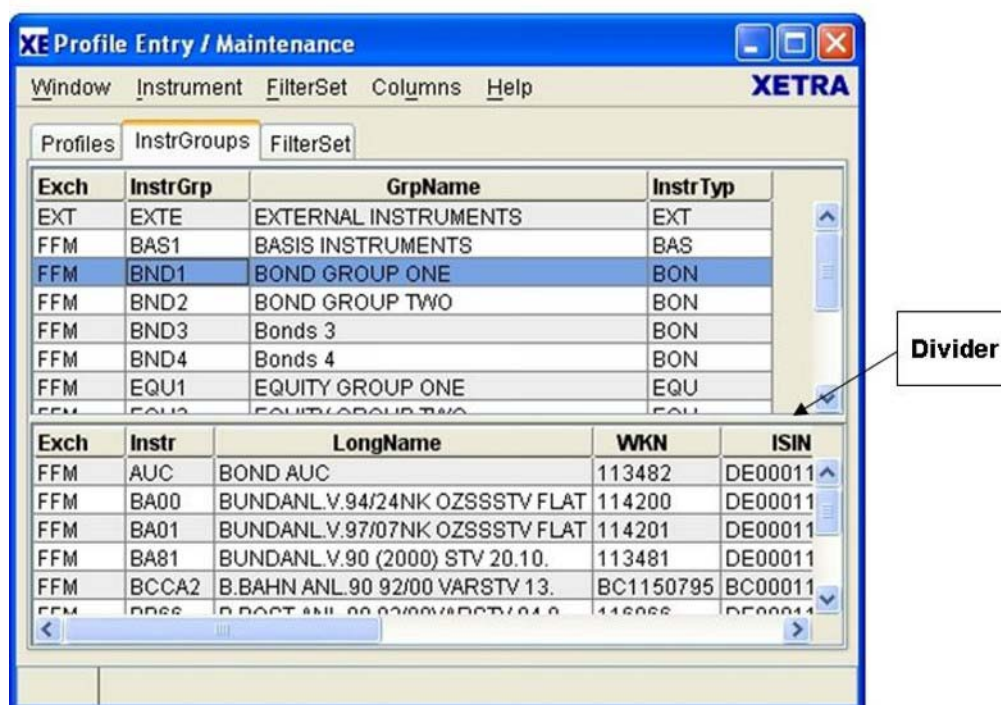


Figure 1.25: Split Pane / Divider example: *Profile Entry / Maintenance* window.

### Global Context

Context menus that are not field-specific, but affect the contents of the whole window, for example, switching between different order books on the *Order Instrument Overview* window, are described in the last section of the window description. Global context menus are

accessed by clicking the right mouse button outside of any field groups or list boxes in the window. Context menus only exist in selected windows and fields.

## 1.5 General Functions and Features

**Xetra Online Help** The majority of the J-Trader System User Manual has been integrated into the online help facility for Xetra J-Trader. This facility offers a rich source of quickly available information about the system and its functions.

**Keyboard Usage** In addition to the convenient usage of the mouse, Xetra J-Trader provides also keyboard navigation by using commands.

Menus can be accessed with the <Ctrl> - key combination in the same way as using the mouse. A menu item within an opened menu can be selected by entering the underlined character.

Short Cut	Function
CTRL+A	Select all cells in a table
CTRL+E	Open the <i>Export Table</i> window
CTRL+F	Find
CTRL+G	Preferences
CTRL+I	Online Time and Sales Sheet
CTRL+L	Login / Logout
CTRL+M	Order Market Overview
CTRL+N	News
CTRL+O	Order Instrument Overview
CTRL+P	Open the <i>Print Table</i> window
CTRL+Q	Exit
CTRL+R	Fast Order Entry
CTRL+S	Save Settings
CTRL+T	Trade Information

CTRL+U	Add all columns to a table
CTRL+W	Save Window Configuration

Figure 1.26: Keyboard navigation and associated action

There are also a number of global function keys that are valid over the entire application.

Function Key	Function
F1	Help
F2	Order Entry
F3	Quote Entry
Ctrl+F3	Filter...
F4	Quote Request Entry
Shift+F4	Close window
F5	Ticker
F6	Profile Overview, Instrument/Group/Profile Selection. By pressing this key in some windows of the application, the windows <i>Profile Overview</i> , <i>Instrument/Group/Profile Selection</i> will be opened.
F7	Main Menu
F8	Own Order Overview
F9	Open OTC Trading
F10	Back Office Information
F11	Full Table Mode
Shift+F11	Quote Request Overview
F12	Instrument Watch

Figure 1.27: Global function keys valid over the application

In addition to the global control keys, there are local control keys which allow rapid access to the various functions of the Xetra J-Trader. The precise functionality of these keys is window-specific and can vary according to the window which is active.

For example, the user can use the combination of the <ALT> key + corresponding mnemonic (underlined) letter of the button label to select a menu command or function. These mnemonic letters are shown within the window description subject to the following convention:

W = Mnemonic, e.g. the combination of <Alt> + W allows the selection of the Window menu.

Changing to other fields within the window is also possible by using the <TAB> key.

The <ALT> + <TAB> key combination allows to switch between open windows on the screen.



**Moving and  
Resizing  
Columns**

It is possible to configure the list boxes in each window to an individually defined layout. This is done by clicking the right mouse button on the column header and dragging that column to the desired position.

The width of a column cannot be changed.

**Special  
Characters**

Only insertion of ascii-codes between 32 and 126 is allowed.

**When Changes  
Affect Windows**

Changes become effective in active windows on the front end either:

- Immediately

In the majority of windows changes take effect and can be seen immediately. This applies for all entry and maintenance windows. An example of this is the *Profile Maintenance* window. If an instrument is added to a profile, this instrument is displayed immediately in the *Profile Maintenance* window.

- After closing and reopening the window

In several windows, changes can only be seen after the active window has been closed and reopened. This applies to calling windows in which a profile is being used. If the profile, which is currently used in an active window, is changed, the new profile will appear in the calling window only after the profile has been re-selected or if the profile has been saved in the window, after the window has been closed and reopened.

- After logging out and back in to the system

In several windows, changes can only be seen after the user has logged out of and back into the system. This applies to changes relating to password and user authorization. If the user's authorization is changed, the user can only see these changes after logging out of and back in to the system.

- Logging into the system after a nightly batch run on the Xetra back end

For example if the user's instrument assignment is changed, the changes become effective after the Xetra back end's nightly batch run.

**Dynamically  
Updated  
Windows**

The following windows receive private or public broadcasts

- *Order Instrument Overview*
- *Order Market Overview*
- *Open OTC Trading*
- *OTC Reporting*

- 
- *Own Order Overview*
  - *Own Quote Overview*
  - *Quote Request Overview*
  - *Cross Request Overview*
  - *Back Office Information*
  - *Trade Information*
  - *Ticker*
  - *Instrument Watch*
  - *Risk Monitoring Maintenance*
  - *News*
  - *Message Logs (Standard)*

## 1.6 General Windows

In the following chapters, all general windows of the Xetra J-Trader are described in detail. The window screenshots shown in this document are taken from the Windows XP (Intel) platform and may differ slightly from the windows in applications run on another platform.

## 1.6.1 Sort Table

The *Sort Table* window allows users to define sorting criteria for selected overview windows.

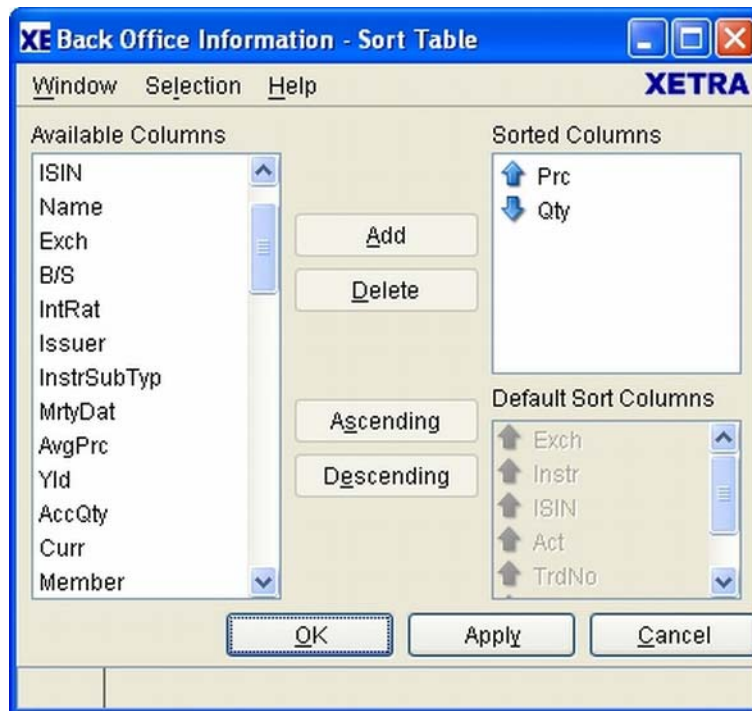


Figure 1.28: *Sort Table* window

### Overview

Traders may choose either the default sorting, or enable the user defined sorting to create their own sort order, if no profile has been previously selected. If a profile is selected, the sorting criteria specified in the profile is used. For user defined sorting, as many columns as are needed may be added from the available columns to the sorted columns list box. The columns, which are deleted in the parent window, are marked in the *Available Columns* list box.

The user can identify these deleted columns and exclude them from sorting. For each column, traders may choose either ascending or descending sorting by selecting the column and clicking on the according button. The resulting sorted table is sorted according to the sequence of the specified user defined sort criteria, then according to the default sorting order.

The *Save Settings* function saves any user-defined sorting. The sort order is restored the next time the window is opened.

### Action

Clicking the *OK* button sorts the parent window list box and closes the *Sort Table* window. Clicking *Apply* sorts the parent window list box but leaves the *Sort Table* window on the screen. Clicking *Cancel* closes the window without further action.

### Menu

Menu Bar	Item	Description	Short Cut
<u>W</u> indow	<u>C</u> lose	Close the window without further action.	Shift+F4
S <u>e</u> lection	<u>A</u> dd	Adds selected available column to sorted columns	
	<u>D</u> elete	Deletes the selected columns from sorted columns	
	A <u>s</u> cending	Defines ascending sort order for selected column	
	D <u>e</u> scending	Defines descending sort order for selected column	
<u>H</u> elp	<u>O</u> n this window...	Open the <i>Help</i> window.	F1

### Window

Column Selection Lists	
Identifier	Description
Available Columns	Displays the names of all columns available in the table of the parent window except the ones already in Sorted Columns.
Sorted Columns	Displays the name, order, and sort direction of the selected columns.
Default Sort Columns	Displays the name of the default sort column and its default sort order.

Buttons	
Identifier	Description
<u>A</u> dd	Adds selected available column to sorted columns.
<u>D</u> elete	Deletes the selected columns from sorted columns.
A <u>s</u> cending	Defines ascending sort order for selected column.
D <u>e</u> scending	Defines descending sort order for selected column.
<u>O</u> K	Sort the parent window's table and close this window.
A <u>p</u> ply	Sort the parent window's table and leave this window open.
<u>C</u> ancel	Close the window without further action.

## 1.6.2 Find

The *Find* window is used to search for a given string in certain overview list boxes. This window allows the user to quickly locate individual records, such as orders or trades.

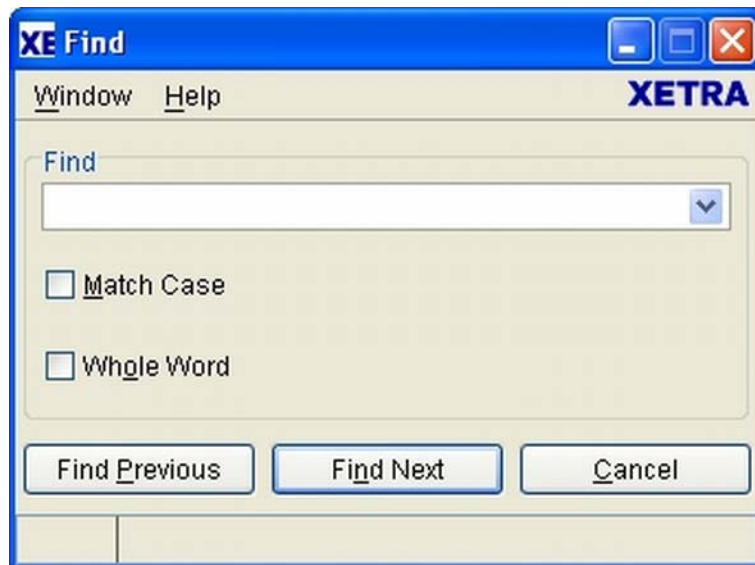


Figure 1.29: *Find* Table window

### Overview

The *Find* window is used to search for a given text. This window allows the user to quickly locate individual records, such as orders or trades.

### Action

The user enters the text to search for in the *Find* entry field. Checking the *Match Case* box specifies a case sensitive search. Checking the *Whole Word* box restricts the search to whole words only. Clicking the *Find Previous* button searches for the entered text from the current position backwards through the list box. Clicking the *Find Next* button searches for the entered text from the current position forward through the list box. If a match is found, the cursor is set to the first occurrence of the search text. If no match is found in the direction of the search, it continues at the other end of the list box, and a message "WRAPPED AROUND" is displayed in the status bar. If no matching item is found in the entire list box, the message "STRING NOT FOUND" appears in the status bar.

The search stops and the cursor is repositioned whenever the searched for text is found, even if it is just part of a larger text. This means that searching for "123" finds "4.123" or "123,81". The data is searched in its formatted form, as displayed in the list box. This means that searching for "1234" does not find "1.234" or "12,34". A list of recently used search texts

is maintained for each instance of the application. Saving the window settings does not store this list of search texts. Clicking *Cancel* closes the window without further action.

## Menu

Menu Bar	Item	Description	Short Cut
<u>W</u> indow	<u>C</u> lose	Close the window without further action.	Shift+F4
<u>H</u> elp	<u>O</u> n this window...	Open the <i>Help</i> window.	F1

## Window

Find Entry Field Group		
Identifier	Type	Description
Find	EO	Text to search for.
<u>M</u> atch Case	S	Match case when searching.
Whole <u>W</u> ord	S	Look for whole words only.

Buttons	
Identifier	Description
Find <u>P</u> revious	Search backwards for matching text.
<u>F</u> ind Next	Search forwards for matching text.
<u>C</u> ancel	Close the window without further action.

### 1.6.3 Print / Print Table

The *Print / Print Table* window allows to print the content of a window.

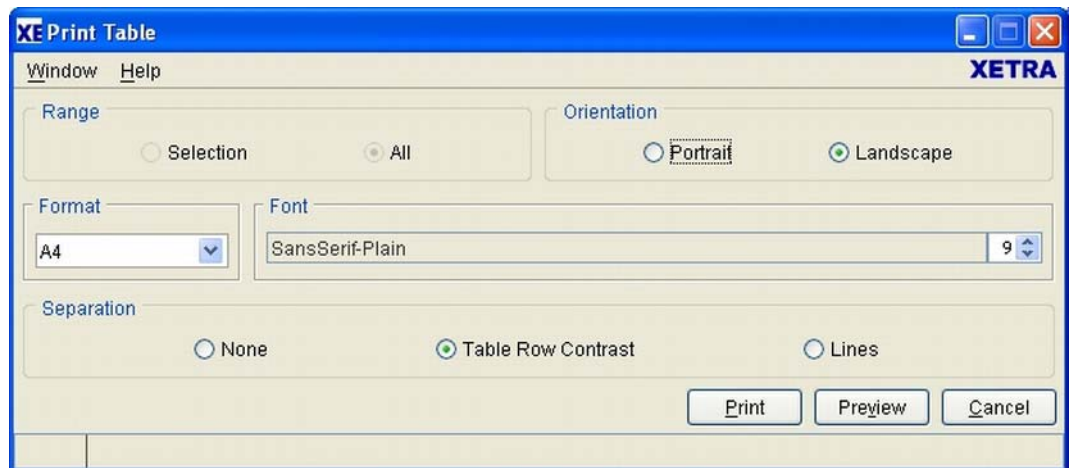


Figure 1.30:Print Table window

#### Overview

The *Print* window is used to print a screenshot of the window (e.g. Trade Maintenance) for windows without a list box. The *Print Table* window is used to print the contents of the list box on windows with a list box. Apart from the title, the *Print* and the *Print Table* window are identical.

The user may customize the print settings according to the defined print parameters.

#### Action

The *Range* radio button group provides the choice of printing all or part of the list box. Some overview windows may not allow the selection of rows; only the full table can be printed from these windows. The *Orientation* radio button group allows the choice of portrait or landscape formatting. The *Format* menu allows the selection of different paper formats. Currently A4, A3, letter, and legal are supported. The *Font* menu allows selection of different font sizes. The font size can be set from a minimum of 5 to maximum of 15. The *Separation* radio button group provides the choice for separating the adjacent printed rows. The user can also choose



to separate the rows with row contrast or a line. If the option none is selected in the button group, no separation will be made.

For windows without a list box the *Range* radio button group and the *Separation* radio button group are disabled.

## Menu

Menu Bar	Item	Description	Short Cut
<u>W</u> indow	<u>C</u> lose	Close the window without further action.	Shift+F4
<u>H</u> elp	<u>O</u> n this window...	Open the <i>Help</i> window.	F1

## Window

Print Table Entry Field Group			
Identifier	Type	Description	
Range	S	Allows either a selection or all contents of the list box to be printed. Disabled for windows without a list box.	
Orientation	S	Selects portrait or landscape formatting.	
Format	S	Selects paper format.	
Font	S	Selects the font size.	
Separation	S	Selects the type of separation between adjacent rows. Disabled for windows without a list box.	

Buttons	
Identifier	Description
<u>P</u> rint	Send the contents to be printed to the printer.
Pre <u>v</u> iew	Displays the contents to be printed.
<u>C</u> ancel	Close the window without further action.

## 1.6.4 Export Table Dialog

When exporting table data to files, a file selection dialog is used to allow browsing of the file system and to select a file.

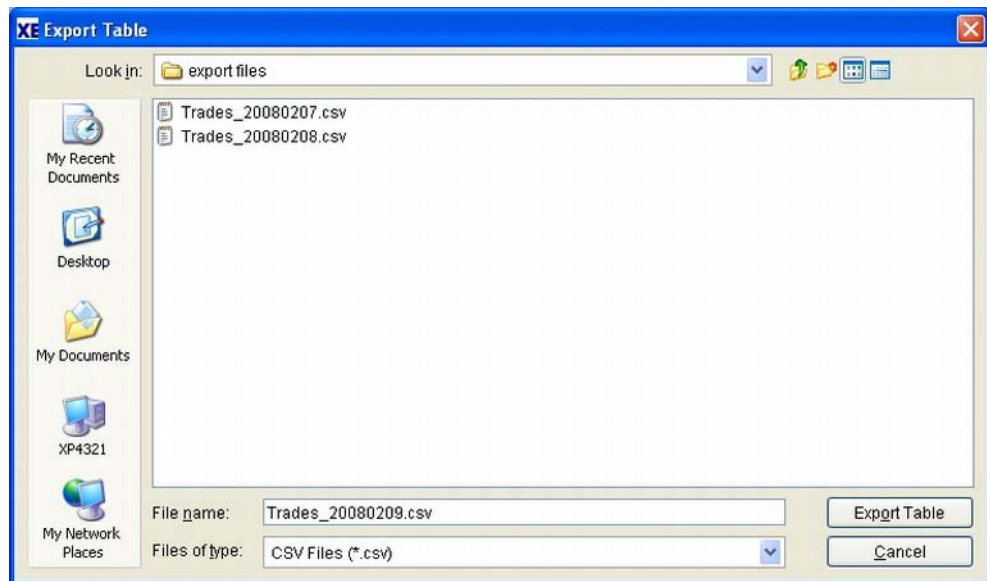


Figure 1.31: *Export Table* window

### Overview

When exporting table data to files, a file selection dialog is used to allow browsing of the file system and to select a file. Notice that this dialog is a service of the operating system and therefore looks different on different platforms.

### Action

Using this dialog, traders may browse the file system and check other directories as well.

The file name field is pre-filled with a suggestion for the file name, containing the name or abbreviation of the window from which the export file will be created and the filter criteria that have been selected. Additionally, these data will be part of a title row in the file itself.

---

Only text files (\*.txt) and CSV files (\*.csv) are supported. The type can be chosen from the *Files of Type* chooser.

Clicking the *Export Table* button causes the file to be written. If the file already exists, a confirmation dialog is displayed. All data in tables are exported in csv format, regardless of any selection, deletion, rearrangement or freezing of columns.

Clicking the *Cancel* button closes the file selection dialog without further action.

## Window

Buttons	
Identifier	Description
Export Table	Save the table data to an ASCII file.
Cancel	Close the window without further action.

## 1.6.5 Column Selection

The *Column Selection* window allows the user to determine which columns in a list box are visible.

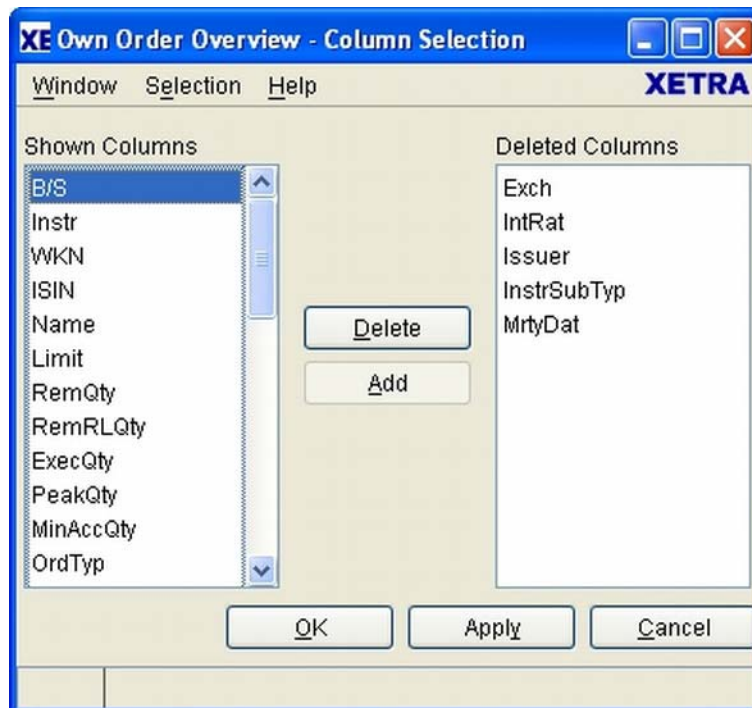


Figure 1.32: *Column Selection* window, as called up from the *Own Order Overview* window

### Overview

The *Column Selection* window is available in windows containing list boxes. This window can be accessed either via the menu item *Columns...Select...* or the *Select...* icon in the toolbar.

The *Column Selection* window opens as a unique child window to the window from where it was opened. This means if the parent window is closed the child window is closed as well and if the parent window is hidden the child window is hidden as well. The window will contain the name of the parent window in its title together with the name *Column Selection*, as in the above example *Own Order Overview - Column Selection*. If the user tries to open a second

---

*Column Selection* window from the parent window the existing *Column Selection* window is activated.

**Action**

The *Column Selection* window contains two lists that represent the status of the columns as shown (on the left side) and deleted (on the right side).

Two buttons *Delete* and *Add* are located between these two lists that allow the user to move one or more of the selected columns into the opposite list. Columns can also be deleted or added using the *Selection...Delete* and *Selection...Add* menu items.

Selection of the column names is by single mouse click. The *Shift* key can be used to select a block of columns as follows: click on the top or bottom of the desired block, hold down the *Shift* key and click on the other end of the block, and the block is highlighted.

Individual columns can also be moved from one list to the other by a double mouse click on the column name.

The sequencing of columns can be done in the *Shown Columns* list box by dragging and dropping the columns with the right mouse button.

The *Column Selection* window has *OK*, *Apply* and *Cancel* buttons. If the user presses the *OK* button, the new list of active columns is communicated to the parent window and the *Column Selection* window is closed. If the user presses the *Apply* button, the new list of active columns is communicated to the parent window that will refresh the display of its list box according to that list and the *Column Selection* window will stay open. If the user presses the

*Cancel* button the *Column Selection* window will close without changes to the columns of the parent window.

## Menu

Menu Bar	Item	Description	Short Cut
<u>W</u> indow	<u>C</u> lose	Close the window without further action.	Shift + F4
<u>S</u> election	<u>D</u> elete	Move the selected column(s) from the <i>Shown Columns</i> list to the <i>Deleted Columns</i> list.	
	<u>A</u> dd	Move the selected column(s) from the <i>Deleted Columns</i> list to the <i>Shown Columns</i> list.	
<u>H</u> elp	<u>O</u> n this window...	Open the <i>Help</i> window.	F1

## Window

Column Selection Lists	
Identifier	Description
Shown Columns	List of columns, that will be visible in the parent window's list box.
Deleted Columns	List of columns, that will not be displayed in the parent window's list box.

Buttons	
Identifier	Description
<u>D</u> delete	Move the selected column(s) from the <i>Shown Columns</i> list to the <i>Deleted Columns</i> list.
<u>A</u> dd	Move the selected column(s) from the <i>Deleted Columns</i> list to the <i>Shown Columns</i> list.
<u>O</u> K	Communicate the list of shown column to the parent window and close the <i>Column Selection</i> window.
Apply	Communicate the list of shown column to the parent window and leave the <i>Column Selection</i> window open.
<u>C</u> ancel	Close the window without further action.



---

## 1.6.6 Date Chooser

The *Date Chooser* is a graphical component that allows a date to be chosen from a calendar-like window.



Figure 1.33:Date Chooser

The calendar displays a whole month and is opened by clicking on the arrow button of the date chooser. Arrow buttons in the pop-up calendar can be used to select the month and year. The month can also be selected by clicking on the month in the calendar and using the pop-up month menu. The year can be changed by clicking on the year in the calendar and entering the desired year or by using the year scrolling arrows. The date can be chosen by clicking on the respective calendar date. Once the date has been selected, the calendar closes and the selected date is displayed. The format of the display is: day of week, date, month and year.

## 2. Xetra J-Trader - Changes to windows

### 2.1 Changes to windows compared to the previous Xetra J-Trader Release

The following table lists the window-specific modifications made to the previous J-Trader GUI.

Main Menu	Item Window Name in Xetra J-Trader	Comment
Login and Message Log	Login/Logout	Change Scoach to Structured Products Market 1-3
Trading	(Fast) Order Entry, Mass Order Entry, and (Mass) Order Maintenance	Iceberg orders can now be submitted with Validity T+ 359.
Trading	Market Maker Protection	New window to define order and quote thresholds.
OTC	OTC Reporting	Window renamed from MiFID Reporting to OTC Reporting. Renamed OffOrdBk to ETF/ETP.

## 2.2 Xetra J-Trader Windows - Quick Overview

The following diagrams show the Xetra J-Trader windows for Xetra J-Trader.

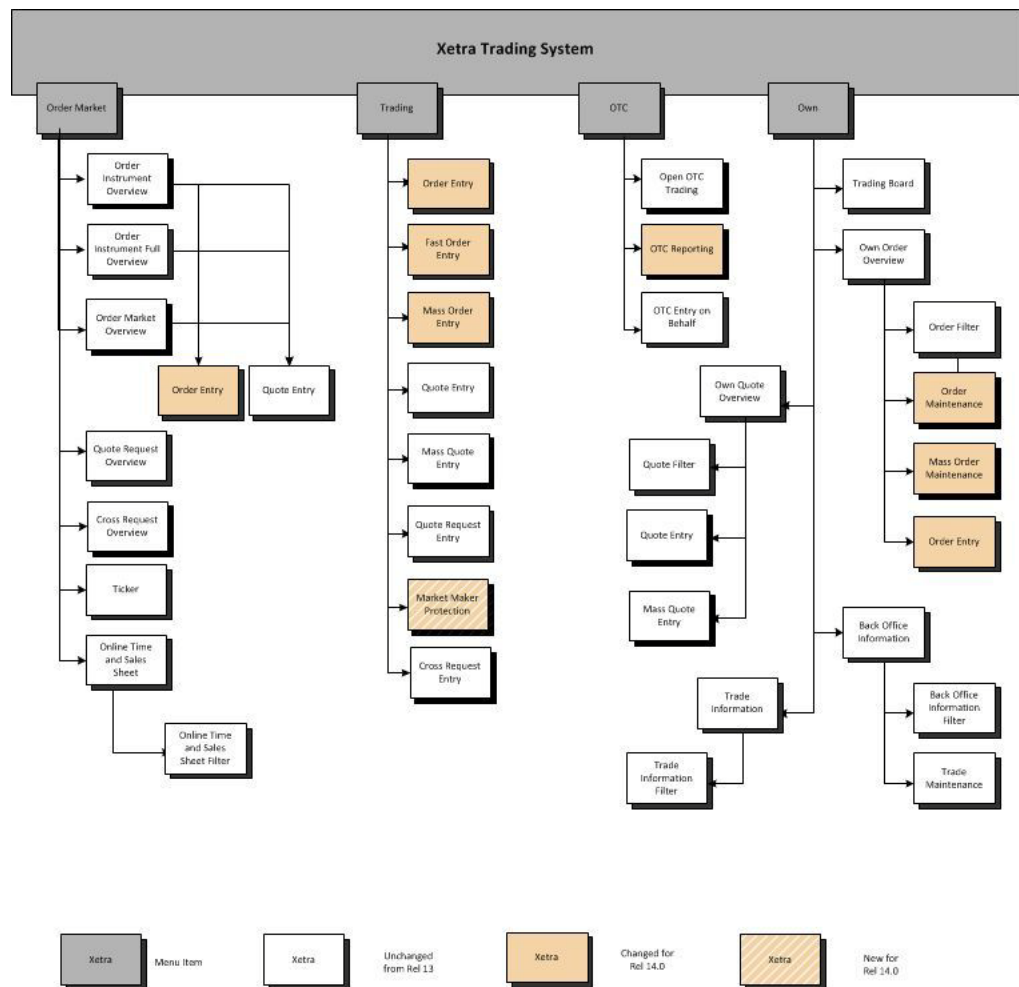


Figure 2.1: Xetra J-Trader Window Flow Part 1.

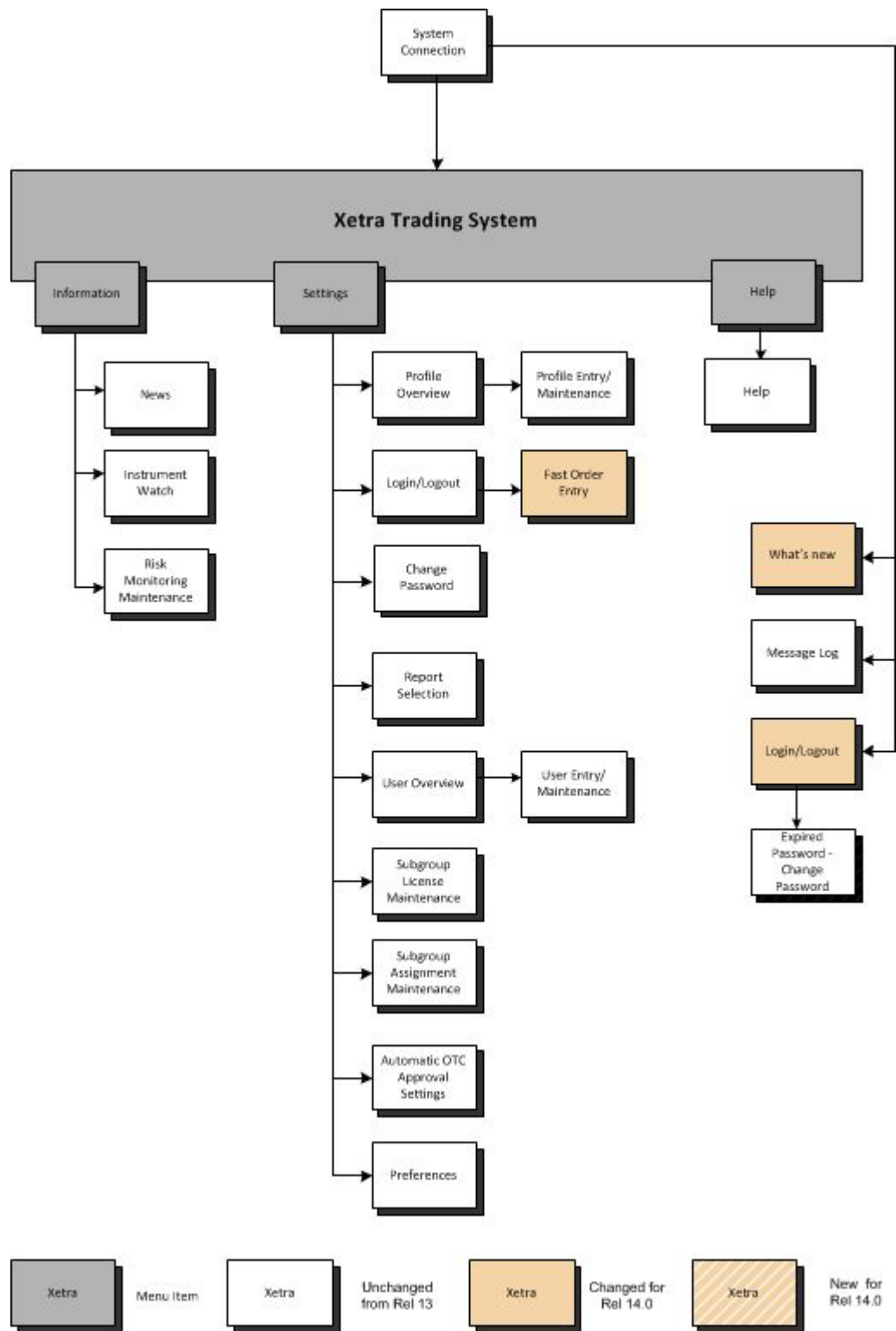


Figure 2.2: Xetra J-Trader Window Flow Part 2.

---

## 3. Accessing the System

This chapter describes the startup and access to Xetra and is divided in four parts which illustrate:

- How to start the application,
- *System Connect* window and the user identification for the front end,
- *Login / Logout* window and user identification for the Xetra back end,
- *Main Menu* window allowing access to all functions supported by Xetra J-Trader.

---

## 3.1 Starting the Application via GATE

Depending on how the installation has been done, the application can then be started by clicking on an icon or using a command line.

Before starting the Xetra J-Trader, the communication links with the Xetra back end have to be established. The communication links must be closed after closing the trading session. Starting and closing the trading session works as follows:

1. Start GATE session

To start a trading session, the communication links with the Xetra back end have to be established using the "StartGate35" command line / icon.

2. Start Xetra trading session

After establishing the communication links with the Xetra back end, the trading session can be started by clicking the "StartXetraApplicationR90" command line / icon.

3. Stop trading session

At the end of the trading session, the communication links must be closed by clicking the "StopGate35" command line / icon.

## 3.2 Login and Message Log Windows

### 3.2.1 System Connection Window

**Description** The *System Connection* window allows the user to log into the Xetra Trading System. Since there are two alternative ways for accessing the Xetra Trading System, there are two different connection windows:



Figure 3.1: *System Connection* window (via GATE).

**Functionality** The *System Connection* window opens automatically after the application has started.

- *Connection window (via GATE)*  
To login to the Xetra Trading System it is necessary to enter an identification and a password. The identification and password should be provided by the system operator. The *OK* button will be enabled after the minimum length (1 character) of the identification and the minimum length (1 character) of the password have been entered. The background graphics depend on the setup locally installed.

#### Window

Login Field Group for the System Connection Window only				
Identifier	Type	Description	Value/Syntax	CT
UserID	EM	Enter the login name.	min. 1 - max. 20 characters: alphanumeric	

Login Field Group for the System Connection Window only				
Identifier	Type	Description	Value/Syntax	CT
Password	EM	Enter the password.	min. 1 - max. 20 characters: alphanumeric	

Buttons	
Button	Description
<u>O</u> K	Open the <i>Login / Logout</i> window and close the <i>System Connection</i> window after user identification and password or the correct pin have been successfully validated.
<u>C</u> ancel	Close the <i>System Connection</i> window without further action.



### 3.2.2 Login / Logout Window

#### Description

The *Login / Logout* window allows the user to log into and to log out from accessible exchanges of the Xetra Trading System.

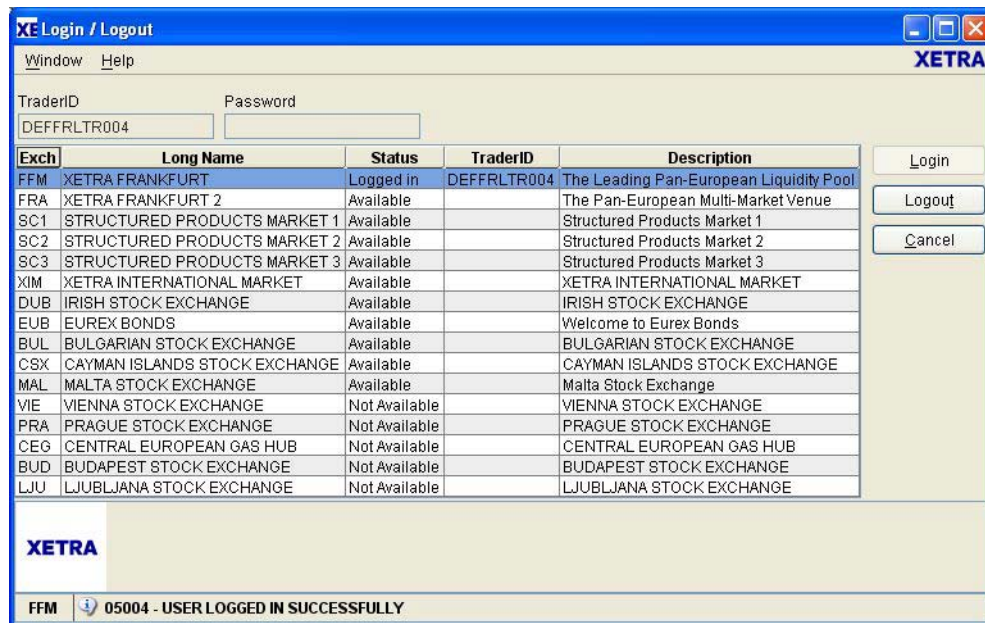


Figure 3.2: Login / Logout window.

#### Functionality

The *Login / Logout* window opens automatically after login into the Xetra Trading System, and it allows the user to login into an exchange. To log into the system it is necessary to enter the correct identification and the corresponding password. As a default, the *Login* button is disabled and will remain disabled until the identification and the password have been entered. The password is cleared after clicking the *Login* button and the identification is cleared if the window is closed and re-opened. A message will be displayed in the message bar at the bottom of the window, telling the user if the login or logout succeeded or failed for the selected exchange. If the user ID or password is not valid, the user will not be logged into the exchange.

With the initial login of a new trader, the Password Expired - Change Password window pops up and the password has to be changed.

Once logged in, if the user opts to login to any other exchange, the user has to logout from the previously logged in exchange. At any point of time, a user can be logged into only one exchange.

The different exchanges are listed in the exchange list box. Xetra Frankfurt is at the top of the list by default.

The *Status* column in the exchange list box is updated dynamically. If the user is logged into an exchange, 'Logged In' is displayed as the status for the exchange and the corresponding trader ID is shown. If an exchange is available to the user and the user is not logged into the exchange, the *Status* column will display 'Available'. In cases where the exchange is not

available to the user because of system failure or access restrictions, the *Status* column will display 'Not Available'.

Logout from the system is similar to login. The *Logout* button is disabled unless the user selects the exchange into which he is logged in, from the exchange list box. Once the *Logout* button is enabled, the user can click the *Logout* button and confirm the logout of the selected exchange.

The *Login / Logout* window opens once the application has started. It can be closed and re-opened. To open the *Login / Logout* window select *Login / Logout* from the *Settings* menu of the *Main Menu* window.

## Menu

Menu Bar	Item	Description	Short Cut
<u>W</u> indow	<u>C</u> lose	Close the window without further action.	Shift+F4
<u>H</u> elp	<u>O</u> n this window...	Open the <i>Help</i> window.	F1

## Window

Access Field Group				
Identifier	Type	Description	Value/Syntax	CT
TraderID	EM	Identification (user ID).	11 characters: alphanumeric.	
Password	EM	Password, is interpreted as uppercase only.	8 characters: alphanumeric.	

Exchange List Box	
Column	Description
Exch	Exchange identification.
Long Name	Exchange long name.
Status	Exchange status.
TraderID	Trader identification. Only displayed for the exchange the trader is logged into.
Description	Description of the exchange.

Access Field Buttons	
Identifier	Description
<u>L</u> ogin	Connect to Xetra (for the selected exchange), the <i>Login / Logout</i> window remains open.
Logou <u>t</u>	Finish the selected Xetra session (for the selected exchange), the <i>Login / Logout</i> window remains open.
<u>C</u> ancel	Close the <i>Login / Logout</i> window without further action.

Icon Area	
Icon	Displays the logo of the logged in exchange.

### 3.2.3 Expired Password - Change Password

#### Description

The *Expired Password - Change Password* window pops up when a new user logs in for the first time or until he has changed the initial password.

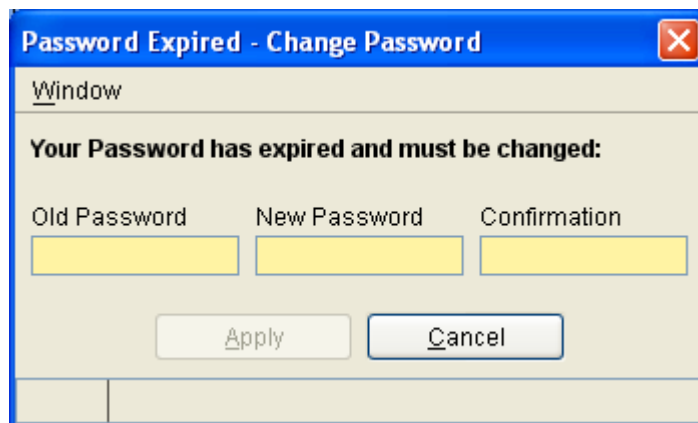


Figure 3.3: *Expired Password - Change Password* window.

#### Functionality

The *Expired Password - Change Password* window opens automatically after login into the Xetra Trading System. It allows the user to change his initial password. Once the password has been changed to another password than the initial password, the user will be fully logged in. If the user does not change his initial password, login will not be possible.

#### Menu

Menu Bar	Item	Description	Short Cut
<u>W</u> indow	<u>C</u> lose	Close the window without further action.	Shift+F4

#### Window

Password Field Group				
Identifier	Type	Description	Value/Syntax	C T
Old Password	EM	Old Password.	8 characters: alphanumeric.	

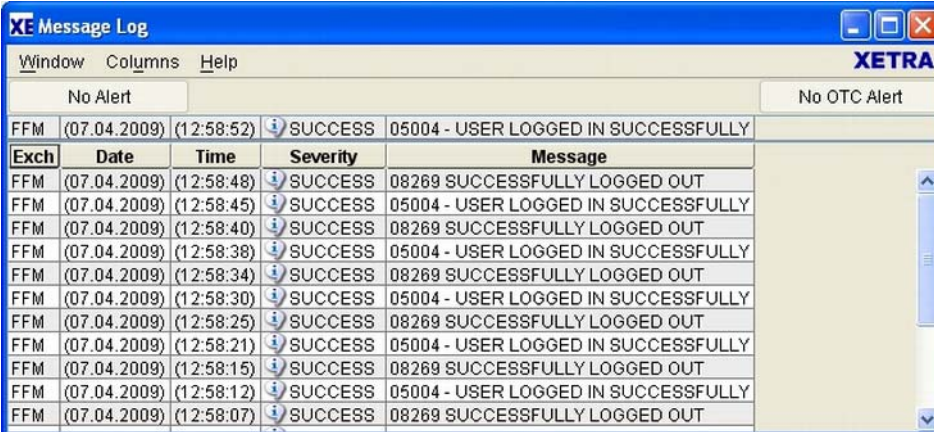
Password Field Group				
Identifier	Type	Description	Value/Syntax	C T
New Password	EM	Password, is interpreted as uppercase only.	8 characters: alphanumeric.	
Confirmation	EM	Confirm new password	8 characters: alphanumeric.	

Password Field Buttons	
Identifier	Description
Apply	Applies the changed password
<u>C</u> ancel	Close the <i>Password Expired - Change Password</i> window without further action.

### 3.2.4 Message Log Window - stand-by and window-specific

#### Description

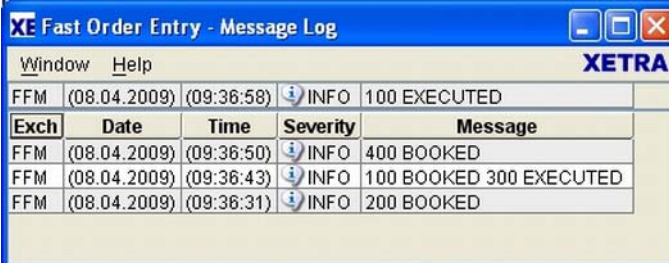
The *Message Log* window is used to display certain system generated messages in chronological order. It also displays the title of high priority news messages sent by Market Supervision.



The screenshot shows the 'XE Message Log' window with a menu bar (Window, Columns, Help) and a toolbar. The window contains a table of messages. The first row is a header with columns: Exch, Date, Time, Severity, and Message. The messages are listed in chronological order, with the most recent at the top. The messages are all 'SUCCESS' and relate to user login and logout events for various exchanges (FFM, 05004, 08269).

Exch	Date	Time	Severity	Message
FFM	(07.04.2009)	(12:58:52)	SUCCESS	05004 - USER LOGGED IN SUCCESSFULLY
FFM	(07.04.2009)	(12:58:48)	SUCCESS	08269 SUCCESSFULLY LOGGED OUT
FFM	(07.04.2009)	(12:58:45)	SUCCESS	05004 - USER LOGGED IN SUCCESSFULLY
FFM	(07.04.2009)	(12:58:40)	SUCCESS	08269 SUCCESSFULLY LOGGED OUT
FFM	(07.04.2009)	(12:58:38)	SUCCESS	05004 - USER LOGGED IN SUCCESSFULLY
FFM	(07.04.2009)	(12:58:34)	SUCCESS	08269 SUCCESSFULLY LOGGED OUT
FFM	(07.04.2009)	(12:58:30)	SUCCESS	05004 - USER LOGGED IN SUCCESSFULLY
FFM	(07.04.2009)	(12:58:25)	SUCCESS	08269 SUCCESSFULLY LOGGED OUT
FFM	(07.04.2009)	(12:58:21)	SUCCESS	05004 - USER LOGGED IN SUCCESSFULLY
FFM	(07.04.2009)	(12:58:15)	SUCCESS	08269 SUCCESSFULLY LOGGED OUT
FFM	(07.04.2009)	(12:58:12)	SUCCESS	05004 - USER LOGGED IN SUCCESSFULLY
FFM	(07.04.2009)	(12:58:07)	SUCCESS	08269 SUCCESSFULLY LOGGED OUT

Figure 3.4: Stand-by *Message Log* window.



The screenshot shows the 'XE Fast Order Entry - Message Log' window with a menu bar (Window, Help) and a toolbar. The window contains a table of messages. The first row is a header with columns: Exch, Date, Time, Severity, and Message. The messages are listed in chronological order, with the most recent at the top. The messages are all 'INFO' and relate to order execution and booking for various exchanges (FFM, 100, 400, 300, 200).

Exch	Date	Time	Severity	Message
FFM	(08.04.2009)	(09:36:58)	INFO	100 EXECUTED
FFM	(08.04.2009)	(09:36:50)	INFO	400 BOOKED
FFM	(08.04.2009)	(09:36:43)	INFO	100 BOOKED 300 EXECUTED
FFM	(08.04.2009)	(09:36:31)	INFO	200 BOOKED

Figure 3.5: Window-specific *Message Log* window of *Fast Order Entry* window.

#### Functionality

Stand-by *Message Log* window.

The stand-by *Message Log* window opens automatically upon successful system login. All major exception codes generated from the Xetra front end are displayed on the stand-by *Message Log* window with their date and time of appearance on the front end (date and time in brackets), the exchange they originate from and their severity. The member can only see messages of the markets he is logged in. Additionally, instrument suspensions, volatility interruptions, sold out auctions, market order interruptions, extended volatility interruption, freeze after extended volatility interruption, fast market situations, market reset events for the affected set ids, stop or release actions, high priority news-headlines, and freezing / un-freezing of midpoint order book are displayed for the relevant Xetra back end. If the user logs out of an exchange, the entries shown with the time of appearance at the Xetra back end for that exchange are not removed. The newest message is always shown at the top line regardless of the user's position scrolled in the list box.

If the *Open OTC Trading* window is not open, the button *OTC Alert/ No OTC Alert* is active. Its label is set to *OTC Alert* whenever, for the receiver or the senior trader of the receiver, an open OTC trade has been entered. This also applies for OTC Trade reversals, which still need to be approved.

If an Market Maker / Issuer has subscribed to the Issuer Specific Information broadcast, the Message Log window informs the Issuer about the executable quantity during the call-phase.

Reached instrument watches are displayed with the time of appearance on the front end (time in brackets). The background color of a reached instrument watch is displayed with the Xetra highlighting color and the *alert toggle* button switches from *No Alert* to *Alerts Pending* if an instrument watch is reached. When the button is clicked, it becomes disabled but the rows are still highlighted. If the user double-clicks on a row, the highlighting of this row is cleared.

Members are informed immediately about the stop or release action by a message in the *Message Log* window and highlighted in red color.

Window-specific *Message Log* window.

A window-specific *Message Log* window can be opened by double-clicking on the message bar at the bottom of windows to display past responses or exception codes for that window. The window-specific *Message Log* window displays the last 50 received messages of the day regardless of the login status of exchanges. The newest message is always shown at the top line regardless of the user's position scrolled in the list box.

## Menu

Menu Bar	Item	Description	Short Cut
<u>W</u> indow	<u>C</u> lose	Close the window without further action. (Window-specific <i>Message Log</i> window only).	Shift+F4
	<u>P</u> rint...	Open the <i>Print Table</i> window to print all messages. (Stand-by <i>Message Log</i> window only)	Ctrl+P
	<u>E</u> xport...	Open the <i>Export Table</i> window to save the messages in an ASCII file. (Stand-by <i>Message Log</i> window only)	Ctrl+E
Colum <u>n</u> s (Stand-by <i>Message Log</i> )	<u>D</u> elete	Delete the selected column(s) from the display.	
	<u>A</u> dd All	Restore the display of all columns.	Ctrl+U

Menu Bar	Item	Description	Short Cut
	<u>S</u> elect...	Open the <i>Column Selection</i> window to determine which columns in a list box are visible.	
	Au <u>t</u> ofit All	Resize all visible columns according to their content.	
<u>H</u> elp	<u>O</u> n this window...	Open the <i>Help</i> window.	F1

## Window

Message Log List Box	
Column	Description
Exch	The exchange to which the message belongs to.
Date (Stand-by Message Log)	Date of the message.
Time (Stand-by Message Log)	Time when the message was initiated.
Severity	Severity of the message.
Message	Contents of the message.

Mouse Usage	Column	Description
SC-L	Any	Highlight message.
DC-L	Highlight ed alert	Clears highlighting of the reached alert message.



Message Log Buttons	
Identifier	Description
Alert toggle button	The <i>alert toggle</i> button is switching from <i>No Alert</i> (disabled) to <i>Alerts Pending</i> (enabled) if an instrument watch is reached in the stand-by <i>Message Log</i> . If then the <i>alert toggle</i> button is clicked, it switches back to <i>No Alert</i> (disabled).
OTC Alert toggle button	The <i>OTC Alert</i> toggle button is switching from <i>No OTC Alert</i> (disabled) to <i>OTC Alert</i> (enabled) if an open OTC trade has been entered and the <i>Open OTC Trading</i> window is not open, also applies to OTC Trade reversals, which still need to be approved and for OTC trades entered on behalf. If then the <i>OTC Alert</i> toggle button is clicked, it switches back to <i>No OTC Alert</i> (disabled). The <i>OTC Alert</i> toggle button is also changed to <i>No OTC Alert</i> and disabled, if the <i>Open OTC Trading</i> window is opened.

### 3.2.5 Xetra J-Trader Window (Main Menu)

#### Description

The *Main Menu* window allows the user to access all main windows and the full system functionality.

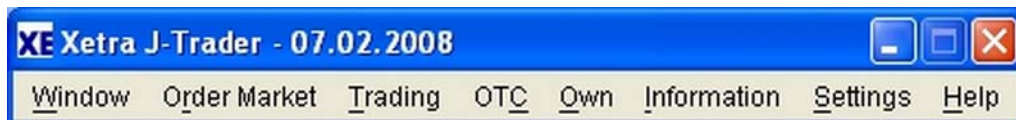


Figure 3.6: Xetra J-Trader window.

#### Functionality

The *Main Menu* window as well as the stand-by default *Message Log* window and the *What's new* window (optional) open after the user has successfully logged into the Xetra Trading System.

The *Main Menu* window is the main window of the application and provides access to all system functions. After login the current business date is displayed in the title bar.

The user can interact with several windows at the same time. There is no restriction on the number of open windows. All open (parent) windows are inserted into a list below the Window menu. Clicking on a title in the list restores the window to its previous size (if it was minimized) and brings it to the front, along with any open filter/selection windows belonging to it.

Besides providing access to all main windows, the *Main Menu* window allows the user to save the current window configuration, i.e. all windows which can be directly opened from the *Main Menu*. The location, size, column settings, filter settings and profile settings of the currently open windows are saved by choosing the *Save Window Configuration* menu item from the *Settings* menu. The next time the user logs in, the last saved window configuration is restored. The following events can interfere with the *Save Window Configuration* if multi-exchange-profiles have been applied for overview windows:

- Login into a Xetra exchange opens windows which are saved in *Save Window Configuration* and settings are applied using the logged in exchange instruments.
- Logout from a Xetra exchange closes all existing windows, excluding *Main Menu*, *Message Log* and *Login/Logout* Windows.

The *Clear Window Configuration* menu item allows the user to delete the window configuration saved before.

For the *Main Menu* window menu items to access a certain window are automatically enabled in case a login event to an exchange authorizes the user the first time for the corresponding requests and are automatically disabled in case a logout event.

The *Fast Order Entry* window pops up after login to the first exchange if the user has the 'enter order' right and is closed after logout.

The system functions and their corresponding windows are grouped into the following menus:

Menu	Description
<u>W</u> indow	Logout from Xetra Trading System.
<u>O</u> rd <u>M</u> arket	Comprises all windows for the order market and enables the trader to quickly carry out order entries.
<u>T</u> rading	Comprises all windows to enter orders, quotes, cross and quote requests.
<u>O</u> T <u>C</u>	Comprises windows to enter, delete, and approve OTC trades and to enter trade reports for OTC trade reporting.
<u>O</u> wn	Comprises all windows to view own activities, i.e., orders, quotes, and trades, in the market as well as execution and trade confirmations.
<u>I</u> nformation	Comprises all windows for general information, risk monitoring and instrument watch.
<u>S</u> ettings	Comprises all windows for the configuration of trader specific settings such as profiles, desktop setup, reports, etc.
<u>H</u> elp	Comprises all windows for Xetra online help.

## Menu

Menu Bar	Item	Description	Short Cut
<u>W</u> indow	<u>E</u> xit	Close the window without further action, if the user is not logged into an exchange. Otherwise, a confirmation window appears to confirm the logout of the entire system.	Ctrl+Q
	[Overview Window Title]	Lists the parent windows currently opened, displayed with the selected filtering criteria. If the user selects one of the windows from the list, the overview window along with its opened child windows are restored to their size before they were minimized.	
<u>O</u> rd <u>M</u> arket	<u>O</u> rd <u>I</u> nstrument <u>O</u> verview	The <i>Order Instrument Overview</i> window displays detailed order book information for one particular instrument.	Ctrl+O

Menu Bar	Item	Description	Short Cut
	Order Instrument <u>F</u> ull Overview	The <i>Order Instrument Full Overview</i> window displays detailed order book information for one particular instrument. This window has no limit on the depth of the displayed order book, but it is not updated dynamically by broadcasts.	
	Order <u>M</u> arket Overview	The <i>Order Market Overview</i> window displays market relevant information concerning the overall order market. Up to the best 10 bids and asks for a selected profile are displayed.	Ctrl+M
	Quote Request Overview	The <i>Quote Request Overview</i> window displays all incoming quote requests for the selected instrument, profile, or instrument group.	Shift+F11
	Cross Request Overview	The <i>Cross Request Overview</i> window displays all incoming cross requests for the selected instrument, profile, or instrument group.	Shift+F11
	<u>T</u> icker	The <i>Ticker</i> window displays online trade price information.	F5
	Online Time and Sales Sheet	The <i>Online Time and Sales Sheet</i> window displays general trade information.	Ctrl+I
<u>T</u> rading	<u>O</u> rder Entry	The <i>Order Entry</i> window allows the user to enter a new order.	F2
	<u>F</u> ast Order Entry	The <i>Fast Order Entry</i> menu item activates the <i>Fast Order Entry</i> window to enter orders.	Ctrl+R
	Mass Order Entry	The <i>Mass Order Entry</i> window allows the user to enter more than one order at the same time.	
	<u>Q</u> uote Entry	The <i>Quote Entry</i> window allows a Designated Sponsor or a Liquidity Manager to enter a quote, an Issuer or a Specialist to enter a quote, and a BEST Executor to enter a BEST quote.	F3
	Mass <u>Q</u> uote Entry	The <i>Mass Quote Entry</i> window allows the user to enter more than one quote at the same time.	
	Quote <u>R</u> equest Entry	The <i>Quote Request Entry</i> window allows the user to enter a quote request for a particular instrument.	F4

Menu Bar	Item	Description	Short Cut
	Market Maker <u>P</u> rotection	The <i>Market Maker Protection</i> window allows members to define quote execution thresholds for automatic quote deletion.	
	<u>C</u> ross Request Entry	The <i>Cross Request Entry</i> window allows the user to enter a cross request for a particular instrument.	F4
<u>O</u> TC	<u>O</u> pen OTC Trading	The <i>Open OTC Trading</i> window allows the user to see all own open OTC trades designated for him for approval, all his open OTC trades and an OTC entry field group to enter a new OTC trade.	F9
	OTC Entry on <u>B</u> ehalf	The <i>OTC Entry on Behalf</i> window allows the user to enter OTC Trades for two other members.	Ctrl+B
	OTC <u>R</u> eporting	The <i>OTC Reporting</i> window allows the trader to enter trade reports to disseminate information about OTC trades as required by MiFID. This window is normally used to report OTC trades that have not taken place on the Xetra system.	
<u>O</u> wn	<u>T</u> rading Board	The <i>Trading Board</i> window is an individual configurable frame set which includes the information and functionality of several windows.	
	<u>O</u> wn Order Overview	The <i>Own Order Overview</i> window displays an overview of all own orders for selected filter criterion. Senior traders can view all orders of traders within their subgroup.	F8
	Own <u>Q</u> uote Overview	The <i>Own Quote Overview</i> window displays all own quotes for the selected filter criterion.	
	<u>B</u> ack Office Information	The <i>Back Office Information</i> window displays own trades for the selected filter criterion.	F10
	<u>T</u> rade Information	The <i>Trade Information</i> window displays incoming own trades for the selected filter criterion.	Ctrl+T

Menu Bar	Item	Description	Short Cut
<u>I</u> nformation	<u>N</u> ews	The <i>News</i> window displays Xetra specific news. For example, new tradable instruments, delay in trading start, suspension of an instrument.	Ctrl+N
	Instrument <u>W</u> atch	The <i>Instrument Watch</i> window allows to specify alerts for prices, asks, bids and volume.	F12
	<u>R</u> isk Monitoring Maintenance	The <i>Risk Monitoring Maintenance</i> window allows a clearing member to stop or release trader activities of its non-clearing member and to watch the Event Log.	
<u>S</u> ettings	<u>P</u> rofile Overview	The <i>Profile Overview</i> window allows the user to add, modify, delete, or select trader-defined profiles.	F6
	<u>L</u> ogin / Logout	The <i>Login / Logout</i> window allows the user to log in and out of Xetra exchanges. This window opens automatically after connection to the Xetra Trading System.	Ctrl+L
	<u>C</u> hange Password	The <i>Change Password</i> window allows the user to change the trader login passwords.	
	Save <u>W</u> indow Configuration	Save the current desktop configuration, i.e., the position and setting of the dynamically updated windows currently open.	Ctrl+W
	<u>C</u> lear Window Configuration	Delete the saved window configuration.	
	<u>R</u> eport Selection	The <i>Report Selection</i> window allows the user to select certain reports which are generated and sent to the member during End-of-Day processing.	
	<u>U</u> ser Overview	The <i>User Overview</i> window lists all users for one exchange of a Xetra member.	
	<u>S</u> ubgroup License Maintenance	The <i>Subgroup License Maintenance</i> window allows to assign instruments with Designated Sponsor, BEST Executor or Liquidity Manager status to a trader subgroup for one exchange.	

Menu Bar	Item	Description	Short Cut
	Subgroup Assignment Maintenance	The <i>Subgroup Assignment Maintenance</i> window allows to assign instrument groups to a subgroup for one exchange.	
	Default Best Executor Assignment	With the <i>Default BEST Executor Assignment</i> window a flow provider can assign a default BEST Executor to each instrument.	
	OTC Automatic Approval Settings	The <i>OTC Automatic Approval Settings</i> window allows members to maintain the OTC Approval reference data.	
	Preferences	The <i>Preferences</i> window allows the user to configure user-defined settings. It is made up of the following panes: - <i>General</i> (including Colors, Fonts, Number/Date Format, Default Timing, Misc) - <i>Limit/Quantity</i> - <i>TextField</i> - <i>OTC Cpty</i>	Ctrl+G
<u>H</u> elp	<u>O</u> n this window...	The <i>Help</i> window displays entries from a help document and allows the user to access help information.	F1
	<u>A</u> bout...	Open the <i>About...</i> window to display application information.	
	What's <u>n</u> ew...	The <i>What's new</i> window summarizes the changes for the current release.	

## 4. Functions and Windows

The overall sequence and structure of this chapter represents the order of the menus of the Xetra Trading System window. Therefore, the following sections describe all windows for Xetra.

Windows which are not directly accessible from a menu of the *Xetra Trading System* window / main menu are described following the window from which they are accessible. For example, the *Order Maintenance* window is described after the *Own Order Overview* window from which it can be accessed by selecting its respective menu item from the view menu.

For each window there is a short description of the window, an explanation of its functionality, and brief descriptions of the menu bar, field group and list box entries, buttons as described in the chapter *User Guide Conventions*.

Xetra does not support the use of special characters such as the German 'Ä', 'Ü' or 'Ö'.

### 4.1 Order Market

#### 4.1.1 Order Instrument Overview Window

##### Description

The *Order Instrument Overview* window displays detailed order book information for one particular instrument, from one exchange.

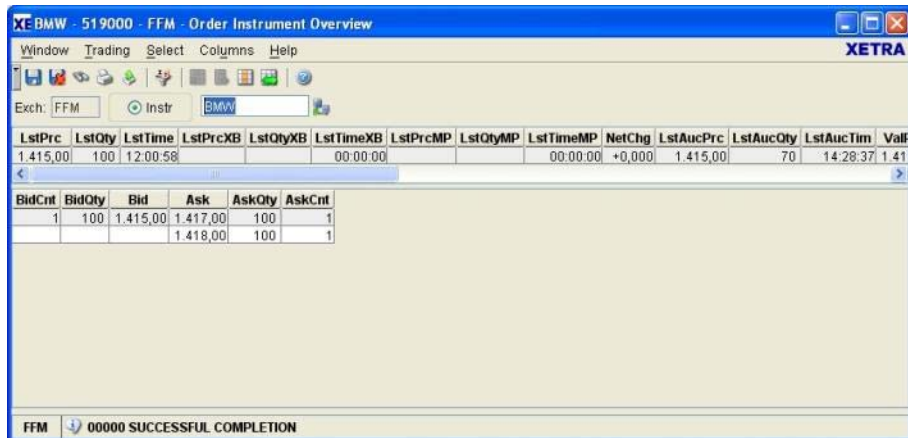
LstPrc	LstQty	LstTime	LstPrcXB	LstQtyXB	LstTimeXB	LstPrcMP	LstQtyMP	LstTimeMP	NetChg	LstAucPrc	LstAucQty	LstAucTim	ValP
100,000		00:00:00			00:00:00				00:00:00	+0,000		00:00:00	100,0

BidCnt	BidQty	Bid	Ask	AskQty	AskCnt
1	500	101,000	102,000	1,000	1
1	500	100,000	103,000	500	1
1	500	99,000	104,000	1,500	1
1	1,000	98,000	105,000	2,000	1

Figure 4.1: *Order Instrument Overview* window for an instrument during continuous trading.





LstPrc	LstQty	LstTime	LstPrcXB	LstQtyXB	LstTimeXB	LstPrcMP	LstQtyMP	LstTimeMP	NetChg	LstAucPrc	LstAucQty	LstAucTim	ValP
1.415,00	100	12:00:58	1.415,00	100	00:00:00	1.415,00	100	00:00:00	+0,000	1.415,00	70	14:28:37	1.41

BidCnt	BidQty	Bid	Ask	AskQty	AskCnt
1	100	1.415,00	1.417,00	100	1

BidCnt	BidQty	Bid	Ask	AskQty	AskCnt
1	100	1.415,00	1.418,00	100	1

FFM 00000 SUCCESSFUL COMPLETION

Figure 4.2: Order Instrument Overview window for instruments in an auction traded with an open order book.



LstPrc	LstQty	LstTime	LstPrcXB	LstQtyXB	LstTimeXB	LstPrcMP	LstQtyMP	LstTimeMP	NetChg	LstAucPrc	LstAucQty	LstAucTim	ValP
0,010	00:00:00	00:00:00	00:00:00	00:00:00	00:00:00	00:00:00	00:00:00	00:00:00	+0,00000	00:00:00	00:00:00	00:00:00	00:00:00

BidCnt	BidQty	Bid	Ask	AskQty	AskCnt	BidYld	AskYld
1	100	1.415,00	1.417,00	100	1		

BidCnt	BidQty	Bid	Ask	AskQty	AskCnt	BidYld	AskYld
1	100	1.415,00	1.417,00	100	1		

EUB 00000 SUCCESSFUL COMPLETION

Figure 4.3: Order Instrument Overview window for instruments in an auction traded with a closed order book.

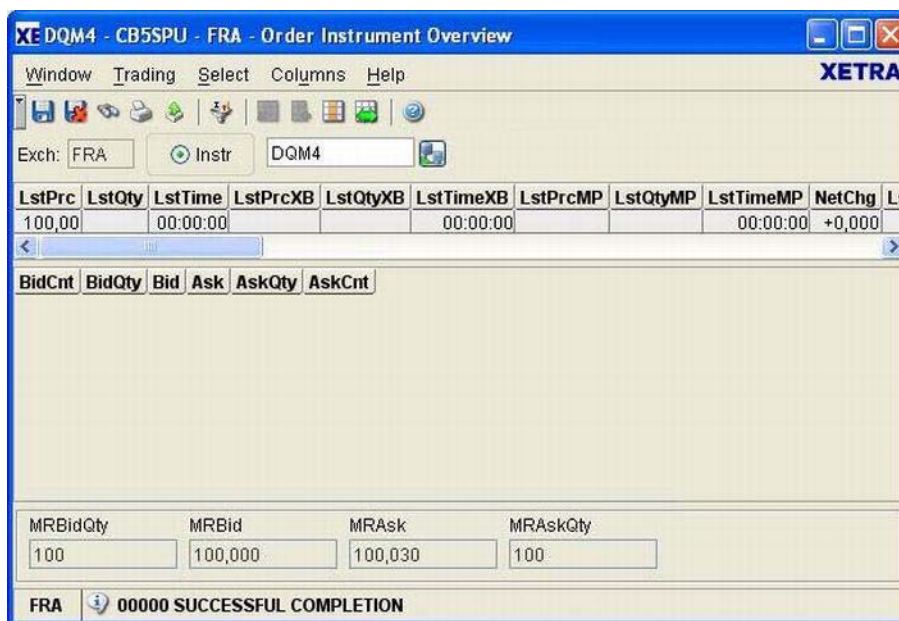


Figure 4.4: *Order Instrument Overview* window for Continuous Auction traded instruments with Specialist.

## Functionality

The *Order Instrument Overview* window displays the order book information for one particular instrument for one exchange. The window is updated dynamically. If no instrument is saved with the *Save Settings* command or the window is called for the first time, an instrument has to be selected via *Instrument/Group/Profile Selection* window or via the *Quick Filter* field group. Pressing the *Enter* key applies the selection to the *Order Instrument Overview* window.

The *Order Instrument Overview* window is divided into the following components:

- The *History Line* displays statistical data for the particular instrument for the current trading day. Changes are highlighted when they arrive. The statistical fields *LstPrc*, *LstQty*, *LstTime*, *NetChg*, *ValPrc*, *Close*, *Open*, *High*, *Low*, *Volume*, and *Trades* are not updated due to crossed trades, Midpoint trades and Xetra BEST trades. After the main trading phase<sup>1</sup> in continuous trading, all fields except for *NetChg*, *ValPrc* and *Open* will still be updated with data from trading phases following the intra-day closing auction. The Xetra BEST trade detail fields *LastPrcXB*, *Last QtyXB*, and *LastTimeXB* and the statistical fields *XBTrades* and *XBVolume* are filled for BEST trades. The Midpoint trade detail fields *LastPrcMP*, *Last QtyMP*, and *LastTimeMP* and the statistical fields *MPTrades*, *MPVolume*, and *MinMPVal* are filled for Midpoint trades. The field *MinHidVal* includes the Minimum Hidden Order Value. In case of yield traded instruments the columns *LstPrc*, *NetChg*, *LstAucPrc*, *ValPrc*, *Close*, *Open*, *High*, and *Low* display the yield value instead of the price value.
- The *Order Inside Market* list box provides an in-depth view of the order book situation of the currently selected instrument. When applicable, a maximum of ten limits with their accumulated quantities and their numbers of orders is displayed during continu-

<sup>1</sup>. The main trading phase is the phase from the start of the opening auction until the end of the intra-day closing auction.

ous trading and auctions (including all their extensions) with an open order book. If market or/and market-to-limit (no limit yet associated) orders are in the order book, the market or/and market-to-limit orders appear at the top of the *Order Inside Market* list box. Bid and ask limits of list box cells are sorted such that the best bid and the best ask limits follow market orders in the *Order Inside Market* list box. Accumulated quantities and the numbers of orders in the aggregated order volume of bid and ask limits as well as for market orders are shown. The list box is dynamically resized depending on the status of the *Auction* box.

In case of yield traded instruments the columns *Bid* and *Ask* display the yield limit, the best bid being the lowest bid yield and the best ask being the highest ask yield. The columns *AskYld* and *BidYld* will display nothing.

There is no market depth displayed for instruments traded in the continuous auction trading model.

- During all phases except auction phases (i.e., auction pre-call, auction call, IPO, pre-order book balancing, order book balancing), the size of the *Order Inside Market* list box is vertically extended to the *Message Bar* field.

During the auction phases, the *Order Inside Market* list box is vertically reduced to allow the display of the *Auction* box. The *Order Inside Market* list box reduction is limited by a minimum display of the best bid/ask line. In case the window size is not sufficient for a complete display of the auction box, the window needs to be manually enlarged or scrolled for a complete view.

- The *Auction* box provides auction details (during auction, order book balancing, pre-order book balancing, volatility interruption, extended volatility interruption, freeze after an extended volatility interruption, or market order interruption).
- The order book situation is displayed depending on the trading phases and the instrument reference data:

During the trading phases ADD, DEL, ENDTR, HALT, START, SUSP, PRETR, POSTR, BETW, no order book situation is displayed.

During the continuous trading (i.e., TRADE), the accumulated round lot order quantities and the number of orders (from orders with no trading restrictions or trading restriction MT for main trading) per limit for that instrument is displayed.

During auction trading (i.e., OCALL, ICALL, CCALL, ECALL, VOLA), the information displayed depends on the open/close book and the market imbalance indicators defined for that instrument:

For an open book:

- The accumulated order quantities (round lot only or all sizes depending on the auction lot indicator) and the number of orders per limit for that instrument are displayed.
- Moreover, if the book is crossed then the indicative auction price, the indicative executable volume and the auction quantity are displayed.

- For instruments traded in Continuous Auction trading model with market maker best bid and best ask is displayed including the respective quantity and the market maker / issuer quote with its quantity in the Pre-Call phase. During the Call phase only the market maker / issuer quote and its quantity is displayed. If the Quote Book Indicator is set to "Yes" for instruments traded in Continuous Auction trading model with specialist the specialist quote is disseminated in the fields MRBid/MRAsk and its quantity in the fields MRBidQty/MRAskQty.

For a closed book:

- If the book is crossed, the indicative auction price is displayed; otherwise the best bid/ask limits are displayed.
- Moreover, if the market imbalance indicator is switched on and the book is crossed, the indicative executable volume, the surplus and its side are displayed. If the book is uncrossed, the accumulated volumes of best bid/ask limits are displayed.
- For instruments traded in Continuous Auction no order book information is displayed.
- In case of yield traded instruments the field *AucPrc* displays a yield value.
- During the (pre-) order book balancing phases (i.e., OPOBB, IPOBB, CPOBB, EPOBB, OOB, IOBB, COBB, EOBB), the surplus and its side, as well as the auction price and the auction quantity are displayed. The *Order Inside Market* list box is empty.

The *C/E* field displays a 'C' on the last trading day before the dividend payment, rights issue or capital adjustment date. An 'E' will be displayed to the market on the dividend payment or rights issue day and will be reset to blank the day after. An 'A' will be displayed the day after a capital adjustment occurs; otherwise this field is empty. 'E' indicates Ex-Dividend, in case there is a new reference price it overrides the last traded price. 'A' indicates that a capital adjustment has taken place. If there is a new reference price it overrides the last traded price. In addition, the *LstTime*, *LstTimeXB* and the *LstAucTim* field is reset to 00:00:00 and the *LstQty*, *LstQtyXB*, *LstPrcXB*, *LstAucQty*, *LstQtyMP* and the *LstPrcMP* field is cleared until the first trade of the day is made.

In case the trader wants to submit an order, a single click on a row in any list box other than the *History Line* list box fills the *Fast Order Entry* window with a matching order (opposite side) for that instrument. In case of a multiple selection, the *Qty* field of the *Fast Order Entry* window is filled with the total quantity of all the list box cells. The *Limit* field is filled with the minimum bid price or with the maximum ask price depending on whether multiple ask or bid orders have been selected. In case that either the best bid or best ask is included in the selection, the field *AvgPrc* is filled with the average price of the order.

## Menu

Menu Bar	Item	Description	Short Cut
<u>W</u> indow	<u>S</u> ave Settings	Save the current window settings.	Ctrl+S

Menu Bar	Item	Description	Short Cut
	Clear Settings	Clear the saved window settings.	
	Find...	Open the <i>Find Table</i> window.	Ctrl+F
	Print...	Open the <i>Print Table</i> window.	Ctrl+P
	Export...	Open the <i>Export Table</i> window.	Ctrl+E
	Full Table Mode	Set the full table modus to display the list box content only.	F11
	Close	Close the window without further action.	Shift+F4
Trading	Add Order...	Open the <i>Order Entry</i> window.	
	Fast Order Entry...	Activate the <i>Fast Order Entry</i> window.	Ctrl+R
	Add Quote...	Open the <i>Quote Entry</i> window.	
Select	Instrument...	Open the <i>Instrument/Group/Profile Selection</i> window. Only a single instrument is selectable.	F6
Columns	Delete	Delete the selected column(s) from the display.	
	Add All	Restore the display of all columns in the <i>Order Inside Market</i> list box or in the <i>History Line</i> list box.	Ctrl+U
	Select...	Open the <i>Column Selection</i> window to determine which columns in a list box are visible.	
	Autofit All	Resize all visible columns according to their content.	
Help	On this window...	Open the <i>Help</i> window.	F1

## Window

Quick Filter Field Group				
Identifier	Type	Description	Value / Syntax	CT
Exch	D	Exchange at which the instrument is being traded.	3 characters: alphanumeric.	
Instr	S	Select a single instrument as filter criterion.	Default.	

Quick Filter Field Group				
Identifier	Type	Description	Value / Syntax	CT
Instrument field	EM	Instrument short name,	max. 5 characters: alphanumeric	*
		or Wertpapierkennnummer,	or max. 9 characters: alphanumeric,	*
		or ISIN.	or 12 characters: alphanumeric.	*

History Line List Box	
Column	Description
LstPrc <sup>1</sup>	Price or in case of yield traded instruments yield of the last uncrossed trade. If the reference price/yield has been changed either manually by Market Supervision or because of a dividend payment or capital adjustment, then the reference price/yield is displayed until the first trade of the day. If a price/yield is based on a crossed trade, it is not published.
LstQty	Quantity of the last uncrossed trade - If an adjusted reference price is displayed in the <i>LstPrc</i> field or no trade is done on this day, the field is empty.
LstTime <sup>2</sup>	Time of the last uncrossed trade - If an adjusted reference price is displayed in the <i>LstPrc</i> field or no trade is done on this day, then this field is 00:00:00.
LstPrcXB	Last Xetra BEST price - Reference price updates do not influence <i>LstPrcXB</i> - The field is empty as long as no Xetra BEST trade occurred on the present trading day.
LstQtyXB	Quantity of the last Xetra BEST trade - The field is empty as long as no Xetra BEST trade occurred on the present trading day.
LstTimeXB	Time of the last Xetra BEST trade - The field is initialized with 00:00:00 until the first Xetra BEST trade of the day occurs.
LstPrcMP	Last Midpoint price - Reference price updates do not influence <i>LstPrcMP</i> - The field is empty as long as no Midpoint trade occurred on the present trading day.

History Line List Box	
Column	Description
LstQtyMP	Quantity of the last Midpoint trade - The field is empty as long as no Midpoint trade occurred on the present trading day.
LstTimeMP	Time of the last Midpoint trade - The field is initialized with 00:00:00 until the first Midpoint trade of the day occurs.
NetChg <sup>2</sup>	<p>The <i>NetChg</i> is based upon the valuation price.</p> <p>For instruments traded in continuous trading, the <i>NetChg</i> will be calculated for the last time for that business day after the intra-day closing auction has passed: <i>ValPrc</i> of <math>t_0</math> compared to the <i>ValPrc</i> from the previous business day <math>t_{(0-1)}</math>. That means that the <i>NetChg</i> that is shown after the intra-day closing auction has passed is static and not dynamically updated anymore until the next business day.</p> <p>For instruments that are not traded in continuous trading, <i>NetChg</i> will be the net change of the last uncrossed traded price from the previous closing price.</p> <p>In case of yield traded instruments the yield value is displayed.</p>
LstAucPrc <sup>12</sup>	Price or in case of yield traded instruments yield of the last auction.
LstAucQty <sup>2</sup>	Quantity of the last auction. This field is updated after an auction and after order book balancing or is empty if no auction price was determined on that day.
LstAucTim <sup>2</sup>	Time of the auction or 00:00:00 if no auction price was determined on that day.

History Line List Box	
Column	Description
ValPrc <sup>2</sup>	<p>During PRETR and as long as the intra-day closing auction (end-of-day auction) has not been passed, the ValPrc (Close) displays the respective value of the previous day.</p> <p>After the intra-day closing auction only the ValPrc is updated with the auction price of the intra-day closing auction (ValPrc is filled with the last price preceding the intra-day closing auction if no price determination has taken place). The column Close still shows the closing price from the previous business day until the price determination of the end-of-day auction.</p> <p>After the end-of-day auction only the closing price is updated with the auction price of the end-of-day auction (closing price is filled with the last price preceding the end of day auction if no price determination has taken place).</p> <p>In case an instrument does not have an intra-day closing auction and for all other trading models, the valuation price is handled equal to the closing price.</p> <p>In case of a Warrant without turnover the previous day's ValPrc is updated with the indicator bid after inquiry.</p> <p>In case of yield traded instruments the yield value is displayed.</p>
Close <sup>12</sup>	<p>Last uncrossed trade price of most recent trading day.</p> <p>In case of a Warrant without turnover the previous day's Close is updated with the indicator bid</p> <p>In case of yield traded instruments the yield value is displayed.</p>
Open <sup>2</sup>	<p>First uncrossed trade price of the day.</p> <p>In case of yield traded instruments the yield value is displayed.</p>
High <sup>2</sup>	<p>Highest uncrossed trade price of the day.</p> <p>In case of yield traded instruments the yield value is displayed.</p>
Low <sup>2</sup>	<p>Lowest uncrossed trade price of the day.</p> <p>In case of yield traded instruments the yield value is displayed.</p>
Volume <sup>2</sup>	Accumulated uncrossed trading volume of the day.
Trades <sup>2</sup>	Total number of uncrossed trades of the day.
XBVolume <sup>2</sup>	Accumulated volume of today's Xetra BEST trades.
XBTrades <sup>2</sup>	Total number of today's Xetra BEST trades.
MPVolume <sup>2</sup>	Accumulated volume of today's Midpoint trades.



History Line List Box	
Column	Description
MPTrades <sup>2</sup>	Total number of today's Midpoint trades.
MinMPVal <sup>2</sup>	Minimum Midpoint order value.
MinHidVal <sup>2</sup>	Minimum Hidden order value.
C/E	Dividend/Capital adjustment. 'C' is displayed for Cum-Dividend on the last trading day before the dividend payment date or a capital adjustment date, an 'E' is displayed for Ex-Dividend on the dividend payment date, and an 'A' for capital adjustment on the day a capital adjustment occurs.
FM	Fast Market indicator; displays 'FM' during fast market state.
Phase	Current trading phase. The list of trading phases: ADD New instrument, BETW In Between Auction, CCALL Closing Auction Call, COBB Closing Auction OBB, CPOBB Closing Auction Pre OBB, DEL Instrument not tradable, but still in system, ECALL End-of-day Auction Call, ENDTR End-trading, EOBB End-of-day Auction OBB, EPOBB End-of-day Auction Pre OBB, HALT Instrument set to halt, ICALL Intra Day Auction Call, IFRZ Intra Day Auction Freeze, IIPO Intra Day IPO (Initial Public Offering) Call, IOBB Intra Day Auction OBB, IPOBB Intra Day Auction Pre OBB, OCALL Opening Auction Call, OFRZ Opening IPO Freeze, OIPO Opening IPO, OOB Opening Auction OBB, OPOBB Opening Auction Pre OBB, POSTR Post-trading, PRETR Pre-trading, START Start, SUSP Suspend, TRADE Continuous Trading, VOLA Volatility interruption, XCALL Continuous Auction Call, XFRZ Continuous Auction Freeze, XPREC Continuous Auction Pre-Call.

History Line List Box	
Column	Description
Ind	Interruption indicator specifies whether a market order interruption ('M'), a volatility interruption ('V'), an extended volatility interruption ('X'), a freeze ('F'), or an extended call phase within a sold out situation ('S') takes place.
Plnd	Potential interruption indicator specifies whether a potential market order interruption ('M') or a potential volatility interruption ('V') takes place.
QR	<p>Quote Request Indicator specifies whether a quote request ('Q') has been disseminated.</p> <p>Manual quote requests: For instruments not traded in continuous auction trading model, the quote request is disseminated to all participants.</p> <p>When the window is opened, the field is initialized with blanks. The entry is reset to blank after the trader-set time interval has been reached. A new quote request as well as an interim update with a new quote request within the same instrument will trigger a highlighting of the indicator and restart the display period.</p>
Curr	Currency (trading currency for instruments listed per unit, denomination currency for instruments listed in percentage).
RLQty	Round Lot quantity of the instrument.
TrdMdl	Trading Model of the instrument. Displays 'M' for multiple auctions, 'C' for continuous trading, 'O' for one auction, 'X' for continuous auction and 'A' for manual auction.
InstrGrp	Instrument group of the instrument.
D/Q	Marker for an instrument with a Designated Sponsor or Liquidity Manager. Displays 'D' if a Designated Sponsor exists and a 'Q' if a Liquidity Manager exists. If both roles are assigned a 'B' is displayed.
IntRat	Coupon rate (only for bonds and basis instruments).
Issuer	Mnemonic of the Issuer (only for bonds and basis instruments).

History Line List Box	
Column	Description
InstrSubTyp	Instrument Subtype (only for bonds, warrants and basis instruments). ANL Anleihe, HYP Hyp.- Pfandbrief, OBL Obligation, REV Reverse Convertible, SHZ Schatzbrief, STR Strips, VAR Variable Coupon Bonds, ZER Zerobond, CIW Company Issued Warrants, COV Covered Warrants, CER Certificates, OTH Others.
MrtyDat	Maturity date (only for bonds, warrants, and basis instruments).
Under	Underlying (only for warrants and basis instruments).
WarCateg	Warrant category (only for warrants): EQUSTD Equities Standard, EQUCAP Equities Cap, EQUFLO Equities Floor, EQUOTH Equities Others, INDSTD Indices Standard, INDCAP Indices Cap, INDFLO Indices Floor, INDOTH Indices Other, CURSTD Currencies Standard, CURCAP Currencies Cap, CURFLO Currencies Floor, CUROTH Currencies Other, INTSTD Interest Rates Standard, INTCAP Interest Rates Cap, INTFLO Interest Rates Floor, INTOTH Interest Rates Other, BASSTD Baskets Standard, BASCAP Baskets Cap, BASFLO Baskets Floor, BASOTH Baskets Other, OTHSTD Others Standard, OTHCAP Others Cap, OTHFLO Others Floor, OTHOTH Others.

History Line List Box	
Column	Description
WarTyp	Warrant type (only for warrants): C call, P put, R range, F certificate, O others.
StrikePrc	Strike Price (only for warrants).
QuotProv	Member ID of the Quotation Provider (e.g. an Issuer).

1.Note for following fields: LstPrc, LstAucPrc, Close:

For the continuous auction trading model, if a price has not been generated over a specific time period, the market maker / specialist has the ability to generate a price without turnover by entering a quote with the flag "W". In this case, the LstPrc displayed equals the bid limit of this quote.

2.Note for following fields: LstTime, NetChg, LstAucPrc, LstAucQty, LstAucTim, ValPrc, Close, Open, High, Low, Volume, Trades, XBVolume, XBTrades, MPVolume, MPTrades, MinMPVal, MinHidVal:

This information will not be available during IPO Call, IPO Freeze and auction pre-call for continuous auction.

Mouse Usage	Column	Description
DC-L	QR	Activates the <i>Quote Entry</i> window and fills the <i>Instr</i> field in the <i>Quote Entry</i> field group with the instrument selected. <i>BidQty</i> and <i>AskQty</i> are filled with <i>SprdMinQty DS</i> for the Designated Sponsor respectively with <i>SprdMinQty/LM</i> for the Liquidity Manager of that instrument. The <i>Quote Entry</i> window is opened only if the enter quote resource access level is set. It is opened independently whether the selected field is empty or not.

Order Inside Market List Box	
Column	Description
BidCnt <sup>1</sup>	Number of orders of the accumulated bid order quantity at each price level.
BidQty <sup>1</sup>	<p>Accumulated round lot quantity for the bid limit and market orders in continuous trading.</p> <p>Accumulated total auction quantity for the limit of the best bid order in auction with an open order book.</p> <p>For a closed, uncrossed order book in auction, this quantity is only displayed when the market imbalance indicator is switched 'ON'.</p>
BidYld <sup>1</sup>	Yield for bid limit (only for bonds traded on price basis with yield calculation method 'I').
Bid <sup>1</sup>	Bid limit of the order. The value 'M' indicates the existence of a market order in the order book.
Ask <sup>1</sup>	Ask limit of the order. The value 'M' indicates the existence of a market order in the order book.
AskYld <sup>1</sup>	Yield for ask limit (only for bonds traded on price basis with yield calculation method 'I').
AskQty <sup>1</sup>	<p>Accumulated round lot quantity for the ask limit and market orders in continuous trading.</p> <p>Accumulated total auction quantity for the limit of the best asks order in auction with an open order book.</p> <p>For a closed, uncrossed order book in auction, this quantity is only displayed when the market imbalance indicator is switched 'ON'.</p>
AskCnt <sup>1</sup>	Numbers of orders of the accumulated ask order quantity at each price level.

1.Note for following fields: BidCnt, BidQty, BidYld, Bid, Ask, AskYld, AskQty, AskCnt:  
This information will not be available during IPO Call, IPO Freeze.

Mouse Usage	Column	Description
SC-L	BidCnt, BidQty BidYld, Bid, Ask, AskYld, AskQty, AskCnt	Activates the <i>Fast Order Entry</i> window and pre-fills the entry fields with the values from the selected limit or volume (exchange, instrument, limit, volume, B/S indicator).
DC-L	BidCnt, BidQty BidYld, Bid, Ask, AskYld, AskQty, AskCnt	Opens the <i>Order Entry</i> window and pre-fills the entry fields with the values from the selected limit or volume (exchange, instrument, limit, volume, B/S indicator). Validity and Act are filled with the default value.
SC-R	BidCnt, BidQty BidYld, Bid, Ask, AskYld, AskQty, AskCnt	<i>Add Order...</i> Open <i>Order Entry</i> window. <i>Add Quote...</i> Open <i>Quote Entry</i> window. <i>Instrument...</i> Open <i>Instrument/Group/Profile Selection</i> window.

Auction Box List Box	
Column	Description
AucPrc <sup>1</sup>	Indicative auction price - Entries appear only during an auction. During the order book balancing phase this field contains the auction price. In case of yield traded instruments the yield value is displayed
AucQty <sup>1</sup>	Quantity which can be executed at the indicative price - Entries appear only during an auction with an open order book or during an auction with a closed order book with market imbalance indicator set to 'ON'. The order book must be crossed.

Auction Box List Box	
Column	Description
Surplus <sup>12</sup>	Remaining auction quantity, which can be accepted at the auction price during pre-order book balancing or order book balancing and side of the surplus. There is a B/A indicator displayed (e.g. 'B 2000' or 'A 2000'). During pre-order book balancing, the surplus can only be accepted by the Designated Sponsors or Liquidity Managers of the instrument. During auction call phase with a closed, crossed order book and market imbalance indicator switched on, the surplus of the current indicative auction price is displayed but cannot be accepted. If an indicative surplus is displayed it is marked by an asterisk.

1.Note for following fields: AucPrc, AucQty, Surplus:

This information will not be available during IPO Call, IPO Freeze and auction pre-call for continuous auction trading model.

2.Note for following fields: Surplus:

This information will only be available during order book balancing, pre-order book balancing and during auctions when the order book is closed and the market imbalance indicator is switched on and the book is crossed.

Mouse Usage	Field	Description
SC-L	Surplus	Pre-fills the <i>Fast Order Entry</i> window as an accept surplus order. In the pre-order book balancing phase the account type is pre-filled with 'D' / 'I' / 'L' depending on the trading model of the instrument.
DC-L	Surplus	Opens the <i>Order Entry</i> window and pre-fills it as an accept surplus order.

Matching Range Box List Box	
Column	Description
MRBid	Matching range bid limit. In case of yield traded instruments the yield value is displayed.

Matching Range Box List Box	
Column	Description
MRAsk	Matching range ask limit. In case of yield traded instruments the yield value is displayed.

Continuous Auction Info List Box	
Column	Description
MRBid	Specialist quote bid limit in case of Continuous Auction traded instruments.
MRAsk	Specialist quote ask limit in case of Continuous Auction traded instruments.
MRBidQty	Specialist quote bid quantity in case of Continuous Auction traded instruments.
MRAskQty	Specialist quote ask quantity in case of Continuous Auction traded instruments.

## Global Context

Mouse Usage	Description
SC-R	Opens the context menu and displays list of instruments from the default profile.



## 4.1.2 Order Instrument Full Overview Window

### Description

The *Order Instrument Full Overview* window displays detailed order book information for one particular instrument, from one exchange.

BidQty	Bid	Ask	AskQty
500	101,000	102,000	1.000
500	100,000	103,000	500
500	99,000	104,000	1.500
1.000	98,000	105,000	2.000

Figure 4.5: *Order Instrument Full Overview* window.

### Functionality

The *Order Instrument Full Overview* window displays the accumulated order quantities per limit for one particular instrument from one exchange. Contrary to the *Order Instrument Overview* window, the *Order Instrument Full Overview* window has an unlimited view of the depth of the displayed order book. If no instrument is saved with the *Save Settings* command or the window is called for the first time, an instrument has to be chosen via *Instrument/Group/Profile Selection* window or via the *Quick Filter* field group. The *Exch* field is pre-filled with the logged-in exchange and it is disabled. Clicking the *Enter* key applies the selection to the *Order Instrument Full Overview* window.

If the user logs out from the exchange of the selected instrument, the window is closed. The window header displays the instrument short name, the exchange, and the WKN (or ISIN or long name respectively, depending on which one is available).

The *Order Book* list box provides an in-depth view of the order book situation of the currently selected instrument. If market orders are in the order book, the market orders appear at the top of the *Order Inside Market* list box. Bid and ask limits of list box cells are sorted such that the best bid and the best ask limits follow market orders in the list box. Accumulated quantities of bid and ask limits as well as market orders are shown. During an auction with closed order book, IPO call, and IPO Freeze, the list box is empty. In case of yield traded instruments the columns *Bid* and *Ask* display the yield value.

For instruments traded in Continuous Auction trading model with market maker best bid and best ask is displayed including the respective quantity and the market maker / issuer quote with its quantity in the Pre-Call phase. During the Call phase only the market maker / issuer quote and its quantity is displayed.

In case the trader wants to submit an order a single click on a row in the list box fills the *Fast Order Entry* window with a matching entry (opposite side) for that order. In case of a multiple selection, the *Qty* field of the *Fast Order Entry* window is filled with the total quantity of all the list box cells. The *Limit* field is filled with the minimum bid price/yield or with the maximum ask price/yield depending on whether multiple ask or bid orders have been selected. In case that

either the best bid or best ask is included in the selection, the field *AvgPrc* is filled with the average price/yield of the order.

In case the trader wants to submit a quote, the item *Quote Entry* can be chosen within the menu or the context menu. This item opens the *Quote Entry* window. Exchange, instrument, and limit attributes are pre-filled with the list box values and the default values apply for the quantity field.

## Menu

Menu Bar	Item	Description	Short Cut
<u>W</u> indow	<u>S</u> ave Settings	Save the current window settings.	Ctrl+S
	Clear <u>S</u> ettings	Clear the saved window settings.	
	<u>F</u> ind...	Open the <i>Find Table</i> window.	Ctrl+F
	<u>P</u> rint...	Open the <i>Print Table</i> window.	Ctrl+P
	<u>E</u> xport...	Open the <i>Export Table</i> window.	Ctrl+E
	Full <u>T</u> able Mode	Set the full table modus to display the list box content only.	F11
	<u>C</u> lose	Close the window without further action.	Shift+F4
<u>T</u> rading	Add <u>O</u> rders...	Open the <i>Order Entry</i> window.	
	<u>F</u> ast Order Entry...	Activate the <i>Fast Order Entry</i> window.	Ctrl+R
	Add <u>Q</u> uote...	Open the <i>Quote Entry</i> window.	
<u>S</u> elect	<u>I</u> nstrument...	Open the <i>Instrument/Group/Profile Selection</i> window. Only a single instrument is selectable.	F6
<u>C</u> olumns	<u>D</u> elete	Delete the selected column(s) from the display.	
	<u>A</u> dd All	Restore the display of all columns.	Ctrl+U
	<u>S</u> elect...	Open the <i>Column Selection</i> window to determine which columns in a list box are visible.	
	Au <u>t</u> ofit All	Resize all visible columns according to their content.	

Menu Bar	Item	Description	Short Cut
H <u>e</u> lp	<u>O</u> n this window...	Open the <i>Help</i> window.	F1

## Window

Quick Filter Field Group				
Identifier	Type	Description	Value / Syntax	CT
Exch	D	Exchange at which the instrument is being traded.	3 characters: alphanumeric.	
Instr	S	Select a single instrument as filter criterion.	Default.	
Instrument field	EM	Instrument short name,	max. 5 characters: alphanumeric	*
		or Wertpapierkennnummer,	or max. 9 characters: alphanumeric,	*
		or ISIN.	or 12 characters: alphanumeric.	*

Order Book List Box	
Column	Description
BidQty	<p>Accumulated round lot quantity for the bid limit and market orders in continuous trading.</p> <p>Accumulated total auction quantity for the limit of the best bid order in auction with an open order book.</p> <p>For a closed, uncrossed order book in auction, this quantity is only displayed when the market imbalance indicator is switched on.</p>
Bid	Limit of the bid order in continuous trading and in auction. The value 'M' indicates the existence of a market order in the order book.
Ask	Limit of the ask order in continuous trading and in auction. The value 'M' indicates the existence of a market order in the order book.
AskQty	<p>Accumulated round lot quantity for the ask limit and market orders in continuous trading.</p> <p>Accumulated total auction quantity for the limit of the best ask order in auction with an open order book.</p> <p>For a closed, uncrossed order book in auction, this quantity is only displayed when the market imbalance indicator is switched on.</p>

Mouse Usage	Column	Description
SC-L	Any	Activates the <i>Fast Order Entry</i> window and pre-fills the entry fields with the values from the selected limit or volume (exchange, instrument, price, quantity, B/S indicator).
DC-L	Any	Opens the <i>Order Entry</i> window and pre-fills the entry fields with the values from the selected limit or volume (exchange, instrument, price, quantity, B/S indicator). Validity and Act are filled with the default value.

Mouse Usage	Column	Description
SC-R	Any	<i>Add <u>O</u>der...</i> Open <i>Order Entry</i> window, <i>Add <u>Q</u>ote...</i> Open <i>Quote Entry</i> window, <i><u>I</u>nstrument...</i> Open <i>Instrument/Group/Profile Selection</i> window.

## Global Context

Mouse Usage	Description
SC-R	Opens the context menu and displays list of instruments from the default profile.

### 4.1.3 Order Market Overview

#### Description

The *Order Market Overview* window displays market relevant information concerning the overall order market. Selecting an instrument/instrument group/profile determines which instruments are displayed. This window is the main information window within Xetra J-Trader.

Instr	WKN	ISIN	Name	Exch	IntRat	Issuer	InstrSubTyp	MrtYd	BidCn	BidQty	BidYld	Bid	Ask	AskYld	AskQty	AskCn	LstPrc	L
BCCA1	BC1900002	DE0001900002	TESTBASIS	FFM	5	LAND	OBL											
BAS2	1900002	DE0001900002	TESTBASIS	FFM	5	LAND	OBL										1,000	
BAS7	1900007	DE0001900007	LHKJHKH	FFM	5	LHLI	ZER	30.11.2009									1,000	
BP86	118066	DE0001180661	B. POSTANL 90 9200VARSTV 04.0	FFM	5	POST	VAR	04.02.2015									97,000	
BA00	114200	DE0001142008	BUNDANL V 94/24NK 0ZSSSTV FLAT	FFM	5	BUND	ZER	04.01.2029									100,000	
BA01	114201	DE0001142016	BUNDANL V 97/07NK 0ZSSSTV FLAT	FFM	5	BUND	ZER	04.01.2012									99,000	
DB79	115079	DE0001150795	B. BAHN ANL 90 9200 VARSTV 13	FFM	5	BAHN	VAR	13.03.2015									98,000	
XYZA	138143	DE0001381432	HESSEN SCHA 97/08S9701STV 30.0	FFM	5	LAND	ANL	30.01.2013									10,200	
LBFC	A0E97W	DE000A0E97W2	LBANK 04.07.2013 3.5% (LINKER)	FFM	5	LKBV	VAR	15.11.2016									100,000	
ZDT3	HBE0GN	DE000HBE0GN4	HYPO 27.10.2003 2.75% (LINKER)	FFM	5	HYES	VAR	28.11.2008									0,010	
AUC	113482	DE0001134820	BOND AUC	FFM	5	BUND	ANL	01.12.2015									100,00	
BCA2	BC1150795	DE0001150795	B. BAHN ANL 90 9200 VARSTV 13	FFM	5	BAHN	VAR	13.03.2015										
BA81	113481	DE0001134815	BUNDANL V 90 (2000) STV 20.10	FFM	5	BUND	ANL	20.10.2016									99,00	
RPKB	526864	XS0115743519	ECUADOR BONDS 00/30 10%	FFM	5	BUND	ANL	15.08.2035									100,00	

Figure 4.6: *Order Market Overview* window.

#### Functionality

The *Order Market Overview* window displays the best bids and asks for the selected instruments. The window header displays the profile/instrument/instrument group currently being applied. Fields in the *Order Inside Market* list box are updated dynamically. The statistical fields *LstPrc*, *LstQty*, *LstTime*, *NetChg*, *ValPrc*, *Close*, *Open*, *High*, *Volume*, and *Trades* are not updated for crossed trades, Midpoint trades and Xetra BEST trades. After the main trading phase<sup>1</sup> in continuous trading, all fields except for *ValPrc*, *NetChg* and *Open* will be updated with data from trading phases following the intra-day closing auction. The Xetra BEST trade detail fields *LastPrcXB*, *LastQtyXB*, and *LastTimeXB*, and the statistical fields *XBTrades* and *XBVolume* are filled for BEST trades. The Midpoint trade detail fields *LastPrcMP*, *LastQtyMP* and *LastTimeMP* and the statistical fields *MPTrades*, *MPVolume*, and *MinMPVal* are filled for Midpoint trades. The field *MinHidVal* includes the Minimum Hidden Order Value.

In case of yield traded instruments the columns *Bid*, *Ask*, *LstPrc*, *NetChg*, *ValPrc*, *Close*, *Open*, *High*, *Low*, *MRBid*, *MRAsk*, *LstAucPrc*, and *AucPrc* display the yield value. For yield traded instruments the columns *AskYld* and *BidYld* will display nothing.

The fields *POwnBidQty* and *POwnAskQty* show the trader's full own quantity if the dedicated price/yield is visible in the Order Marker Overview as public bid/ask. Own hidden orders are only displayed if there are visible limits on a price level and discretionary orders are displayed on the level of the regular limit. Only the trader's own persistent orders are taken into account, neither quotes nor orders of other traders within the same subgroup are displayed.

The user can select the main filtering criterion in the *Quick Filter* field group. He can either choose a profile (the default profile will be displayed when choosing the profile radio button), an instrument, or an instrument group. If an instrument is selected the context menu contains the instruments of the static part of the default profile. The *Exch* field is pre-filled with the logged-in exchange and it is disabled. Clicking the *Enter* key applies the filter criterion and resets the *Quick Filter* field group.

1. The main trading phase is the phase from start of the opening auction until the end of the intra-day closing auction.

Profiles are not restricted to an instrument type, so all columns are displayed although instrument type specific columns are not filled for instruments of other types. If a profile contains instruments listed in an exchange the user is not logged into, those instruments are not displayed. The sorting in the *Order Market Overview* window is based on profile sorting. For profiles that contain more than 500 instruments the first 500 instruments will be shown and a message is displayed in the status bar.

The *Order Inside Market* list box displays up to ten best bids and best asks for each selected instrument depending on the trading phase and the selected depth of the order book. The selected order book depth is used for all instruments displayed. The expand / collapse push buttons on the left side of each row are used to switch between order book depth of 1 and the selected order book depth.

The *Order Inside Market* list box displays the order book situation depending on the trading phases and the instrument reference data:

During the trading phases ADD, DEL, ENDTR, HALT, START, SUSP, PRETR, POSTR, BETW, no order book information is displayed.

During the continuous trading (i.e., TRADE), the accumulated round lot order quantities and the number of orders (from orders with no trading restrictions) per limit for that instrument are displayed.

During auction trading (i.e., OCALL, ICALL, CCALL, ECALL, VOLA), the information displayed depends on the open / close book and the market imbalance indicators defined for that instrument:

For an open book:

- The accumulated order quantities (round lot only or all sizes depending on the auction lot indicator) and the number of orders per limit for that instrument are displayed.
- Moreover, if the book is crossed then the indicative auction price, the indicative executable volume and the auction quantity are displayed.
- For instruments traded in Continuous Auction trading model with market maker best bid and best ask is displayed including the respective quantity and the market maker / issuer quote with its quantity in the Pre-Call phase. During the Call phase only the market maker / issuer quote and its quantity is displayed. If the Quote Book Indicator is set to "Yes" for instruments traded in Continuous Auction trading model with specialist the specialist quote is disseminated in the fields MRBid/MRAsk and its quantity in the fields MRBidQty/MRAskQty.

For a closed book:

- If the book is crossed, the indicative auction price is displayed, otherwise the best bid / ask limits are displayed.
- Moreover, if the market imbalance indicator is switched on and the book is crossed, the indicative executable volume, the surplus and its side are displayed. If the book is uncrossed, the accumulated volumes of best bid / ask limits are displayed.
- For instruments traded in Continuous Auction no order book information is displayed.

- During the (pre-) order book balancing phases (i.e., OPOBB, IPOBB, CPOBB, EPOBB, OOB, IOBB, COBB, EOBB), the surplus and its side, as well as the auction price and the auction quantity are displayed. Entries in the auction quantity appear only during an auction with an open order book or during an auction with a closed order book with market imbalance indicator set to 'ON'. The *Order Inside Market* list box is empty.

The *C/E* field displays a 'C' on the last trading day before the dividend payment, rights issue or capital adjustment date. An 'E' will be displayed to the market on the dividend payment or rights issue day and will be reset to blank the day after. In case of two consecutive stock events, an 'E' will be displayed to the market on the second day of dividend payment or rights issue. An 'A' will be displayed the day after a capital adjustment occurs; otherwise this field is empty. 'E' indicates Ex-Dividend, in case there is a new reference price it overrides the last traded price. 'A' indicates that a capital adjustment has taken place. If there is a new reference price it overrides the last traded price. In addition, the *LstTime*, *LstTimeXB*, *LstTimeMP* and the *LstAucTim* field is reset to 00:00:00 and the *LstQty*, *LstQtyXB*, *LstPrcXB*, *LstQtyMP*, *LstPrcMP* and the *LstAucQty* fields are cleared until the first trade of the day is made.

In case the trader wants to submit an order, a double-click on any field opens the *Order Entry* window. The instrument is pre-filled with the list box value and default values apply for the account type and validity fields. If the trader is an agent trader or a proprietary trader, the default account type is agent trader (A) or proprietary trader (P), respectively. If the trader is both an agent trader and a proprietary trader, then the default value for the account is P. The default value for the validity is the current business day.

With a double-click on *BidQty*, *BidCnt*, *POwnBidQty*, *BidYld*, *Bid*, *AskQty*, *AskCnt*, *AskYld*, *Ask* or *POwnAskQty* also the fields quantity, limit, and buy / sell attributes are pre-filled with the list box values. A double-click on the *Surplus* cell opens an *Order Entry* window with settings preset for an accept surplus order (only in pre-order book balancing or order book balancing phase).

All order attributes are modifiable (*OnBehalf* is only modifiable for senior traders).

During continuous trading, auction and auction pre-call, selecting the *BidQty*, *BidCnt*, *POwnBidQty*, *BidYld*, *Bid*, *AskQty*, *AskCnt*, *AskYld*, *Ask* or *POwnAskQty* or *Surplus* (only in pre-order book balancing or order book balancing phase) field of a specific instrument in the *Order Inside Market* list box pre-fills the *Exch*, *Instr*, *Qty* and *Limit* fields of the *Fast Order Entry* window.

If multiple cells are selected the *Qty* field is set to the accumulated quantity, *Limit* to the price of the order at the lowest position in the order book and the *AvgPrc* is filled. If another instrument is selected, the values of *ExR*, *Act*, *Text* and *MIOrdNo* are kept, the fields *OrdT*, *StpLimit* and *TrR* are cleared and the *Validity* field is set to default. The *Buy / Sell* toggle button is automatically set in such a way as to match the selected limit. Nevertheless, this button can still be used to specify a buy or sell order.

A single click on the *Surplus* cell pre-fills the *Fast Order Entry* window with all settings to accept the surplus. In the pre-order book balancing phase the account type is 'D'.



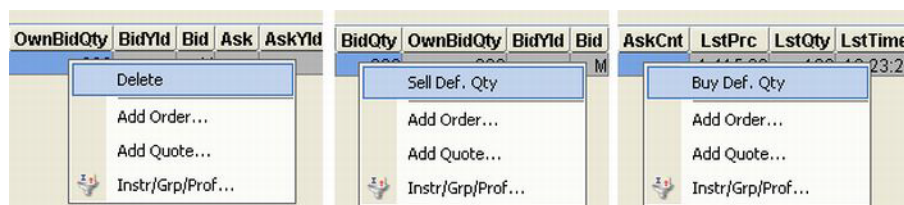


Figure 4.7: “one click” actions BUY, SELL and DELETE

If *Bid*, *BidCnt*, *BidQty* or *BidYld* is selected via SC-R, an additional menu item “Sell Def. Qty” is displayed, which, when selected, acts as a “one click” shortcut to sell the corresponding instrument with the quantity entered by the trader as default quantity for this instrument in the *Preferences* window and the price defined by the selected market depth. If *Ask*, *AskQty*, *AskCnt* or *AskYld* is selected, the pop-up menu offers the new menu item “Buy Def. Qty”, which buys the related instrument with “one click”, also with the quantity entered by the trader as default quantity for this instrument in the *Preferences* window and the price defined by the market depth. If *POwnBidQty* or *POwnAskQty* is selected, the extra menu item is “Delete”. On a single click it deletes all own orders with the dedicated price from the order book.

If the orderbook position shows a market order, a “one click” buy or sell is not possible, the corresponding pop-up menu item is inactive. The same is valid for instruments without a default quantity in *Preferences*. In *Preferences*, a “one click” buy or sell is not possible and the menu item is inactive.

A new parameter in the “Others” pane of *Preferences*, permits the enabling or disabling of the “one click” actions. If the “one click” actions are disabled the menu item in the OMO’s pop-up menu is not visible.

During the batch, the order level netted orders are deleted from the order book, if there is a change of PTA flag from CCP to non-CCP.

## Menu

Menu Bar	Item	Description	Short Cut
<u>W</u> indow	<u>S</u> ave Settings	Save the current window settings. This functionality also includes the saving of the current setting of the expand/collapse (+/-) buttons for the displayed market depth.	Ctrl-S
	Clea <u>r</u> Settings	Clear the saved window settings.	
	<u>F</u> ind...	Open the <i>Find Table</i> window.	Ctrl+F
	<u>P</u> rint...	Open the <i>Print Table</i> window.	Ctrl+P
	<u>E</u> xport...	Open the <i>Export Table</i> window.	Ctrl+E

Menu Bar	Item	Description	Short Cut
	Full <u>T</u> able Mode	Set the full table modus to display the list box content only.	F11
	<u>C</u> lose	Close the window without further action.	Shift+F4
<u>T</u> rading	Add <u>O</u> der...	Open the <i>Order Entry</i> window.	
	<u>F</u> ast Order Entry...	Activate the <i>Fast Order Entry</i> window.	Ctrl+R
	Add <u>Q</u> uote...	Open the <i>Quote Entry</i> window.	
<u>S</u> elect	Instr/Grp/Prof...	Open the <i>Instrument/Group/Profile Selection</i> window.	F6
	Collapse all Order books	Collapses all detailed order books.	
	Marke <u>t</u> Depth	Number of lines to be shown for the detail order book information for an instrument.	
Column <u>s</u>	<u>D</u> elete	Delete the selected column(s) from the display.	
	<u>A</u> dd All	Restore the display of all columns.	Ctrl+U
	<u>S</u> elect...	Open the <i>Column Selection</i> window to determine which columns in a list box are visible.	
	Auto <u>f</u> it All	Resize all visible columns according to their content.	
<u>H</u> elp	<u>O</u> n this window...	Open the <i>Help</i> window.	F1

## Window

Quick Filter Field Group				
Identifier	Type	Description	Value / Syntax	CT
Exch	D	Exchange at which the instrument is being traded. The field is pre-filled with the logged-in exchange.	3 characters: alphanumeric.	
Profile	S	Select a profile as filter criterion.		
Instr	S	Select a single instrument as filter criterion.		
InstrGrp	S	Select an instrument group as filter criterion.		
Instrument field	EM	Instrument short name,	max. 5 characters: alphanumeric	
		or Wertpapierkennnummer,	or max. 9 characters: alphanumeric,	
		or ISIN.	or 12 characters: alphanumeric,	*
		or Instrument Group ID,	or max. 4 characters: alphanumeric for Instrument Group ID,	*
		or Profile ID.	or max. 20 characters: alphanumeric and special.	*

Order Inside Market List Box	
Column	Description
Instr	Instrument short name.
WKN	Wertpapierkennnummer.
ISIN	International Security Identification Number.
Name	Displays the long name of the instrument.
Exch	Exchange at which the instrument is being traded.
IntRat	Interest rate (only for bonds and basis instruments).
Issuer	Issuer (only for bonds, warrants and basis instruments).
InstrSubTyp	Instrument Subtype (only for bonds, warrants and basis instruments). ANL Anleihe, HYP Hyp.- Pfandbrief, OBL Obligation, REV Reverse Convertible, SHZ Schatzbrief, STR Strips, VAR Floater, ZER Zerobond CIW Company Issued Warrants, COV Covered Warrants, CER Certificates, OTH Others.
MrtyDat	Maturity date (only for bonds, warrants and basis instruments).
BidQty <sup>1</sup>	Accumulated round lot quantity for the bid limit and market orders in continuous trading.  Accumulated total auction quantity for the limit of the BEST bid order in auction with an open order book.  For a closed, uncrossed order book in auction, this quantity is only displayed when the market imbalance indicator is switched on.
POwnBidQty	Accumulated quantity of all own persistent orders with a limit displayed in the <i>Bid</i> column. For iceberg orders the overall quantity is displayed. Quotes and orders of other traders within the same subgroup are not displayed. Own hidden orders are only displayed if there are visible limits on a price level and discretionary orders are displayed on the level of the regular limit. Midpoint orders are not displayed.

Order Inside Market List Box	
Column	Description
BidCnt <sup>1</sup>	Number of orders in the accumulated bid order volume at each price level.
BidYld <sup>1</sup>	Yield for bid limit (only for bonds traded on price basis with yield calculation method 'I').
Bid <sup>1</sup>	Limit of the bid order in continuous trading and in auction. The value 'M' indicates the existence of a market and / or market-to-limit order.
Ask <sup>1</sup>	Limit of the ask order in continuous trading and in auction. The value 'M' indicates the existence of a market and / or market-to-limit order.
AskCnt <sup>1</sup>	Number of orders in the accumulated ask order volume at each price level.
AskYld <sup>1</sup>	Yield for ask limit (only for bonds traded on price basis with yield calculation method 'I').
AskQty <sup>1</sup>	<p>Accumulated round lot quantity for the ask limit and market orders in continuous trading.</p> <p>Accumulated total auction quantity for the limit of the BEST ask order in auction with an open order book.</p> <p>For a closed, uncrossed order book in auction, this quantity is only displayed when the market imbalance indicator is switched on.</p>
POwnAskQty	Accumulated quantity of all own persistent orders with a limit displayed in the Ask column. For iceberg orders the overall quantity is displayed. Quotes and orders of other traders within the same subgroup are not displayed. Own hidden orders are only displayed if there are visible limits on a price level and discretionary orders are displayed on the level of the regular limit. Midpoint orders are not displayed.
MRBid	<p>Matching range bid limit</p> <p>Specialist quote bid limit in case of Continuous Auction traded instruments.</p>
MRBidQty	Specialist quote bid quantity in case of Continuous Auction traded instruments.
MRAsk	<p>Matching range ask limit.</p> <p>Specialist quote ask limit in case of Continuous Auction traded instruments.</p>
MRAskQty	Specialist quote ask quantity in case of Continuous Auction traded instruments.

Order Inside Market List Box	
Column	Description
LstPrc <sup>2</sup>	Last uncrossed trade price - If the reference price has been changed either manually by Market Supervision or because of a dividend payment or capital adjustment then the reference price is displayed until the first trade of the day. If a price is based on a crossed trade, it is not published.
LstQty	Quantity of the last uncrossed trade price. If there is an adjusted reference price or no trade is done on this day, the field is empty.
LstTime <sup>1</sup>	Time of the last uncrossed trade - If an adjusted reference price is displayed in the <i>LstPrc</i> field or no trade is done on this day, then this field is 00:00:00.
LstPrcXB	Last Xetra BEST price. Reference price updates do not influence <i>LstPrcXB</i> - The field is empty as long as no Xetra BEST trade occurred on the present trading day.
LstQtyXB	Quantity of the last Xetra BEST trade – The field is empty as long as no Xetra BEST trade occurred on the present trading day.
LstTimeXB	Time of the last Xetra BEST trade – The field is initialized with 00:00:00 until the first Xetra BEST trade of the day occurs.
LstPrcMP	Last Midpoint price. Reference price updates do not influence <i>LstPrcMP</i> - The field is empty as long as no Midpoint trade occurred on the present trading day.
LstQtyMP	Quantity of the last Midpoint trade – The field is empty as long as no Midpoint trade occurred on the present trading day.
LstTimeMP	Time of the last Midpoint trade – The field is initialized with 00:00:00 until the first Midpoint trade of the day occurs.
C/E	Dividend / Capital adjustment. 'C' is displayed for Cum-Dividend on the last trading day before the dividend payment date or capital adjustment date, an 'E' is displayed for Ex-Dividend on the dividend payment date, and an 'A' for capital adjustment the day after a capital adjustment occurs.
Curr	Currency (trading currency for instruments listed per unit, denomination currency for instruments listed in percentage).

Order Inside Market List Box	
Column	Description
Phase	<p>Current trading phase. The list of trading phases:</p> <p>ADD New instrument</p> <p>BETWIn Between auction</p> <p>CCALL Closing Auction Call</p> <p>COBB Closing Auction OBB</p> <p>CPOBB Closing Auction Pre OBB</p> <p>DEL Instrument not tradable, but still in system</p> <p>ECALL End-of-day Auction</p> <p>ENDTR End-trading</p> <p>EOBB End-of-day Auction OBB</p> <p>EPOBB End-of-day Auction Pre OBB</p> <p>HALT Instrument set to halt</p> <p>ICALL Intra Day Auction Call</p> <p>IFRZ Intra Day Auction Freeze</p> <p>IIPO Intra Day IPO (Initial Public Offering) Call</p> <p>IOBB Intra Day Auction OBB</p> <p>IPOBB Intra Day Auction Pre OBB</p> <p>MICAL Manual Intra Day Call</p> <p>MIFRZ Manual Intra Day Freeze</p> <p>OCALL Opening Auction Call</p> <p>OFRZ Opening IPO Freeze</p> <p>OIPO Opening IPO</p> <p>OOBB Opening Auction OBB</p> <p>OPOBB Opening Auction Pre OBB</p> <p>POSTR Post-trading</p> <p>PRETR Pre-trading</p> <p>START Start</p> <p>SUSP Suspend</p> <p>TRADE Continuous Trading</p> <p>VOLA Volatility interruption</p> <p>XCALL Continuous Auction Call</p> <p>XFRZ Continuous Auction Freeze</p> <p>XPREC Continuous Auction Pre-Call</p>
Ind	<p>Interruption indicator specifies whether a market order interruption ('M'), a volatility interruption ('V'), an extended volatility interruption ('X'), or an extended call phase within a sold out situation ('S') takes place.</p>
Plnd	<p>Potential interruption indicator specifies whether a potential market order interruption ('M') or a potential volatility interruption ('V') takes place.</p>

Order Inside Market List Box	
Column	Description
QR	<p>Quote Request Indicator specifies whether a quote request ('Q') has been disseminated.</p> <p>Manual quote requests: For instruments not traded in the continuous auction trading model, the quote request is disseminated to all participants.</p> <p>If the window is opened the field is initialized with blanks. The entry is reset to blank after the trader set time interval has been reached. An interim update with a new quote request within the same instrument will trigger a highlighting of the indicator and restart the display period.</p>
NetChg <sup>1</sup>	<p>The <i>NetChg</i> is based upon the valuation price.</p> <p>For instruments traded in continuous trading, the <i>NetChg</i> will be calculated for the last time for that business day after the intra-day closing auction has passed: <i>ValPrc</i> of <math>t_0</math> compared to the <i>ValPrc</i> from the previous business day <math>t_{(-1)}</math>. That means that the <i>NetChg</i> that is shown after the intra-day closing auction has passed is static and not dynamically updated anymore until the next business day.</p> <p>For instruments that are not traded in continuous trading, <i>NetChg</i> will be the net change of the last uncrossed traded price from the previous closing price.</p>
ValPrc <sup>2</sup>	<p>During PRETR and as long as the intra-day closing auction (end-of-day auction) has not been passed, the <i>ValPrc (Close)</i> displays the respective value of the previous day.</p> <p>After the intra-day closing auction only the <i>ValPrc</i> is updated with the auction price of the intra-day closing auction (<i>ValPrc</i> is filled with the last price preceding the intra-day closing auction if no price determination has taken place). The column <i>Close</i> still shows the closing price from the previous business day until the price determination of the end-of-day auction.</p> <p>After the end-of-day auction only the closing price is updated with the auction price of the end-of-day auction (Closing price is filled with the last price preceding the end of day auction if no price determination has taken place).</p> <p>In case an instrument does not have an intra-day closing auction and for all other trading models, the valuation price is handled equal to the closing price.</p>
Close <sup>12</sup>	Last uncrossed trade price of previous trading day.
Open <sup>12</sup>	First uncrossed trade price of the day.
High <sup>12</sup>	Highest uncrossed trade price of the day.



Order Inside Market List Box	
Column	Description
Low <sup>12</sup>	Lowest uncrossed trade price of the day.
Volume <sup>1</sup>	Accumulated uncrossed trading volume of the day.
Trades <sup>1</sup>	Total number of uncrossed trades of the day.
XBVolume <sup>1</sup>	Accumulated volume of today's Xetra BEST trades.
XBTrades <sup>1</sup>	Total number of today's Xetra BEST trades.
MPVolume <sup>1</sup>	Accumulated volume of today's Midpoint trades.
MPTrades <sup>1</sup>	Total number of today's Midpoint trades.
MinMPVal <sup>1</sup>	Minimum Midpoint order value.
MinHidVal <sup>2</sup>	Minimum Hidden order value.
RLQty	Round lot quantity of the instrument.
CntcUnt	Contract Unit.
LstAucPrc <sup>12</sup>	Price of the last auction.
LstAucQty <sup>1</sup>	Quantity of the last auction. This field is updated after an auction and after order book balancing or is empty if no auction price was determined on that day.
LstAucTim <sup>1</sup>	Time of the auction or 00:00:00 if no auction price was determined on that day.
AucPrc <sup>3</sup>	Auction indicative price - Entries appear only during an auction. During the order book balancing phase this field contains the auction price.
AucQty <sup>3</sup>	Quantity which can be executed at the indicative price - Entries appear only during an auction with an open order book or during an auction with a closed order book with market imbalance indicator set to 'ON'. The order book must be crossed.
Surplus <sup>34</sup>	Remaining auction quantity which can be accepted at the auction price during pre order book balancing or order book balancing and side of the surplus. There is a B/A indicator displayed (e.g. 'B 2000' or 'A 2000'). During pre-order book balancing, the surplus can only be accepted by the Designated Sponsor/Liquidity Manager for other instruments. During auction call phase with a closed, crossed order book and market imbalance indicator turned on, the surplus of the current indicative auction price is displayed but cannot be accepted. If an indicative surplus is displayed it is marked by an asterisk.

Order Inside Market List Box	
Column	Description
FM	Fast Market indicator; displays 'FM' during fast market state. For instruments traded in continuous auction trading models, this indicator is never displayed.
TrdMdl	Trading Model of the instrument. Displays 'M' for multiple auctions, 'C' for continuous trading, 'O' for one auction, 'X' for continuous auction.
InstrGrp	Instrument group of the instrument.
D/Q	Marker for an instrument with a Designated Sponsor or Liquidity Manager. Displays 'D' if a Designated Sponsor exists and a 'Q' if a Liquidity Manager exists. If both roles are assigned a 'B' is displayed.
Under	Underlying (only for warrants and basis instruments).
WarCateg	Warrant category (only for warrants): EQUSTD Equities Standard EQUCAP Equities Cap EQUFLO Equities Floor EQUOTH Equities Others INDSTD Indices Standard INDCAP Indices Cap INDFLO Indices Floor INDOTH Indices Other CURSTD Currencies Standard CURCAP Currencies Cap CURFLO Currencies Floor CUROTH Currencies Other INTSTD Interest Rates Standard INTCAP Interest Rates Cap INTFLO Interest Rates Floor INTOTH Interest Rates Other BASSTD Baskets Standard BASCAP Baskets Cap BASFLO Baskets Floor BASOTH Baskets Other OTHSTD Others Standard OTHCAP Others Cap OTHFLO Others Floor OTHOTH Others Others.

Order Inside Market List Box	
Column	Description
WarTyp	Warrant type (only for warrants): C call P put R range F certificate O others.
StrikePrc	Strike Price (only for warrants).
QuotProv	MemberID of the Quotation Provider (e.g. an Issuer).

1.Note for following fields: BidQty, BidCnt, BidYld, Bid, Ask, AskCnt, AskYld, AskQty, LstTime, NetChg, ValPrc, Close, Open, High, Low, Volume, Trades, XBVolume, XBTrades, MPVolume, MPTrades, MinMPVal, LstAucPrc, LstAucQty, LstAucTim:

This field is not shown during IPO Call and IPO Freeze, Between auction, Pre-trading and Post-trading.

2.Note for following fields: LstPrc, ValPrc, Close, Open, High, Low, MinHidVal, LstAucPrc:

This field is not shown during IPO Call and IPO Freeze, Auction Pre-Call for instruments traded in any of the continuous auction trading model, Between auction, Pre-trading and Post-trading.

3.Note for following fields: AucPrc, AucQty, Surplus:

A warrant price identifier 'bid' ('Kurszusatz') is added to indicate a price without turnover for the trading model.

4.Note for following fields: AucPrc, AucQty, Surplus:

A warrant price identifier 'bid' ('Kurszusatz') is added to indicate a price without turnover for the trading model.

Mouse Usage	Column	Description
SC-L	All except BidCnt, BidQty, POwnBidQty, BidYld, Bid, AskCnt, AskQty, POwnAskQty, AskYld, Ask, Surplus	Highlight and update the <i>Exch</i> and <i>Instr</i> fields in the <i>Fast Order Entry</i> window with the exchange and the instrument short name of the selected instrument.

Mouse Usage	Column	Description
SC-L	BidCnt, BidQty, POwnBidQty, BidYld, Bid	Highlight and update the <i>Exch</i> , <i>Instr</i> , <i>Qty</i> , and <i>Limit</i> field in the <i>Fast Order Entry</i> window and set the <i>Buy/Sell</i> button to <i>Sell</i> .
SC-L	AskCnt, AskQty, POwnAskQty, AskYld, Ask	Highlight and update the <i>Exch</i> , <i>Instr</i> , <i>Qty</i> , and <i>Limit</i> field in the <i>Fast Order Entry</i> window and set the <i>Buy/Sell</i> button to <i>Buy</i> .
SC-L	Surplus	Pre-fills the <i>Fast Order Entry</i> window as an accept surplus order ( <i>Exch</i> , <i>Instr</i> , <i>B/S</i> , <i>TrdRes</i> is <i>SU</i> , <i>EXR</i> is defaulted to <i>IOC</i> , <i>Limit</i> is the auction price, <i>Qty</i> is the total surplus quantity, <i>OrdT</i> is 'L'). In the pre-order book balancing phase the account type is filled with 'D' or 'Q' for all others, independent of saved settings or Designated Sponsor or Liquidity Manager status of the trader.
DC-L	Exch, Instr, WKN, ISIN	Opens the <i>Order Instrument Overview</i> window for the selected instrument.
DC-L	All except Exch, Instr, WKN, ISIN, Surplus, QR	Opens the <i>Order Entry</i> window and pre-fills the entry fields with the values from the selected limit (exchange, instrument and buy / sell indicator - for <i>BidCnt</i> , <i>BidQty</i> , <i>BidYld</i> , <i>Bid</i> , <i>POwnBidQty</i> , <i>AskCnt</i> , <i>AskQty</i> , <i>AskYld</i> , <i>Ask</i> , <i>POwnAskQty</i> also price and volume). If the trader is an agent trader or a proprietary trader, the default account type is agent trader (A) or proprietary trader (P), respectively. If the trader is both an agent trader and a proprietary trader, then the default value for the account is P. The default value for the validity is the current business day. All order attributes are modifiable.
DC-L	Surplus	Pre-fills the <i>Order Entry</i> window as an accept surplus order ( <i>Exch</i> , <i>Instr</i> , <i>B/S</i> , <i>TrdRes</i> is <i>SU</i> , <i>EXR</i> is defaulted to <i>IOC</i> , <i>Limit</i> is the auction price, <i>Qty</i> is the total surplus quantity, <i>OrdT</i> is 'L', <i>Act</i> is 'I', 'L' or 'D').

Mouse Usage	Column	Description
DC-L	QR	Activates the <i>Quote Entry window</i> and fills the <i>Instr</i> field in the <i>Quote Entry</i> field group with the instrument selected. <i>BidQty</i> and <i>AskQty</i> are filled with minimum quote quantity of that instrument. The <i>Quote Entry</i> window is opened only if the enter quote resource access level is set. It is opened independently whether the selected field is empty or not.
SC-R	POwnBidQty	Context menu with the following entries: <i>Delete...</i> Delete own orders with this Bid limit. <i>Add Order...</i> Open Order Entry Window. <i>Add Quote...</i> Open Quote Entry Window. <i>Instr/Grp/Prof...</i> Open <i>Instrument/Group Profile Selection</i> window.
SC-R	POwnAskQty	Context menu with the following entries: <i>Delete...</i> Delete own orders with this Ask limit. <i>Add Order...</i> Open Order Entry Window. <i>Add Quote...</i> Open Quote Entry Window. <i>Instr/Grp/Prof...</i> Open <i>Instrument/Group Profile Selection</i> window.
SC-R	Bid BidQty BidYld BidCnt	Context menu with the following entries: <i>Sell Def. Qty ...</i> Sell default quantity. <i>Add Order...</i> Open <i>Order Entry</i> window. <i>Add Quote...</i> Open <i>Quote Entry</i> window. <i>Instr/Grp/Prof...</i> Open <i>Instrument/Group Profile Selection</i> window. <i>Sell Def Qty</i> submits a sell order for the selected instrument using the selected Bid limit and the default quantity defined for this instrument in the Preferences window. If no default limit is defined for the selected instrument, the menu entry is disabled. Validity of the order is the current business day. The values for <i>ExR</i> , <i>TrR</i> , <i>Act</i> , <i>Text</i> and <i>MIOrdNo</i> are taken from the <i>Fast Order Entry</i> window.
SC-R	Ask AskQty AskYld AskCnt	Context menu with the following entries: <i>Buy Def. Qty...</i> Buy default quantity. <i>Add Order...</i> Open <i>Order Entry</i> window. <i>Add Quote...</i> Open <i>Quote Entry</i> window. <i>Instr/Grp/Prof...</i> Open <i>Instrument/Group Profile Selection</i> window. <i>BuyDef Qty</i> submits a buy order for the selected instrument using the selected Bid limit and the default quantity defined for this instrument in the Preferences window. If no default limit is defined for the selected instrument, the menu entry is disabled. Validity of the order is the current business day. The values for <i>ExR</i> , <i>TrR</i> , <i>Act</i> , <i>Text</i> and <i>MIOrdNo</i> are taken from the <i>Fast Order Entry</i> window.

Mouse Usage	Column	Description
SC-R	All except POwnBidQty POwnAskQty Bid BidQty BidYld BidCnt Ask AskQty AskYld AskCnt	Context menu with the following entries: <i>Buy Def. Qty...</i> Buy default quantity, but inactive. <i>Add Order...</i> Open <i>Order Entry</i> window. <i>Add Quote...</i> Open <i>Quote Entry</i> window. <i>Instr/Grp/Prof...</i> Open <i>Instrument/Group Profile Selection</i> window.

## 4.1.4 Quote Request Overview Window

### Description

The *Quote Request Overview* window gives an overview of all requests that are available for either an instrument, a profile, or an instrument group.

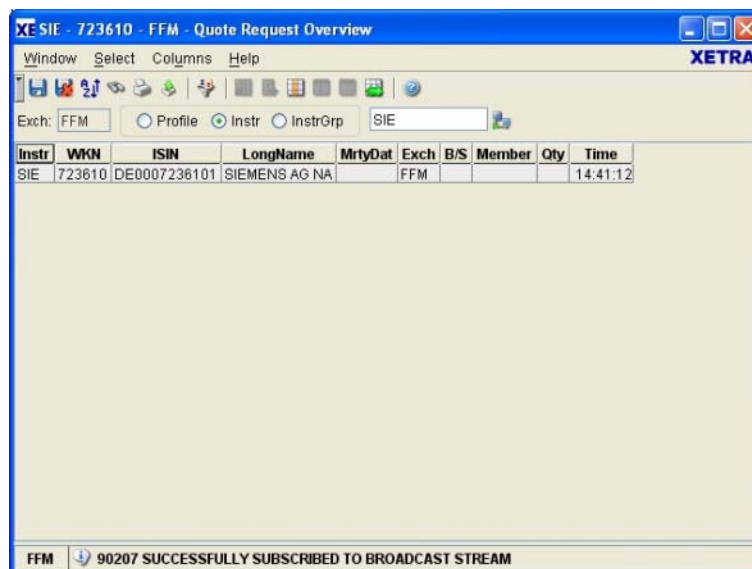


Figure 4.8: *Quote Request Overview* window.

### Functionality

Upon opening the window, new quote requests for the current instrument, profile or instrument group are displayed but no quote requests sent before the opening of the window are displayed. If the profile is changed, the list box is empty until the next quote request for an instrument of this profile or instrument group is entered. Via the *View* menu list or the *Quick Filter* field group it is possible to select a profile, a single instrument or an instrument group.

The user can select the main filtering criterion in the *Quick Filter* field group. He can either choose a profile (the default profile will be displayed when clicking the *Profile* radio button), an instrument group, or an instrument. If an instrument is selected, the context menu contains the instruments of the static part of the default profile. The *Exch* field is pre-filled with the logged-in exchange and it is disabled. Pressing the *Enter* key applies the filter criterion and resets the *Quick Filter* field group.

All incoming quote requests for the selected instruments are displayed and updated dynamically. Traders with Designated Sponsor or Liquidity Manager licenses receive full quote request information, i.e., *instrument short name*, *WKN*, *ISIN*, *Exch*, *Buy/Sell indicator*, *quantity*, *initiator's member ID* and *time*. Traders without Designated Sponsor or Liquidity Manager licenses receive quote information, i.e., *instrument short name*, *WKN*, *ISIN*, *Exch* and *Time*.

The information disseminated to the Issuer, i.e. instrument short name, ISIN, WKN, Exch and quantity, depends on the content of the order book as following:

- If there is a market order, then the instrument, exchange and the accumulated quantity of all market orders is displayed.

- If there is a crossed order book, regardless of the existence of a public quote, then the instrument, exchange and the maximum quantity of best bid and best ask is displayed.
- If best bid is < best ask and no public quote exists, then no quote request is displayed.
- If a pending manual or time triggered quote request exists, the quantity of the automatic quote request is the maximum of the quantity derived by the current order book situation and the quote request quantity.

Double-clicking on one of the quote requests by a trader with Designated Sponsor or Liquidity Manager license will open the *Quote Entry* window pre-filled with the corresponding instrument data.

For instruments traded in trading models other than the continuous auction trading model, the following rules apply: The *Quote Entry* window is opened with 'D' if the trader has only a Designated Sponsor but no Liquidity Manager license, with 'Q' if the trader has only a Liquidity Manager but no Designated Sponsor license and with 'B' if he has both licenses. If the trader has both licenses and has saved one license with save settings the window is opened with the saved value.

The *Quote Entry* window must be opened every time the trader double-clicks onto a row for instruments traded in trading models other than the continuous auction trading model. If the trader has no license the according account field remains empty.

## Menu

Menu Bar	Item	Description	Short Cut
<u>W</u> indow	<u>S</u> ave Settings	Save the current settings.	Ctrl+S
	<u>C</u> lear Settings	Clear the saved window settings.	
	<u>S</u> ort...	Open the <i>Sort Table</i> window.	
	<u>F</u> ind...	Open the <i>Find Table</i> window.	Ctrl+F
	<u>P</u> rint...	Open the <i>Print Table</i> window.	Ctrl+P
	<u>E</u> xport...	Open the <i>Export Table</i> window.	Ctrl+E
	F <u>u</u> ll <u>T</u> able Mode	Set the full table modus to display the list box content only.	F11
	<u>C</u> lose	Close the window without any further action.	Shift+F4
<u>S</u> elect	I <u>n</u> str/ <u>G</u> rp/ <u>P</u> rof...	Open the <i>Instrument/Group/Profile Selection</i> window.	F6



Menu Bar	Item	Description	Short Cut
Columns	<u>D</u> elte	Delete the selected column(s) from the display.	
	<u>A</u> dd All	Restore the display of all columns.	Ctrl+U
	<u>S</u> elect...	Open the <i>Column Selection</i> window to determine which columns in a list box are visible.	
	A <u>u</u> tofit All	Resize all visible columns according to their content.	
<u>H</u> elp	<u>O</u> n this window...	Open the <i>Help</i> window.	F1

## Window

Quick Filter Field Group				
Identifier	Type	Description	Value / Syntax	CT
Exch	D	Exchange at which the instrument is being traded. The field is pre-filled with the logged-in exchange.	3 characters: alphanumeric.	
Profile	S	Select a profile as filter criterion.	Default.	
Instr	S	Select a single instrument as filter criterion.		
InstrGrp	S	Select an instrument group as filter criterion.		

Quick Filter Field Group				
Identifier	Type	Description	Value / Syntax	CT
Instrument field	EM	Profile ID,	max. 20 characters: alphanumeric and special,	*
		or Instrument short name,	or max. 5 characters: alphanumeric	*
		or Instrument Group ID,	or max. 4 characters: alphanumeric for Instrument Group ID.	*

Quote Request Overview List Box	
Column	Description
Instr	Instrument short name.
WKN	Wertpapierkennnummer.
ISIN	International Security Identification Number.
LongName	Instrument long name.
MrtyDat	Maturity date of instrument.
Exch	Exchange at which the instrument is being traded.
B/S	Display Buy/Sell indicator status: Buy B, Sell S, Space in case of a double sided quote request.
Member	Member ID.

Quote Request Overview List Box	
Column	Description
Qty	Quantity of quote request.
Time	Time stamp of quote request.

Mouse Usage	Column	Description
SC-L	Any	Highlight the selected row.
DC-L	Any	Only with Designated Sponsor, Liquidity Manager or Issuer status for the selected instrument: Open the <i>Quote Entry</i> window and pre-fill it with values from the selected entry for instruments traded in trading models other than the continuous auction trading model.

## 4.1.5 Cross Request Overview Window

### Description

The *Cross Request Overview* window gives an overview of all cross requests that are available for either an instrument, a profile, or an instrument group.



Figure 4.9: *Cross Request Overview* window.

### Functionality

Upon opening the window, new cross requests for the current instrument, profile or instrument group are displayed but no cross requests sent before the opening of the window are displayed. If the profile is changed, the list box is empty until the next cross request for an instrument of this profile or instrument group is entered. Via the *View* menu list or the *Quick Filter* field group it is possible to select a profile, a single instrument or an instrument group.

The user can select the main filtering criterion in the *Quick Filter* field group. He can either choose a profile (the default profile will be displayed when clicking the *Profile* radio button), an instrument group, or an instrument. If an instrument is selected, the context menu contains the instruments of the static part of the default profile. The *Exch* field is pre-filled with the logged-in exchange and it is disabled. Pressing the *Enter* key applies the filter criterion and resets the *Quick Filter* field group.

The Cross Request application requests are used to announce a Cross Trade to the market. When a market participant wants to carry out a Cross Trade (trade in which orders or quotes of a single member are consciously executed against each other) or a pre-arranged trade (a trade in which orders or quotes from at least two members are consciously executed against each other) this must be indicated with a Cross Request.

All incoming cross requests for the selected instruments are displayed and updated automatically through broadcasts. Cross request information is disseminated through the inside market data stream and cannot be inquired. Whenever the trader selects another instrument or profile, the table is cleared and remains empty until a new cross request is received. Cross requests are listed in chronological order, with new requests appearing at the top, i.e. descending by time.

If the user double clicks a row showing a cross request, the *Order Entry* window opens. The fields of the opened window are prefilled with the values of the selected cross request.

If an error occurs, an exception code is displayed in the message bar.

## Menu

Menu Bar	Item	Description	Short Cut
<u>W</u> indow	<u>S</u> ave Settings	Save the current settings.	Ctrl+S
	Clea <u>r</u> Settings	Clear the saved window settings.	
	<u>S</u> ort...	Open the <i>Sort Table</i> window.	
	<u>F</u> ind...	Open the <i>Find Table</i> window.	Ctrl+F
	<u>P</u> rint...	Open the <i>Print Table</i> window.	Ctrl+P
	<u>E</u> xport...	Open the <i>Export Table</i> window.	Ctrl+E
	Full <u>T</u> able Mode	Set the full table modus to display the list box content only.	F11
	<u>C</u> lose	Close the window without any further action.	Shift+F4
<u>S</u> elect	Instr/Grp/Prof...	Open the <i>Instrument/Group/Profile Selection</i> window.	F6
<u>T</u> rading	Add <u>O</u> der...	Open the <i>Order Entry</i> window.	
Column <u>s</u>	<u>D</u> elete	Delete the selected column(s) from the display.	
	<u>A</u> dd All	Restore the display of all columns.	Ctrl+U
	<u>S</u> elect...	Open the <i>Column Selection</i> window to determine which columns in a list box are visible.	
	Auto <u>f</u> it All	Resize all visible columns according to their content.	
<u>H</u> elp	<u>O</u> n this window...	Open the <i>Help</i> window.	F1

## Window

Quick Filter Field Group				
Identifier	Type	Description	Value / Syntax	CT
Exch	D	Exchange at which the instrument is being traded. The field is pre-filled with the logged-in exchange.	3 characters: alphanumeric.	
Profile	S	Select a profile as filter criterion.	Default.	
Instr	S	Select a single instrument as filter criterion.		
InstrGrp	S	Select an instrument group as filter criterion.		
Instrument field	EM	Profile ID,	max. 20 characters: alphanumeric and special,	*
		or Instrument short name,	or max. 5 characters: alphanumeric	*
		or Instrument Group ID,	or max. 4 characters: alphanumeric for Instrument Group ID.	*

Cross Request Overview List Box	
Column	Description
Instr	Instrument short name.
WKN	Wertpapierkennnummer.

---

Cross Request Overview List Box	
Column	Description
ISIN	International Security Identification Number.
LongName	Instrument long name.
Exch	Exchange at which the instrument is being traded.
Qty	Quantity of cross request.
Time	Time stamp of cross request.

## 4.1.6 Ticker Window

### Description

The *Ticker* window displays online internal and external trade price information for Xetra.

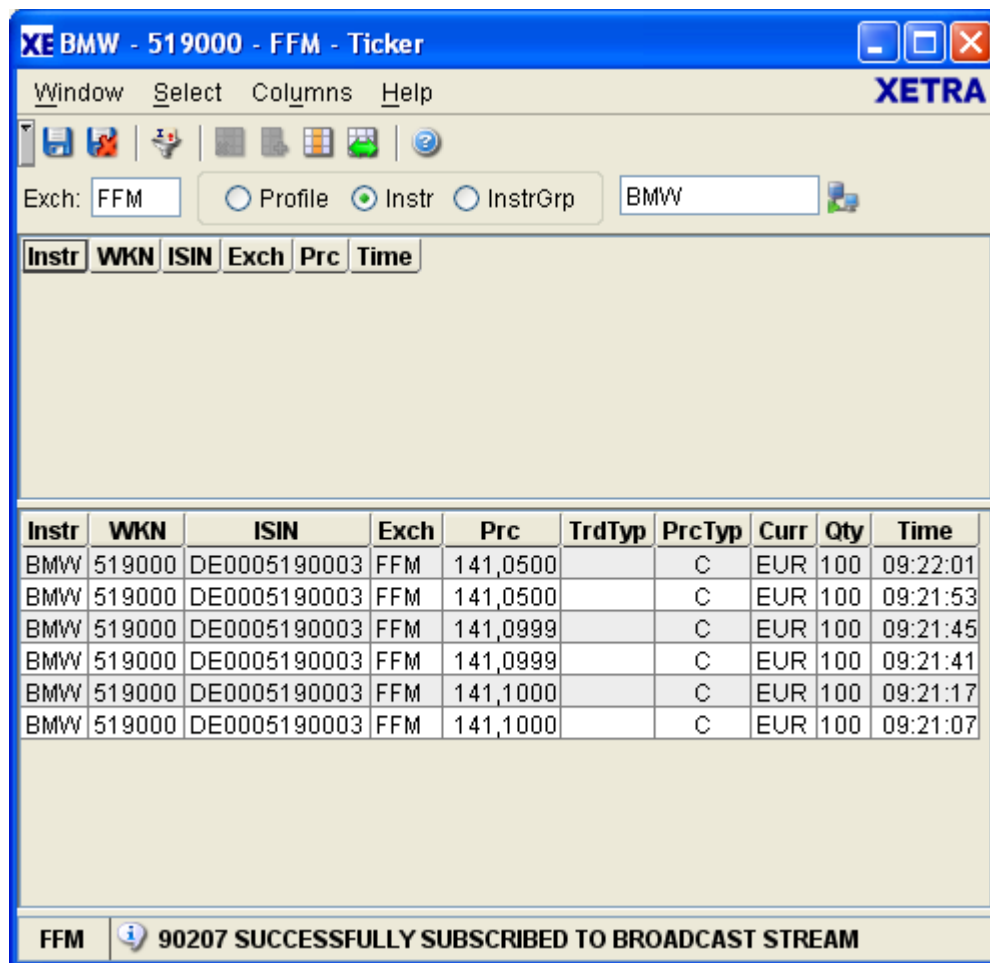


Figure 4.10: *Ticker* window.

### Functionality

The *Ticker* window starts to record trade prices as soon as it is opened and a filter criterion is specified. No inquiry can be made for historic information. The trade price information is updated continuously. In case of yield traded instruments the yield value is displayed instead of the price value. It does not perform any historical retrieval upon opening. Updates of trade prices are indicated by colors: first, the new price is highlighted by changing the background color for a couple of seconds, then the price information itself is displayed in different colors according to the current price trend (+, - or unchanged). The window is not updated upon log out from a certain exchange. The *Exch* column shows the exchange where the instrument is listed. Prices and indices of authorized exchanges are displayed as long as the trader is subscribed and actively connected.

The user can select the main filtering criterion in the *Quick Filter* field group. He can either choose a profile (the default profile will be displayed when choosing the profile radio button),



an instrument group, or an instrument. The *InstrGrp* radio button in the *QuickFilter* field group is disabled if the user is logged into the Xetra Frankfurt 2 exchange.

The entry field *Exch* supports logged-in exchanges and "EXT". If the trader selects "Profile", an exchange can be optionally selected as an additional filter criterion. If no exchange is selected, all instruments of the profile are displayed (these could be internal or external ones). If an exchange is selected, only those instruments of the profile are displayed, that belong to the selected exchange.

If an instrument is selected the context menu contains all the instruments of the default profile. Before entering an instrument group or an instrument in the *Instrument* entry field, the user needs to specify the exchange.

External instruments can only be selected if the trader selects "EXT" in the *Exch* field. Clicking the *Enter* key applies the filter criteria.

There are two list boxes in the *Ticker* window:

- The *Indices* list box (top) only displays indices retrieved from the profile sorted according to this profile. If a profile contains instruments listed in an exchange the user is not logged into, those indices are not displayed. When the user logs into that exchange, the indices that have been selected with that exchange are automatically displayed and sorted in the list box. When the user logs out, those indices are removed from the list box.  
The *Indices* list box only updates the *Prc* and *Time* columns in the existing index row. No volume and currency is shown for any indices.  
In case EXT has been selected as exchange for an index, EXT is initially displayed in the *Exch* column as long as no tick has been received. The *Exch* is updated with the first tick and will be highlighted every time it changes.
- For the *Ticker* list box (bottom), the latest trade information for all instruments listed in the profile is always inserted at the top of the list.

Trade prices can be filtered using profiles. A mixture of different instrument types is supported within one profile and external instruments can be added.

OTC trades will not be displayed in this window.

## Menu

Menu Bar	Item	Description	Short Cut
<u>W</u> indow	<u>S</u> ave Settings	Save the current window settings.	Ctrl+S
	Clea <u>r</u> Settings	Clear the saved window settings.	
	<u>C</u> lose	Close the window without further action.	Shift+F4
<u>S</u> elect	Instr/Grp/Prof...	Open the <i>Instrument/Group/Profile Selection</i> window to select a profile	F6

Menu Bar	Item	Description	Short Cut
Columns	<u>D</u> delete	Delete the selected column(s) from the display.	
	<u>A</u> dd All	Restore the display of all columns	Ctrl+U
	<u>S</u> elect...	Open the <i>Column Selection</i> window to determine which columns in a list box are visible.	
	<u>A</u> utofit All	Resize all visible columns according to their content.	
<u>H</u> elp	<u>O</u> n this window...	Open the <i>Help</i> window.	F1

Quick Filter Field Group				
Identifier	Type	Description	Value / Syntax	CT
Exch	EM/EO	This <i>Exch</i> entry field's context menu includes the logged in exchange and "EXT".	3 characters: alphanumeric.	*
Profile	S	Select a profile as filter criterion.	Default.	
Instr	S	Select a single instrument as filter criterion.	Available.	
InstrGrp	S	Select an instrument group as filter criterion.	Available.	

Quick Filter Field Group				
Identifier	Type	Description	Value / Syntax	CT
Instrument field	EM	Instrument short name,	max. 5 characters: alphanumeric	
		or Wertpapierkennnummer,	or max. 9 characters: alphanumeric,	
		or ISIN.	or 12 characters: alphanumeric,	*
		or Instrument Group ID,	or max. 4 characters: alphanumeric for Instrument Group ID,	*
		or Profile ID.	or max. 20 characters: alphanumeric and special.	*

## Window

Indices List Box	
Column	Description
Instr	Index short name.
WKN	Wertpapierkennnummer.
ISIN	International Security Identification Number.
Exch	Xetra exchange where the index is listed.

Indices List Box	
Column	Description
Prc	Last trade price, plus visual cue (blue/red) indicating whether the price increased or decreased compared to the previously traded price.
Time	Time of the last calculation.

Ticker List Box	
Column	Description
Instr	Instrument short name.
WKN	Wertpapierkennnummer.
ISIN	International Security Identification Number.
Exch	Xetra exchange where the instrument is listed.
Prc	Last trade price
TrdTyp	Type of the trade (' ' for Xetra Price, XM for Xetra Midpoint, or XB for Xetra BEST).
PrcTyp	Indicator for the price type of a trade: 'O' Price from opening auction/opening IPO auction. 'A' Price from auction/intraday IPO auction/continuous auction. 'F' Price from closing auction. 'C' Price from continuous trading. 'V' Price from volatility interruption in continuous trading. 'U' Price from subscription period. 'S' Price from Special Auction; for Federal Bonds the Special Auction indicator is used for prices determined with Bundesbank participation. ' ' No specific price type.
Curr	Currency (trading currency for instruments listed per unit, denomination currency for instruments listed in percentage). Stays empty for all indices.
Qty	Quantity of the last trade. Stays empty for all indices.
Time	Time of the last trade.

## 4.1.7 Online Time and Sales Sheet

### Description

The *Online Time and Sales Sheet* window allows members to request basic trade information for all trade types, between all members, for the current business day and the previous four business days.

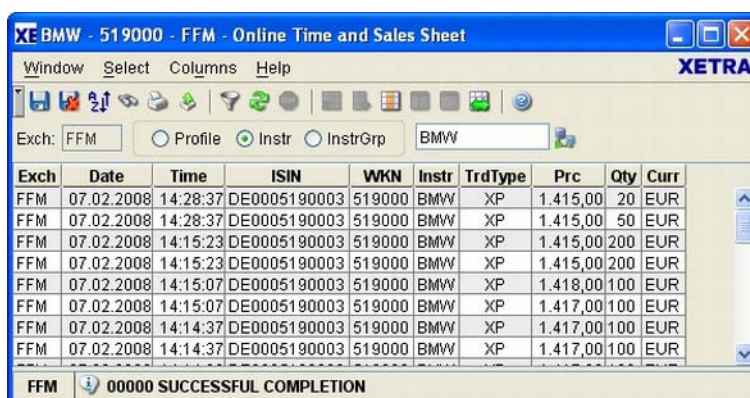


Figure 4.11: *Online Time and Sales Sheet* Window

### Functionality

The *Online Time and Sales Sheet* window is opened by clicking on the *Online Time and Sales Sheet* menu item within the *Order Market* main menu entry.

The *Online Time and Sales Sheet* window displays a manually updated overview of all trades executed for a specified profile, instrument group or instrument selection. The user can select the main filtering criterion in the *Quick Filter* field group. He can either choose a profile (the default profile will be displayed when choosing the profile radio button), an instrument group, or an instrument. The *Profile* and *InstrGrp* radio button in the *QuickFilter* field group is disabled if the user is logged into the Xetra Frankfurt 2 exchange. If an instrument is selected, the context menu contains the instruments of the static part of the default profile. Clicking the *Enter* key applies the filter criterion.

### Menu

Menu Bar	Item	Description	Shortcut
<u>W</u> indow	<u>S</u> ave Settings	Save the current settings	Ctrl+S
	Clea <u>r</u> Settings	Clear the saved window settings.	
	<u>S</u> ort...	Open the <i>Sort Table</i> window.	
	<u>F</u> ind...	Open the <i>Find Table</i> window.	Ctrl+F
	<u>P</u> rint...	Open the <i>Print Table</i> window.	Ctrl+P
	<u>E</u> xport...	Open the <i>Export Table</i> window.	Ctrl+E

Menu Bar	Item	Description	Shortcut
	Full <u>T</u> able Mode	Set the full table modus to display the list box content only.	F11
	<u>C</u> lose	Close the window without further action.	Shift+F4
<u>S</u> elect	<u>F</u> ilter...	Open the <i>Online Time and Sales Sheet Filter</i> window.	Ctrl+F3
	<u>R</u> eload	Refresh the trades in the list box.	Ctrl+F5
	<u>S</u> top	Allow the user to halt long running inquiries.	
Colum <u>n</u> s	<u>D</u> elete	Delete the selected column(s) from the display.	
	<u>A</u> dd All	Restore the display of all columns	Ctrl+U
	<u>S</u> elect...	Open the <i>Column Selection</i> window to determine which columns in a list box are visible.	
	<u>F</u> reeze	Freeze the selected columns in the list box.	
	<u>U</u> nfreeze All	Unfreeze all of the columns in the list box.	
	Au <u>t</u> ofit All	Resize all visible columns according to their content.	
<u>H</u> elp	<u>O</u> n this window...	Opens the <i>Help</i> window	F1

## Window

Quick Filter Field Group				
Identifier	Type	Description	Value / Syntax	CT
Exch	D	Exchange at which the instrument is being traded. The field is pre-filled with the logged-in exchange.	3 characters: alphanumeric.	
Profile	S	Select a profile as filter criterion.	Default.	
Instr	S	Select a single instrument as filter criterion.	Available.	
InstrGrp	S	Select an instrument group as filter criterion.	Available.	

Quick Filter Field Group				
Identifier	Type	Description	Value / Syntax	CT
Instrument field	EM	Instrument short name,	max. 5 characters: alphanumeric	*
		or Wertpapierkennnummer,	or max. 9 characters: alphanumeric,	*
		or ISIN.	or 12 characters: alphanumeric.	*
		or Instrument Group ID,	or max. 4 characters: alphanumeric for Instrument Group ID,	*
		or Profile ID.	or max. 20 characters: alphanumeric and special.	*

Online Time and Sales Sheet List Box	
Column	Description
Exch	Exchange.
Date	Trade date.
Time	Trade time.
ISIN	International Security Identification Number.
WKN	Wertpapierkennnummer.
Instr	Instrument Mnemonic.
TrdType	Type of the trade (XP for Xetra Price, XM for Xetra Midpoint, or XB for Xetra BEST).
Prc	Price of the trade.

Online Time and Sales Sheet List Box	
Column	Description
Qty	Quantity of the trade.
Curr	Currency.

Online Time and Sales Sheet Message Bar	
Mouse Usage	Description
DC-L	Open the <i>Online Time and Sales Sheet - Message Log</i> window.



## 4.1.8 Online Time and Sales Sheet Filter Window

### Description

The *Online Time and Sales Sheet Filter* window is used to specify filters when displaying trades in the *Online Time and Sales Sheet* window.



Figure 4.12: *Online Time and Sales Sheet Filter* window

### Functionality

This window is displayed as a result of selecting the *Filter...* item from the list of items under the *Select* menu item within the *Online Time and Sales Sheet* window:

The filter serves to restrict the number of trades that are to be displayed in the *Online Time and Sales Sheet* window. Users are given the option of selecting a profile, single instrument, or instrument group in addition to other optional filter parameters. The *Profile* and *InstrGrp* radio button in the *QuickFilter* field group is disabled if the user is logged into the Xetra Frankfurt 2 exchange.

All filter parameters entered are matched. Empty parameter fields are ignored.

The *Date* field is by default filled with the current business day. In case it is empty, the current business day will also be used as filter criterion. When inquiring for historic trade information, the *Date* field has to be filled with a business day, which is either the current business day or one of the previous four business days, irrespective of the trading calendar.

The *Time/Min* field defaults to 00:00, *Time/Max* defaults to 23:59:59. If a *Price/Min* is entered, but not *Price/Max*, all prices greater than or equal to *Price/Min* are accepted. If a *Price/Max* is entered, but not *Price/Min*, all prices less than or equal to *Price/Max* are accepted.

Only prices that are multiples of the corresponding tick size are permitted in the *Price/Min* and *Price/Max* fields, all other numbers are considered invalid, indicated by highlighting the field. Prices displayed in the context menu may not be based on invalid prices.

The *TrdType* field is an editable field accepting the values "XP" (Xetra Price), "XM" (Xetra Midpoint) and "XB" (Xetra BEST).

After clicking *Submit* or *Apply* button, the *Online Time and Sales Sheet* window displays the filtered data. As soon as a profile, single instrument, or instrument group is specified in the *Online Time and Sales Sheet* window, filtering is disabled. The *Filter* window retains its settings until the *Online Time and Sales Sheet* window is closed. The associated filter settings

may be saved using the *Save Settings* menu item in the *Online Time and Sales Sheet* window.

If an error occurs, an exception code is displayed in the message bar.

The tables below describe the functions associated with the menu bar, fields, and buttons of the *Online Time and Sales Sheet Filter...* window:

## Menu

Menu Bar	Item	Description	Short
<u>W</u> indow	<u>C</u> lose	Close this window without any further action.	Shift+F4
<u>S</u> elect	I <u>n</u> st/Gr <u>p</u> /Pro <u>f</u> ...	Open the <i>Instrument /Group /Profile Selection</i> window.	F6
<u>H</u> elp	<u>O</u> n this window...	Open the <i>Help</i> window.	F1

Quick Filter Field Group				
Identifier	Type	Description	Value / Syntax	CT
Exch	D	Exchange at which the instrument is being traded. The field is pre-filled with the logged-in exchange.	3 characters: alphanumeric.	
Profile	S	Select the default profile as filter criterion. The <i>Instrument</i> field displays the name of the default profile.	Default.	
Instr	S	Select a single instrument as filter criterion. The <i>Instrument</i> field is enabled and mandatory.		
InstrGrp	S	Select an instrument group as filter criterion. The <i>Instrument</i> field is enabled and mandatory.		

Quick Filter Field Group				
Identifier	Type	Description	Value / Syntax	CT
Instrument field	EM	Instrument short name,	max. 5 characters: alphanumeric	
		or Wertpapierkennnummer,	or max. 9 characters: alphanumeric,	
		or ISIN.	or 12 characters: alphanumeric,	*
		or Instrument Group ID,	or max. 4 characters: alphanumeric for Instrument Group ID,	*
		or Profile ID.	or max. 20 characters: alphanumeric and special.	*

## Window

Online Time and Sales Sheet Filter Field Group				
Identifier	Type	Description	Value/Syntax	CT
Date	EM	Pop-up list allowing the user to select the business date (the current plus last four business days are displayed) for the inquiry.		*
TrdType	EO	This field has the following allowable values: Trade type ('Xetra Trade', 'Xetra Midpoint', 'Xetra BEST Trade').	XP, XM, XB	*

Online Time and Sales Sheet Filter Field Group				
Identifier	Type	Description	Value/Syntax	CT
Time/Min	EO	Start value of the chosen time frame (format HH:MM).	HH:MM:SS	*
Time/Max	EO	End value of the chosen time frame (format HH:MM:SS).	format HH:MM:SS	*
Price/Min	EO	Start value of the chosen price frame.		*
Price/Max	EO	End value of the chosen price frame.		*

Filter Buttons	
Identifier	Description
<u>O</u> K	Submit the entries to the <i>Online Time and Sales Sheet</i> window and closes the <i>Filter</i> window.
A <u>p</u> ply	Submit the entries to the <i>Online Time and Sales Sheet</i> window but does not close the <i>Filter</i> window.
<u>C</u> ancel	Cancel any changes and closes the window without modification.

Filter Message Bar	
Mouse Usage	Description
DC-L	Open the <i>Filter - Message Log</i> window.

## 4.2 Trading

### 4.2.1 Fast Order Entry Window

#### Description

The *Fast Order Entry* window allows the user to enter a new order.



Figure 4.13: *Fast Order Entry* window.

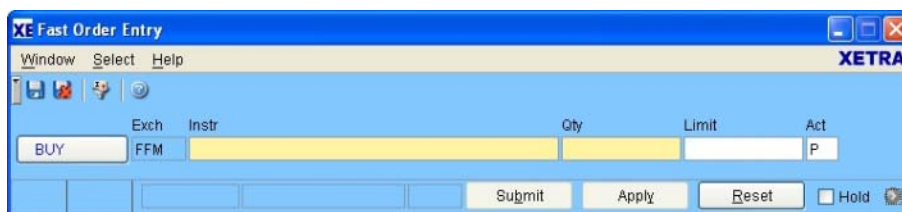


Figure 4.14: *Fast Order Entry* window reduced layout.

#### Functionality

The *Fast Order Entry* window as well as the stand-by default *Message Log* window and *Xetra J-Trader* window open simultaneously (if the resource access levels are applicable) after the login to the *Xetra Trading System* has been executed successfully.

The *Fast Order Entry* window displays fields which allow the trader to enter a new order. The *Exch* field is pre-filled with the logged-in exchange. The *Submit* button and *Apply* button remain disabled until all mandatory entry fields are filled in the correct format. Mandatory fields are *B/S*, *Instr*, *Qty*, and *Act*.

Only the instruments of the static part of the default profile are displayed in the context menu in the *Instr* entry field.

The window's fields are either pre-filled by clicking on the fields *BidQty*, *BidCnt*, *POwnBidQty*, *BidYld*, *Bid*, *AskQty*, *AskCnt*, *AskYld*, *Ask* or *POwnAskQty* in the *Order Instrument Overview*, the *Order Instrument Full Overview*, and the *Order Market Overview* windows. In that case the *Exch*, *Instr*, *Qty* and *Limit* fields on the *Fast Order Entry* window are filled.

If multiple cells are selected the *Qty* field is set to the accumulated quantity, the *Limit* to the price of the order at the lowest position in the order book and the *AvgPrc* is filled. If another instrument is selected, the values of *ExR*, *Act*, *Text* and *MIOrdNo* are kept, the fields *OrdT*, *StpLimit* and *TrR* are cleared, the *Validity* field is set to default and if the trader is a senior trader, the *OnBehalf* field is set to his own ID. The *Buy / Sell* toggle button is automatically set in such a way as to match the selected limit. Nevertheless, this button can still be used to specify a buy or sell order.

In case of instruments traded on yield basis the entry fields *Limit* and *StpLimit* as well as the display only field *Average Price* contain the yield value.

If the *Fast Order Entry* window fields are pre-filled by clicking on the field *Surplus* of the *Order Market Overview* window during the pre-order book balancing phase, the window is filled as an accept surplus order and the *Act* field is defaulted to 'D'/'Q'/'I' according to the trading model of the instrument. During the order book balancing phase the account type stays unchanged if the current value is 'A' or 'P', otherwise it is set to the default account type. If the trader is an agent or a proprietary trader, the default account type is agent (A) or proprietary trader (P), respectively. If the trader is both an agent and a proprietary trader, then the default value is proprietary trader (P). The default value for the *Validity* field is the current business day. These values and other field entries can be modified to create a new order entry.

The *Buy/Sell* toggle button defines whether the order is a sell or buy order and the background color of the window (blue for buy orders, red for sell orders - according to the font color of the button).

The *Qty* field can be filled via a context menu, which provides valid quantities for the entered instrument. Quantities entered must comply with the following rule: the quantity entered has to be equal to or greater than the Minimum Order Size and equal to or a multiple of the Minimum Tradable Unit.

The *Fast Order Entry* window supports the entry of iceberg orders. If the order type "I" is selected the *PeakQty* field and the *Limit* field need to be filled with a valid value, otherwise the *Submit* and *Apply* buttons are disabled.

The order limit must be a multiple of the tick size. In addition, it is checked that the order value does not exceed the maximum order value of the user:

- The value of limit or hidden buy orders or iceberg orders is calculated by multiplying the (overall) order quantity with the limit.
- For market orders, limit or hidden sell orders and market-to-limit orders the reference price is multiplied with the order quantity.
- For discretionary orders the order value is calculated by multiplying the order quantity with the discretionary limit (which is derived from the actual order limit and the addition/subtraction of the discretionary range).
- For midpoint orders the order value is calculated by multiplying the midpoint order quantity with the midpoint reference price (last price).
- The entry of midpoint orders must satisfy the minimum midpoint order value defined by the exchange.

If the *Limit* is empty when the order is entered the order type will be automatically set to 'M' (market order), and the order will be submitted as a market order. If the *Limit* field is filled and the order type is not explicitly selected, a limit order is assumed and the order type is set to 'L'. Market-to-limit orders ("T"), midpoint orders ("P"), discretionary orders ("D"), hidden orders ("H") and iceberg orders ("I") have to be explicitly selected. For the continuous auction trading model, market-to-limit orders, hidden orders and iceberg orders are not available. The midpoint orders, the discretionary orders and the hidden orders are only valid for instruments of the trading model continuous trading.

The *Validity* will be checked to ensure that the date entered is later than or equal to the current business date but not later than 360 calendar days including the current business date. If GFD (Good-For-Day) is entered or the field is left blank, the order will be submitted with the current business date. If GTC (Good-Till-Cancelled) is entered, the order is valid until the maximum possible date (not later than 360 calendar days including the current business day).

Execution restrictions with the values FOK and IOC can only be entered with an order during continuous trading or during pre-order book balancing or order book balancing, except for discretionary orders and hidden orders. During all other trading phases orders with these execution restrictions will be rejected. An order entered with these execution restrictions and a trading restriction other than 'SU' or blank will be rejected as invalid. Execution restrictions with the values FOK or IOC for orders of instruments traded in the continuous auction trading model are not allowed.

Orders with the execution restriction STP (stop order) can be entered independently of the current trading phase from start pre-trading until end of post-trading. In this case, the *StopLimit* field needs to be filled. The entered value for the stop limit is checked to ensure that the price restrictions for bid and ask stop orders are followed and the stop limit is a multiple of the tick size. If the stop limit is lower (for buy orders) or higher (for sell orders) than the reference price, the order cannot be entered and an error message is displayed. In case of yield traded instruments the *StopLimit* field as well as the reference price contain a yield value. Therefore the stop limit has to be lower (for buy orders) respectively higher (for sell orders) than the reference price in that case. Stop orders with discretionary range or hidden stop orders are not supported.

Orders with the execution restriction BOC can only be entered as limit order. No trading restrictions are allowed. BOC orders are deleted when an auction or a volatility interruption is triggered. During the auction and the volatility interruption, incoming BOC orders are rejected. BOC orders can be entered during Continuous Trading. It will be ensured that BOC orders are always passive with respect to executions, i.e. they are only stored in the order book if no immediate execution against visible orders is possible. Otherwise incoming BOC orders will be rejected. If the incoming order with BOC execution restriction can be executed against hidden orders only, it will be executed and any remaining order quantity will be stored in the order book.

The strike match order is offered as execution restriction SMO and is an order with two limits that is applicable only during closing auctions of the continuous trading trading model, but not for basis instruments. It can be entered as market order and as limit order. For the market order the first limit is empty. For the limit order the first limit is identical with the limit of a regular limit order. The second limit allows defining a minimum price for a buy market or limit order and a maximum price for a sell market or limit order. The second limit does not have an influence on the priority of the order. A strike match order can only be entered in combination with the trading restriction Closing Auction. They are not considered during volatility interruptions. All unexecuted strike match orders are deleted after the closing auction.

For iceberg orders, the total quantity of the order entered is used to compare it to the minimum order size. The minimum iceberg order quantity is used as a starting position for the quantity context menu. In case the total quantity is less than the minimum order size, the order is rejected. Also, it is validated that in case of an iceberg order the overall quantity must be a multiple of the round lot size and the overall quantity is at most 'x' times the peak quantity. The factor 'x' is configurable by the exchange.

The hidden order is equal to a normal limit order, whereas the order is not visible to other market participants. Every hidden order has to satisfy the minimum hidden order value which is checked only against the reference price, also after a modification, otherwise it will be rejected.

The midpoint order is completely hidden (hidden limit and hidden volume) and not disclosed for the market. It does only interact with other midpoint orders and not with orders of the Xetra open order book. The midpoint order price is rounded to three decimals. A minimum acceptable quantity can be entered, that has to be multiple of the minimum tradable unit and the round lot quantity and has to be smaller or equal to the order quantity. The minimum acceptable quantity can be entered together with the execution restriction IOC, but not with FOK or SMO. The execution may also be performed on base of external reference prices from external reference market and not from Xetra order book) if a different RefMkt is defined as the instruments' market where it is set up. An execution in Xetra is possible between end of pre-trading and start of post-trading, despite if the instrument runs in Xetra into a vola/auction, for example. The execution is mainly dependent on the reference markets' trading phase. If this is in trade, the execution in Xetra is always possible during the pre-defined time slot.

The discretionary range must be entered as an additional optional limit, if *OrdTyp* 'D' is selected. Then the *StopLimit* field and the identifier switch to the *DiscRng* field and the identifier. It enhances the normal limit order by a second parameter, that is hidden and not visible for other market participants. The discretionary range must be positive for a buy order and negative for a sell order. It is the amount which is either added (buy orders) or subtracted (sell orders) from the visible order limit and used for matching.

Orders can only be entered as persistent orders.

If the maximum daily price movement functionality is switched on for the instrument it leads to a rejection of an incoming buy or sell order if the order limit is outside the price corridor. If an order is modified so that it would be outside the barrier price range, the order modification is rejected. In batch the orders are deleted which violate the barrier price range for the next business day.

Market orders and market-to-limit orders are only allowed with the execution restriction FOK and IOC. Market orders and market-to-limit orders without this restriction are rejected. Stop limit orders with a limit (not the stop limit) outside the price range are rejected or deleted analogous to regular orders.

Stop market orders are only processed with execution restriction IOC after being triggered. Stop market orders without this restriction are rejected.

The discretionary order limits are checked against the barrier price range including the discretionary range.

In case the price range was changed intraday for an instrument it is possible that trades are generated, which are not in the barrier price range. One possible scenario is that e.g. a market order enters the order book and matches a remaining limit order which is outside the barrier price range. Here the trade price can be outside the new price range.

Is a stop order entered before the intraday update of the price range parameters and the stop order is triggered after the change with a limit which is outside the barrier price range, it creates a trade price outside the new price range.

The *OnBehalf* field enables a senior trader to enter an order on behalf of a trader in his subgroup. This field will default to the initiator's ID and will only be modifiable for senior traders.



After clicking the *Submit* button the order is submitted and the fields *Instr*, *Qty*, *Limit*, *OrdT*, *AvgPrc*, *StopLimit/DiscRng*, *TrR*, *PeakQty/MinAccQty* and *Curr* are cleared and the data of all other fields is kept. The values IOC or FOK of the *ExR* field will not be cleared out when the *Submit* button is clicked. After clicking the *Apply* button, the data of all fields in the *Fast Order Entry* window is kept and the order number will be shown in the *OrderNo* display field. If the limit is outside the price reasonability check range, it can still be entered by clicking the *Submit* or *Apply* button a second time (there is no price reasonability check for instruments traded in continuous auction ). Clicking the *Reset* button resets the fields of the *Fast Order Entry* window back to the saved settings except for the fields *Limit*, *Qty*, *StopLimit/DiscRng*, *PeakQty/MinAccQty* and *AvgPrc*. In order to prevent unconscious usage of the *OnBehalf* field, this field is not supported by the save settings functionality and will be reset to the own user ID.

The context menu for the trading restriction field displays the allowed trading restrictions based on the trading model of the selected instrument:

- for instruments traded in continuous trading, only the trading restrictions MT, MA, EA, AU, OA, CA, and SU are allowed, except for midpoint and hidden orders
- for instruments traded in the one-auction only trading model, only the trading restrictions AU and SU are valid,
- for instruments traded in the multiple auction trading model, only the trading restrictions AU, SU, OA, and CA are valid,
- for instruments traded in the continuous auction a new trading restriction Special Auction 'SA' is valid.

If no instrument is selected, the trading restriction context menu will be empty.

Further checks executed by the system:

- instrument state,
- member and user resource access level,
- instrument assignment,
- member assignment for the currency
- rights during the (pre-) order book balancing phases (account and quotation license),
- trading restriction 'accept surplus' is set in any of the order book balancing phase,
- price reasonability (not for IPO),
- the price is validated against the tick size,
- order type is validated according to the instrument reference data,

- stop orders are not allowed for instruments with a quote book indicator 'Y',
- validity date:
  - entered date is later or equal to the current business date,
  - entered date does not exceed 360 calendar days including the current business date,
- entry of an order with the trading restriction 'OA' and the current business date is not possible after the opening auction took place,
- entry of an order with the trading restriction 'CA' and the current business date is not possible after the intra-day closing auction took place,
- entry of an order with the trading restriction 'MT', 'MA' is not allowed after the main trading phase<sup>1</sup> has ended and if the validity is GFD,
- execution restrictions:
  - FOK and IOC are only possible during continuous trading or (pre-) order book balancing,
  - BOC orders are deleted, when an auction or a volatility interruption is triggered. During the auction and the volatility interruption, incoming BOC orders are rejected,
  - strike match orders are only applicable for the closing auction for instruments traded in the continuous trading trading model, they are deleted, when a volatility interruption is triggered,
  - during (pre-)order book balancing, only FOK and IOC orders are allowed,
  - FOK and IOC orders during continuous trading have to be round lots only,
  - only FOK and IOC orders are allowed for instruments with a quote book indicator 'Y',
  - only STP are allowed for instruments traded in the continuous auction trading model
- trading restrictions:
  - the trading restriction 'SU' is only allowed during the (pre-)order book balancing phase,
  - the trading restriction 'EA' is only allowed if an end-of-day auction is scheduled for the respective instrument,
  - only the trading restriction 'MT' is allowed for stop orders, market-to-limit and discretionary orders.
- only orders can be submitted, which have a quantity equal to or greater than the minimum order size,
- order is validated if netting is allowed for the member,
- for the continuous auction trading model only account types A and P are allowed.

For instruments where either a Liquidity Manager or Designated Sponsor is available, the *Fast Order Entry* window also allows entering a quote request. The *QR* button is enabled if at

1. The main trading phase is the phase from the start of the opening auction until the end of the intra-day closing auction

least an instrument with a Designated Sponsor or a Liquidity Manager and a quantity has been entered. A Designated Sponsor or Liquidity Manager cannot enter a quote request for the instruments he quotes. Quote requests can only be entered for instruments for which a Designated Sponsor/Liquidity Manager is available. After clicking the *QR* button, a quote request for buy and sell is sent to the Designated Sponsor/Liquidity Manager of the instrument. A quote request cannot be entered for instruments that are traded in the continuous auction trading model ("X"). The entries in the fields of the *Fast Order Entry* window are kept. A message is displayed in the message bar that the quote request was successfully sent.

New orders for instruments traded in the continuous auction trading model entered during the freeze phase are stored in the locked stock. For details on locked stock, please refer to the Glossary section.

An order can be submitted as a held order by selecting the *Hold* checkbox in the lower right hand side of the window. Thus, the order is not sent to the Xetra back end, and only appears as a held order in the *Own Order Overview* on the front end. None of the above mentioned checks will be performed for orders entered on hold. This held order can be released or deleted as any other held order. When releasing a held order all validations described for order entry are made.

The "<" button switches to another layout of the *Fast Order Entry* window. This reduced layout only displays the most important entry fields: *Buy/Sell*, *Exch*, *Instr*, *Qty*, *Limit*, *Act*, the *Hold* checkbox and the complete status line.

Also the following fields are cleared after reducing the *Fast Order Entry* window: *OrdT*, *StopLimit/DiscRng*, *PeakQty/MinAccQty*. Value in *OrdT* derives from the entry of the limit: "M" if limit field is empty, "L" if limit field is filled. Instead the following fields are kept from the hidden part of the *Fast Order Entry* window: *ExR*, *TrR*, *Validity*, *Text*, *MIOrdNo*. Only "IOC" and "FOK" are kept as valid entries in *ExR* field. "STP" is cleared if *Fast Order Entry* window is reduced. *OnBehalf* field value is taken from Login.

Clicking the ">" button on the reduced layout switches back to the default layout.

## Menu

Menu Bar	Item	Description	Short Cut
<u>W</u> indow	<u>S</u> ave Settings	Save the current window settings.	Ctrl+S
	Clea <u>r</u> Settings	Clear the saved window settings.	
<u>S</u> elect	<u>I</u> nstrument...	Open the <i>Instrument / Group / Profile Selection</i> window. Only a single instrument is selectable.	F6
<u>H</u> elp	<u>O</u> n this window...	Open the <i>Help</i> window.	F1

## Window

Fast Order Entry Field Group				
Identifier	Type	Description	Value / Syntax	CT
Exch	D	Exchange at which the instrument is being traded. The field is pre-filled with the logged-in exchange.	max. 3 characters: alphanumeric.	
Instr	EM	Instrument short name,	max. 5 characters: alphanumeric, and special, first alpha	*
		or Wertpapierkennnummer,	or max. 9 characters: alphanumeric	*
		or ISIN.	or 12 characters: alphanumeric.	*
Qty	EM	Quantity of the order. The minimum iceberg order quantity is used as a starting position for the quantity context menu.	max. 12 digits, numeric (max. 9 digits and max. 3 decimals). Note: However the display depends on the minimal tradable unit of an instrument. H enters 100 or 2 zeros, if there was another number entered. T enters 1000 or 3 zeros, if there was another number entered. M enters 1000000 or 6 zeros, if there was another number entered.	*

Fast Order Entry Field Group				
Identifier	Type	Description	Value / Syntax	CT
Limit	EO/ EM	Limit of the order. The order is entered as a market order if this field is left blank. It is a mandatory field for limit and iceberg orders. For yield traded instruments a yield value has to be entered.	Numeric, max. 9 digits, incl. 3 decimals (equities, warrants, and basis instruments) and 5 decimals for bonds. H enters 100 or 2 zeros, if there was another number entered. T enters 1000 or 3 zeros, if there was another number entered.	*
OrdT	EO	Type of the order:  Market order, Limit order, Market-to-limit order, Midpoint order, Discretionary order, Hidden order Iceberg order.	1 character: alphanumeric M, L, T, P, D, H I.	*

Fast Order Entry Field Group				
Identifier	Type	Description	Value / Syntax	CT
ExR	EO/ D/ EM	<p>Execution restriction:</p> <p>Fill-Or-Kill, Immediate-Or-Cancel, Stop Orders Book-or-Cancel, Strike Match Orders.</p> <p>FOK or IOC is mandatory in the (P)OBB phase for accepting surplus orders. For SMO only trading restriction Closing Auction is allowed (not for basis instruments). (Disabled for iceberg, discretionary and hidden orders.)</p>	max. 3 characters: alphanumeric; FOK, IOC, STP, BOC, SMO.	*
TrR	EO/ D	<p>Trading restriction:</p> <p>Main Trading Phase only, Auctions in Main Trading Phase only, Auction only, Opening Auction only, Closing Auction only, End-of-day Auction only, Special Auction only, Surplus. (Disabled for hidden orders.)</p>	2 characters: alphanumeric; MT, MA, AU, OA, CA, EA, SA, SU.	*
Act	EM	<p>Account type:</p> <p>Agent, Proprietary, Designated Sponsor, Liquidity Manager, Issuer, Liquidity Provider.</p>	1 character: alphanumeric; A, P, D, Q, I, L.	*
Validity	EO	<p>Validity date of the order; the default date is the current business date. GTC (Good-Till-Cancelled) or GFD (Good-For-Day).</p>	max. 10 digits, GTC or GFD Value/Syntax depends on date/number format chosen.	*



Fast Order Entry Field Group				
Identifier	Type	Description	Value / Syntax	CT
Text <sup>1</sup>	EO	Free format text field for members' internal use.	max. 12 characters: alphanumeric and special characters.	*
MIOrdNo <sup>1</sup>	EO	Member internal order number.	max. 16 characters: alphanumeric and special characters.	*
StopLimit/ DiscRng/ 2ndLimit	D/ EM	<p>Stop limit is a mandatory field, if the execution restriction STP is selected. For yield traded instruments a yield value has to be entered.</p> <p>If the <i>OrdTyp</i> D is selected, the stop limit field and the identifier switches to the mandatory discretionary range field.</p> <p>+ for buy orders - for sell orders</p> <p>If ExecRes SMO is selected, the field and the identifier switch to the 2ndLimit field and identifier (not for basis instruments).</p>	<p>Numeric, max. 9 digits: incl. 3 decimals, (basis instruments, equities and warrants) and 5 decimals for Bonds.</p> <p>H enters 100 or 2 zeros, if there was another number entered.</p> <p>T enters 1000 or 3 zeros, if there was another number entered.</p>	*

Fast Order Entry Field Group				
Identifier	Type	Description	Value / Syntax	CT
PeakQty/ MinAccQty	D/ EM	Peak quantity is a mandatory field for iceberg orders. If the <i>OrdTyp</i> P is selected, the peak quantity and the identifier switches to the optional minimum acceptable quantity field.	max. 12 digits, numeric (max. 9 digits and max. 3 decimals). Note: However the display depends on the minimal tradable unit of an instrument. If there was another number entered: H enters 100 or 2 zeros, T enters 1000 or 3 zeros, and M enters 1000000 or 6 zeros.	*
OnBehalf	D/ EM	Trader ID of the trader the user is acting on behalf of. This field is enabled only when the trader is a senior trader.	max. 6 characters: alphanumeric.	
OrderNo	D	Exchange order number.		
AvgPrc	D	Volume weighted indicative average price based on selected orders on the <i>Order Market Overview</i> , <i>Order Instrument Overview</i> or <i>Order Instrument Full Overview</i> window. For yield traded instruments a yield value is displayed.	The minimum number of decimals is defined by the instrument itself. Further decimals are only shown, if the value differs from '0'. Max number of decimals in general is 5.	
Curr field	D	Currency (trading currency for instruments listed per unit, denomination currency for instruments listed in percentage).		



1. Note for following fields: Text, MIOrdNo:

In the *Preferences* window a value for *Text* and/or *MIOrdNo* can be defined. Only the context menu of the *Text* field displays the specified values.

Buttons	
Identifier	Description
Buy/Sell	Buy or Sell status of the order.
<u>Q</u> R	Send a quote request without closing the window and keeping the entered data.
<u>S</u> ubmit	Submit the order to Xetra and clear the entry fields: <i>Instr</i> , <i>Qty</i> , <i>Limit</i> , <i>OrdT</i> , <i>TrR</i> , <i>StopLimit</i> , <i>PeakQty</i> and value STP of the <i>ExR</i> field. The values IOC or FOK of the <i>ExR</i> field are not cleared out. Also resets all the remaining fields to the content saved via the <i>Save Settings</i> function, except the <i>OnBehalf</i> and the <i>Validity</i> field. The <i>OnBehalf</i> field is reset to the trader's own ID and the <i>Validity</i> field is reset to the current business day if the saved validity day has already passed.
<u>A</u> pply	Submit the order to Xetra and keep the entered data.
<u>R</u> eset	Clears the fields <i>Limit</i> , <i>Qty</i> , <i>AvgPrc</i> , <i>StopLimit</i> and <i>OrdNo</i> fields and resets all fields to the content saved via the <i>Save Settings</i> function, except the <i>OnBehalf</i> and the <i>Validity</i> field. The <i>OnBehalf</i> field is reset to the trader's own ID and the <i>Validity</i> field is reset to the current business day if the saved validity day has already passed.
	Switch to the reduced window layout.
	Switch back to the default window layout.

Hold Checkbox	
Identifier	Description
Hold	Enter a held order.

## 4.2.2 Order Entry Window

**Description** The *Order Entry* window allows the trader to enter a new order.

The screenshot shows the 'XETRA BMW - 519000 - FFM - Order Entry' window. It features a menu bar with 'Window', 'Select', and 'Help'. Below the menu is a toolbar with icons for file operations and a 'BUY' button. The main area contains fields for order details: 'Exch:' (FFM), 'Instr:' (BMW), 'Limit:' (empty), 'ExecRes:' (empty), 'Act:' (P), 'Text:' (empty), 'StopLimit:' (empty), 'OnBehalf:' (ATR004), 'OrderNo:' (empty), 'Curr:' (EU), 'Qty:' (empty), 'OrdTyp:' (empty), 'TrdRes:' (empty), 'Validity:' (07), 'MIOrdNo:' (empty), 'Hold:' (checkbox), and 'ExecID:' (empty). A 'QR' button is located at the top right. A table on the right lists order types with their values and descriptions.

Value	Description
M	Market
L	Limit
I	Iceberg
T	MTL
P	Midpoint
D	Discretionary
H	Hidden

At the bottom are 'Submit', 'Apply', and 'Cancel' buttons.

Figure 4.15: *Order Entry* window.

The screenshot shows the 'XETRA BMW - 519000 - FFM - Order Entry' window. It has a menu bar with 'Window', 'Select', and 'Help'. Below the menu is a toolbar with icons for file operations and a 'BUY' button. The main area contains a grid of input fields: 'Exch' (FFM), 'Curr' (EUR), 'Instr' (BMW), 'Qty' (1.000), 'Limit' (1.415,000), 'OrdTyp' (P), 'ExecRes' (empty), 'TrdRes' (empty), 'Act' (A), 'Validity' (13.02.2008), 'Text' (empty), 'MIOrdNo' (empty), 'StopLimit' (empty), 'MinAccQty' (500), 'OnBehalf' (ATR001), 'ExecID' (empty), 'OrderNo' (empty), and 'Hold' (checkbox). At the bottom are 'Submit', 'Apply', and 'Cancel' buttons.

Figure 4.16: *Order Entry* window displays a midpoint order with a filled *MinAccQty*.

## Functionality

The *Order Entry* window displays fields to allow the trader to enter a new order. The *Exch* field is pre-filled with the logged-in exchange. The *Submit* button and *Apply* button remain disabled until all mandatory entry fields for the selected order type are filled in the correct format.

The *Buy/Sell* toggle button defines if the order is a sell or buy order and the background color of the window (blue for buy orders, red for sell orders - according to the font color of the button).

Only the instruments of the static part of the default profile are displayed in the context menu in the *Instr* entry field.

The content of the window fields depends on the user interaction with other windows (e.g. the *Order Market Overview* window or the *Order Instrument Overview* window).

The order limit must be a multiple of the tick size. If the *Limit* is empty when the order is entered, the order will be submitted as a market order. If the *Limit* field is filled and the order type is not explicitly selected a limit order is assumed and the order type is set to 'L'. Market-to-limit orders ('T'), midpoint orders ('P'), discretionary orders ('D'), hidden orders ('H') or iceberg orders ('I') have to be explicitly selected. For the continuous auction trading model, market-to-limit orders, hidden orders and iceberg orders are not available. The midpoint orders, hidden orders and the discretionary orders are only valid for instruments of the trading model continuous trading.

In case of a stop order ('STP' in the *ExecRes* field), the order limit has to be within a certain price reasonability range based on the last price. This check does not apply for instruments traded in the continuous auction trading model. For stop orders and market-to-limit ('T') orders only the trading restrictions 'MT' and blank will be accepted by the system. In case of yield traded instruments the *Limit* contains the yield value.

The validity will be checked to ensure that the date entered is later than or equal to the current business date, but not later than 360 days including the current business day. If no value is entered, the validity date will be by default the current business date. If the validity 'GFD' (Good-For-Day) is entered, the order is valid only on the current business day. If the validity 'GTC' (Good-Till-Cancelled) is entered, the order is valid for 360 days including the current business day.

Execution restrictions with the values FOK and IOC can only be entered during continuous trading or during (pre-) order book balancing phase (accept surplus) with the trading restriction 'SU', except for discretionary orders and hidden orders. During all other trading phases, orders with these execution restrictions will be rejected. Execution restrictions with the values FOK or IOC for orders of instruments traded in the continuous auction trading model are not allowed.

Orders with the execution restriction STP (stop order) can be entered independent of the current trading phase from the start of pre-trading until the end of post-trading with the exception of (pre-) order book balancing. In this case the stop limit field must be filled. The value entered for the stop limit is checked to ensure that the price restrictions for bid and ask stop orders are followed and the stop limit is a multiple of the tick size. If the stop limit is lower (for buy orders) or higher (for sell orders) than the reference price, the order cannot be entered and an error message is displayed. In case of yield traded instruments the *StopLimit* field as well as the reference price contain a yield value. Therefore the stop limit has to be lower (for buy orders) respectively higher (for sell orders) than the reference price in that case. Stop orders with discretionary range or hidden stop orders are not supported.

Orders with the execution restriction BOC can only be entered as limit order. No trading restrictions are allowed. BOC orders are deleted when an auction or a volatility interruption is triggered. During the auction and the volatility interruption, incoming BOC orders are rejected. BOC orders can be entered during Continuous Trading. It will be ensured that BOC orders are always passive with respect to executions, i.e. they are only stored in the order book if no immediate execution against visible orders is possible. Otherwise incoming BOC orders will be rejected. If the incoming order with BOC execution restriction can be executed against hidden orders only, it will be executed and any remaining order quantity will be stored in the order book.

The strike match order is offered as execution restriction SMO and is an order with two limits that is applicable only during closing auctions of the continuous trading trading model, but not for basis instruments. It can be entered as market order and as limit order. For the market order the first limit is empty. For the limit order the first limit is identical with the limit of a regular limit order. The second limit allows defining a minimum price for a buy market or limit order and a maximum price for a sell market or limit order. The second limit does not have an influence on the priority of the order. A strike match order can only be entered in combination with the trading restriction Closing Auction. They are not considered during volatility interruptions. All unexecuted strike match orders are deleted after an auction.

The midpoint order is completely hidden (hidden limit and hidden volume) and not disclosed for the market. It does only interact with other midpoint orders and not with orders of the Xetra open order book. The midpoint order price is rounded to three decimals. A minimum acceptable quantity can be entered, that has to be multiple of the minimum tradable unit and the round lot quantity and has to be smaller or equal to the order quantity. The minimum acceptable quantity can be entered together with the execution restriction IOC, but not with FOK. The execution may also be performed on base of external reference prices (prices from

external reference market and not from Xetra order book) if a different RefMkt is defined as the instruments' market where it is set up. An execution in Xetra is possible between end of pre-trading and start of post-trading, despite if the instrument runs in Xetra into a vola/auction, for example. The execution is mainly dependent on the reference markets' trading phase. If this is in trade, the execution in Xetra is always possible during the pre-defined time slot.

The discretionary range must be entered as an additional optional limit, if *OrdTyp* 'D' is selected. Then the *StopLimit* field and the identifier switch to the *DiscRng* field and the identifier. It enhances the normal limit order by a second parameter, that is hidden and not visible for other market participants. The discretionary range must be positive for a buy order and negative for a sell order. It is the amount which is either added (buy orders) or subtracted (sell orders) from the visible order limit and used for matching.

Orders can only be entered as persistent orders.

If the maximum daily price movement functionality is switched on for the instrument it leads to a rejection of an incoming buy or sell order if the order limit is outside the price corridor. If an order is modified so that it would be outside the barrier price range, the order modification is rejected. In batch the orders are deleted which violate the barrier price range for the next business day.

Market orders and market-to-limit orders are only allowed with the execution restriction FOK and IOC. Market orders and market-to-limit orders without this restriction are rejected.

Stop limit orders with a limit (not the stop limit) outside the price range are rejected or deleted analogous to regular orders.

Stop market orders are only processed with execution restriction IOC after being triggered.

Stop market orders without this restriction are rejected.

The discretionary order limits are checked against the barrier price range including the discretionary range.

In case the price range was changed intraday for an instrument it is possible that trades are generated, which are not in the barrier price range. One possible scenario is that e.g. a market order enters the order book and matches a remaining limit order which is outside the barrier price range. Here the trade price can be outside the new price range.

Is a stop order entered before the intraday update of the price range parameters and the stop order is triggered after the change with a limit which is outside the barrier price range, it creates a trade price outside the new price range.

If the *Qty* field is already filled with a value and the instrument in the *Instr* field is modified, the *Qty* field will not be changed.

The *OnBehalf* field enables a senior trader to enter an order on behalf of a trader in his subgroup. This field will default to the initiator's ID and will only be modifiable for senior traders.

A Flow Provider/BEST Executor can enter the member ID of a BEST Executor in the field *ExecID* to specify the order as a BEST order. BEST orders apply only for equities traded in continuous trading, but not for hidden orders. A BEST order is checked for a potential BEST execution against the BEST quote of the denoted BEST Executor. Account type, order type, trading restriction and execution restriction are validated: Only market or limit orders with account type 'A', trading restriction MT or none, and execution restriction IOC or FOK or none are subject to Xetra BEST. Order entries with different attributes in combination with an executor ID and orders that cannot be executed immediately within Xetra BEST are routed to the Xetra order book. The same applies for orders entered with a false executor ID.

If the *Order Entry* window is opened from the *Own Order Overview* window using the *Add Using...* button, the fields *B/S*, *Instr*, *Qty*, *Validity*, *OrdTyp* and *Act* are pre-filled with the values of the selected order. If the *Order Entry* window is opened from the *Order Instrument Overview*, *Order Instrument Full Overview* and *Order Market Overview* windows by double-clicking on *BidQty*, *Bid*, *BidCnt*, *BidYld*, *AskQty*, *Ask*, *AskCnt* or *AskYld*, the *Instr*, *Qty* and *Limit* fields are pre-filled with the values of the selected row. If it is opened from the *Order Instrument Overview*, *Order Instrument Full Overview* and *Order Market Overview* window by double-clicking on any other cell, except of *Surplus*, only the *Instr* entry field is pre-filled with the value of the selected row (default value: buy order). If the *Order Entry* window is opened from the *Order Market Overview* window, by double-clicking on the *Surplus* field or column (only in pre-order book balancing or order book balancing phase), the window is filled as an accept surplus order in case of an (indicative) surplus: *Instr*, *B/S* are pre-filled, *TrdRes* is 'SU', *ExecRes* is defaulted to 'IOC', *Limit* is the auction price, *Qty* is the total surplus quantity, *OrdTyp* is 'L' (limit order). Previously saved settings do not apply in those cases and therefore, the *Act* and *Validity* fields are pre-filled with default values.

If the trader is only an agent or a proprietary trader, the default account type is agent (A) or proprietary trader (P), respectively. If the trader is both an agent and a proprietary trader, then the default value is proprietary trader (P). In case of *pre-order book balancing*, the *Act* entry field is pre-filled with 'D' or 'I' depending on the trading model of the instrument.

The hidden order is equal to a normal limit order, whereas the order is not visible to other market participants. Every hidden order has to satisfy the minimum hidden order value which is checked only against the reference price, also after a modification, otherwise it will be rejected.

The *Order Entry* window also supports the entry of iceberg orders. If the order type 'I' is selected the *PeakQty* field and the *Limit* entry field need to be filled with a valid value, otherwise the *Submit* and *Apply* buttons are disabled. The minimum iceberg order quantity is used as a starting position for the quantity context menu.

Any checks done by the system related to the *Fast Order Entry* window are also applicable for the *Order Entry* window. Only the trading restriction *MT* or blank is allowed for iceberg and for stop orders. Also, it is validated that in case of an iceberg order the overall quantity must be a multiple of the round lot size and the overall quantity is at most 'x' times the peak quantity. The factor 'x' is configurable by the exchange.

For instruments a Liquidity Manager or a Designated Sponsor is available for, the *Order Entry* window also allows to enter a quote request. For instruments traded in the trading models 'O', 'M', and 'C', quote requests can be entered. The *QR* button is enabled if at least an instrument and a quantity have been entered. A Designated Sponsor or Liquidity Manager cannot enter a quote request for the instruments for which he quotes. After clicking the *QR* button, a quote request for buy and sell is sent to the Designated Sponsor/Liquidity Manager of the instrument. A quote request cannot be entered for instruments that are traded in the continuous auction trading model ("X"). The entries in the fields of the *Order Entry* window are kept. A message is displayed in the message bar that the quote request was successfully sent.

An order can be submitted as a held order by selecting the *Hold* checkbox in the lower right hand side of the window. Thus, the order is not sent to the Xetra back end, and only appears as a held order in the *Own Order Overview* on the front end. None of the above mentioned checks will be performed for orders entered on hold. This held order can be released or

deleted as any other held order. When releasing a held order all validations described for order entry are performed.

The *Submit* and *Apply* buttons remain disabled until all mandatory entry fields have been filled with the correct format. Mandatory fields are *Instr*, *Qty*, *OrdTyp* (not for market and limit orders), and *Act*. The *Buy/Sell* toggle button defines if the order is a sell or buy order.

After clicking the *Submit* button the order is submitted and the window closes. After clicking the *Apply* button the order is submitted and the data of all fields on the *Order Entry* window is kept. If the limit is outside the price reasonability check range, an error message appears. By clicking the *Submit* or *Apply* button a second time, the order can be submitted.

## Menu

Menu Bar	Item	Description	Short Cut
<u>W</u> indow	<u>S</u> ave Settings	Save the current window settings.	Ctrl+S
	Clea <u>r</u> Settings	Clear the saved window settings.	
	<u>C</u> lose	Close the window without further action.	Shift+F4
<u>S</u> elect	<u>I</u> nstrument...	Open the <i>Instrument / Group / Profile Selection</i> window. Only a single instrument is selectable.	F6
<u>H</u> elp	<u>O</u> n this window...	Open the <i>Help</i> window.	F1

## Window

Order Entry Field Group				
Identifier	Type	Description	Value/ Syntax	CT
Exch	D	Exchange at which the instrument is being traded. The field is pre-filled with the logged-in exchange.	max. 3 characters: alphanumeric.	
Curr	D	Currency (trading currency for instruments listed per unit, denomination currency for instruments listed in percentage).		

Order Entry Field Group				
Identifier	Type	Description	Value/ Syntax	CT
Instr	EM	Instrument short name,	max. 5 characters: alphanumeric, and special, 1st alpha,	*
		or Wertpapierkennnummer,	or max. 9 characters: alphanumeric,	*
		or ISIN.	or 12 characters: alphanumeric.	*
Qty	EM	Quantity of the order. The minimum iceberg order quantity is used as a starting position for the quantity context menu.	max. 12 digits, numeric (max. 9 digits and max. 3 decimals). Note: However the display depends on the minimal tradable unit of an instrument. H enters 100 or 2 zeros, if there was another number entered. T enters 1000 or 3 zeros, if there was another number entered. M enters 1000000 or 6 zeros, if there was another number entered.	*



Order Entry Field Group				
Identifier	Type	Description	Value/ Syntax	CT
Limit	EO/ EM	Limit of the order. The order is entered as a market order if this field is left blank. It is a mandatory field for iceberg and limit orders. For yield traded instruments a yield value has to be entered.	numeric: max. 9 digits: incl. 3 decimals, (equities, warrants, and basis instruments) and 5 decimals for bonds. H enters 100 or 2 zeros, if there was another number entered. T enters 1000 or 3 zeros, if there was another number entered.	*
OrdTyp	EO	Type of the order:  Market order, Limit order, Iceberg order, Midpoint order, Discretionary order, Hidden order, Market-to-limit order.	1 character: alphanumeric M, L, I, P, D, H, T.	*

Order Entry Field Group				
Identifier	Type	Description	Value/ Syntax	CT
ExecRes	EO/ D/EM	<p>Execution restriction:</p> <p>Fill-Or-Kill, Immediate-Or-Cancel, Stop Orders, Book-or-Cancel, Strike Match Orders.</p> <p>FOK and IOC are mandatory in the (P)OBB phase for accepting surplus orders. For SMO only trading restriction Closing Auction is allowed (not for basis instruments). STP cannot be entered in case <i>ExecID</i> is filled. (Disabled for iceberg, discretionary and hidden orders)</p>	3 characters: alphanumeric; FOK, IOC, STP, BOC, SMO.	*
TrdRes	EO/ D/EM	<p>Trading restriction:</p> <p>Main Trading Phase only, Auctions in Main Trading Phase only, Auction only, Opening Auction only, Closing Auction only, End-of-day Auction only, Special Auction only, Surplus. (Disabled for hidden orders)</p>	2 characters: alphanumeric; MT, MA, AU, OA, CA, EA, SA, SU.	*
Act	EM	<p>Account type:</p> <p>Agent, Proprietary, Designated Sponsor, Liquidity Manager, Issuer, Liquidity Provider.</p>	1 character: alphanumeric; A, P, D, Q, I, L.	*

Order Entry Field Group				
Identifier	Type	Description	Value/ Syntax	CT
Validity	EO	Validity date of the order; the default date is the current business date. GTC (Good-Till-Cancelled) or GFD (Good-For-Day).	Max. 10 digits, GTC or GFD. Value/Syntax depends on date/number format chosen.	*
Text <sup>1</sup>	EO	Free format text field for members' internal use.	max. 12 characters: alphanumeric and special characters.	*
MIOrdNo <sup>1</sup>	EO	Member internal order number.	max. 16 characters: alphanumeric and special characters.	*
StopLimit/ DiscRng/ 2ndLimit	D/EM	Stop limit is a mandatory field, if the execution restriction STP is selected. <i>StopLimit</i> cannot be entered in case <i>ExecID</i> is filled. For yield traded instruments a yield value has to be entered. If the <i>OrdTyp</i> D is selected, the stop limit field and the identifier switch to the mandatory discretionary range field. + for buy orders - for sell orders If ExecRes SMO is selected, the field and the identifier switch to the 2ndLimit field and identifier (not for basis instruments).	Numeric, max. 9 digits: incl. 3 decimals, (equities, warrants, and basis instruments) and 5 decimals for Bonds. H enters 100 or 2 zeros, if there was another number entered. T enters 1000 or 3 zeros, if there was another number entered.	*

Order Entry Field Group				
Identifier	Type	Description	Value/ Syntax	CT
PeakQty/ MinAccQty	D/EM	Peak quantity is a mandatory field for iceberg orders. If the <i>OrdTyp</i> P is selected, the peak quantity and the identifier switches to the optional minimum acceptable quantity field.	max. 12 digits, numeric (max. 9 digits and max. 3 decimals). Note: However the display depends on the minimal tradable unit of an instrument. H enters 100 or 2 zeros, if there was another number entered. T enters 1000 or 3 zeros, if there was another number entered. M enters 1000000 or 6 zeros, if there was another number entered.	*
OnBehalf	D/EM	Trader ID of the trader the user is acting on behalf of. This field is only enabled when the trader is a senior trader.	max. 6 characters: alphanumeric.	
ExecID	D/EO	Member ID of the BEST Executor the order will be sent to within Xetra (disabled in case <i>ExecRes</i> filled with STP or <i>StopLimit</i> filled).	5 characters alphanumeric.	
OrderNo	D	Exchange order number.		

1. Note for following fields: Text, MIOrdNo:

In the *Preferences* window a value for *Text* and/or *MIOrdNo* can be defined. Only the context menu of the *Text* field displays the specified values.

Buttons	
Identifier	Description
Buy/Sell	Buy or Sell status of the order.
<u>Q</u> R	Send a quote request without closing the window and keep the entered data.
Sub <u>m</u> it	Submit the order to the Xetra back end and close the window, if no error occurred.
Appl <u>y</u>	Submit the order to the Xetra back end and keep the entered data.
<u>C</u> ancel	Close the window without further action.

Hold Checkbox	
Identifier	Description
Hold	Enter a held order.

### 4.2.3 Mass Order Entry Window

#### Description

The *Mass Order Entry* window allows the user to enter multiple orders for several instruments at one time.

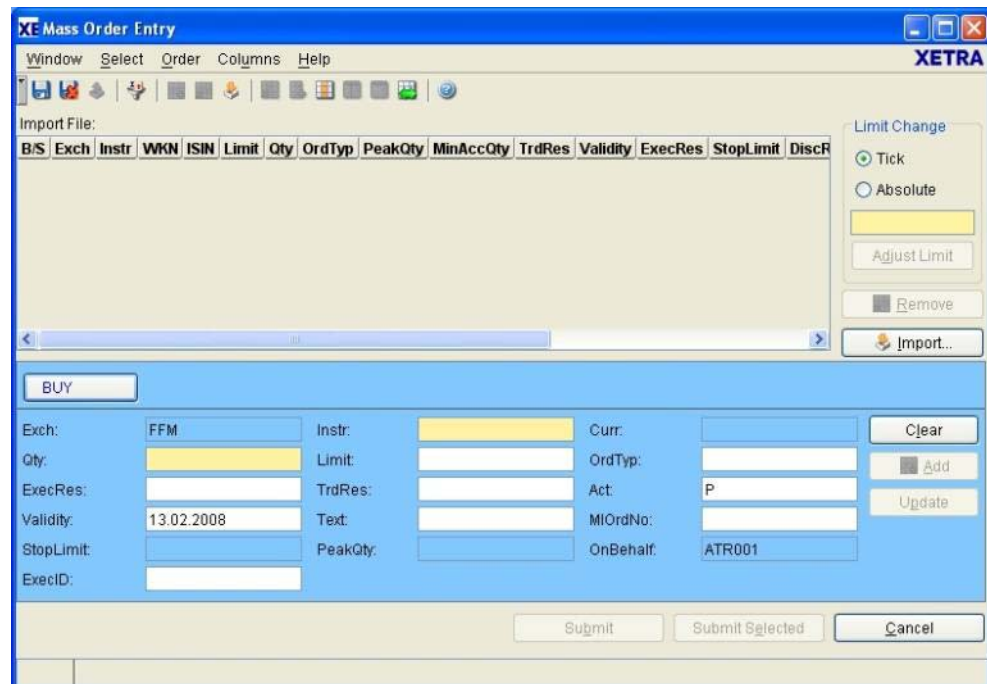


Figure 4.17: *Mass Order Entry* window.

#### Functionality

The *Mass Order Entry* window allows the entry of multiple orders for several instruments at once. Within this window a list of orders that can be submitted individually or all together is prepared. The orders prepared for submission are displayed in the *Mass Order Entry* list box.

The *Exch* field is pre-filled with the logged-in exchange. The *Add* button remains disabled until all mandatory entry fields for the selected order type are filled in the correct format.

Only the static part of the profile is displayed in the context menu of the *Instr* entry field.

Orders displayed in the *Mass Order Entry* list box are sorted first by exchange, second by mnemonic, third by order classification (regular, midpoint or stop orders), and fourth by order book side (buy or sell). Regular orders are sorted by limit (1. market orders, 2. limit and hidden orders with limit descending on buy side and limit ascending on sell side, and if applicable 3. discretionary orders with the discretionary range) and quantity (descending). Midpoint orders are sorted by limit (1. midpoint market orders, 2. midpoint limit orders descending on buy side and limit ascending on sell side), and quantity (descending). Stop orders are sorted by stop limit (ascending on buy side and descending on sell side), limit (1. stop market orders, 2. limit descending on buy side and limit ascending on sell side), and quantity (descending).

It is possible to change the limits for the selected displayed orders by the same tick number, specified in the *Limit Change* group box. As a pre-condition all the selected instruments have to be quoted in the same currency. The tick number for which the limits of the selected orders

should be adjusted (positive or negative) is entered and the *Adjust Limit* button is clicked. For example: Enter a '5' means that five ticks will raise the limit. If a tick has the value of 0,01, the limits will be changed by 0,05. The tick value depends on the tick size before the change.

As an alternative, it is possible to change the limits for selected orders by the same amount. The value has to be entered in the *Limit Change* group box. The order limits are adjusted once the *Adjust Limit* button is clicked. If some of the resulting limits do not align to instrument specific tick restrictions or the quantity does not meet the requirement, the order is highlighted in red and an error message is displayed when the orders are submitted.

The user decides which of the two modes of limit adjustment to use by selecting the corresponding radio button in the *Limit Change* group box.

Limit adjustment applies in the same manner for yield traded instruments. In that case *Limit* contains a yield value.

A user can enter the member ID of a BEST Executor in the field *ExecID* to specify the order as a BEST order. BEST orders apply only for equities traded in continuous trading, but not for hidden orders. A BEST order is checked for a potential BEST execution against the BEST quote of the denoted BEST Executor. Account type, order type, trading restriction, and execution restriction are validated: Only market or limit orders with account type 'A', trading restriction MT or none, and execution restriction IOC or FOK are subject to Xetra. Order entries with different attributes in combination with an executor ID and orders that cannot be executed immediately within Xetra BEST are routed to the Xetra order book and are shown as regular orders. The same applies for orders entered with a false executor ID as the executor ID is not validated upon order entry.

A new order can be added to the *Mass Order Entry* list box by either entering its attributes into the entry fields or by selecting any order from the *Mass Order Entry* list box and changing any attributes. The *Buy/Sell* toggle button defines whether the order is a sell or buy order and the background color of the *Order Detail* field group (blue for buy orders, red for sell orders - according to the font color of the button). By clicking the *Add* button the new order is added to the list box. Clicking the *Add* button does not constitute a submission of the order. Therefore, no error checking is done when clicking the *Add* button. Clicking the *Add* button does not clear the entry fields, either.

If an order is selected from the *Mass Order Entry* list box by a double-click, its attributes are shown in the *Order Detail* field group. They can be changed and after clicking the *Update* button, the updated order will be displayed in the list box.

The *Update* and *Add* buttons will only be enabled when the data in the entry fields is valid. If more than one order is selected, the entry fields and the *Add* button are still enabled and the *Update* button will be disabled. The *Submit Selected* button is only enabled when at least one order in the *Mass Order Entry* list box is selected. The *Submit* button is enabled when the list box contains at least one order. When submitting all orders, the order on top of the list box is submitted first to the Xetra back end. Each order receives a different order number.

By clicking the *Clear* button, all entry fields are cleared except for the *Act*, *Validity*, and the *OnBehalf* entry fields and the previously selected items in the *Mass Order Entry* list box are deselected. By using the *Remove* button the selected order(s) will be removed from the *Mass Order Entry* list box. The *Remove* button is enabled when at least one order is selected in the *Mass Order Entry* list box.

By clicking the *Cancel* button, the window closes without submitting the orders listed in the *Mass Order Entry* list box.

The *Mass Order Entry* window has a special error processing when submitting orders: If an order cannot be submitted due to an error that does not pertain to any entry field validations, it is not removed from the list box. The background color of the appropriate *Mass Order Entry* list box row is set to red. An exception code is displayed in the message bar and logged in the *Message Log* window as usual. However, if the trader selects a red list box row, the appropriate exception code is redisplayed in the status bar without being logged again in the *Message Log* window. Using the *Update* functionality, the order can be changed. Clicking the *Remove* button, the order can be removed from the *Mass Order Entry* list box.

### Import Window

The import function in the *Mass Order Entry* window allows the user to enter multiple orders for several instruments at one time.

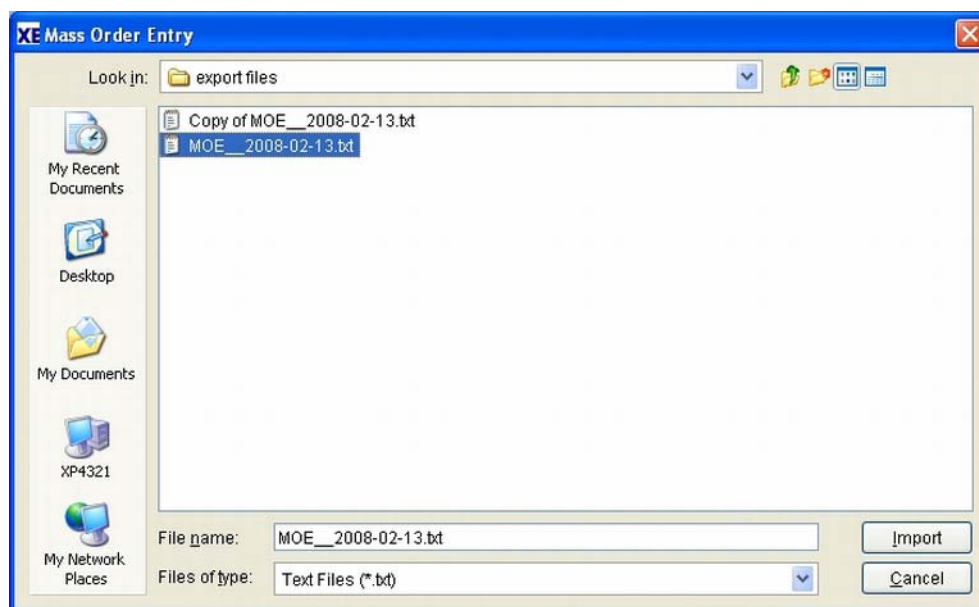


Figure 4.18: Mass Order Entry Import Window

The import function allows the user to choose a file that contains prepared orders in a spreadsheet via a selection window. The spreadsheet-file must be in the CSV-ASCII format, semicolon separated, since only this format is supported by the application.

In the following paragraphs the preparation and import process is described exemplary for the use of Microsoft Excel, but the CSV-file can as well be produced with other spreadsheet applications.

The spreadsheet has following semicolon separated columns: *Buy/Sell indicator; Instrument; Limit; Quantity; Order Type; Peak Qty; MinAccQty; TrdRes; Validity; ExecRes; StopLimit; DiscRng; OnBehalf; Account; ExecId; Text; MiOrdNo.*

By starting a row with the first character '#', it is possible to have comments in the input files. These lines are ignored while processing.

The attributes which contain decimal numbers - quantity and limit - must be provided without thousand separators (e.g.: 1500 and not 1.500). As a decimal point for limits the ',' character may as well be used as the '.' character.



While importing the spreadsheet file some simple validations of the cell contents are performed regarding the format of the spreadsheet entries.

The import validates only formally, field by field, no cross checks are done. E.g. in case of Execution Restriction "STP" it will not be checked whether the column for *StopLimit* is filled too.

However, there are some exceptions. Some combinations (e.g. limit vs. order type, limit vs. instrument) need to be checked anyway for technical reasons.

A full validation of the order is done afterwards, when trying to submit the order to the Xetra System. Then, also a full qualified error message is available.

If an entry does not pass the import validation, the import will be aborted, the overview will be cleared and a generic error message will be displayed, containing the invalid value, the row and the column of the error (e.g.: 90841 INVALID VALUE #XXX# IN IMPORT FILE - ROW 12 COLUMN 3 (Limit)).

Note: when trying to copy an imported order by double-clicking into the lower entry area of the *Mass Order Entry* window it may happen that some fields are not taken over because the entry area does not allow inconsistent order states.

The file name of the import file will be displayed in an area above the order table.

For traders on EEX the processing remains unchanged to former Xetra Releases.

## Menu

Menu Bar	Item	Description	Short Cut
Window	Save Settings	Save the current settings.	Ctrl+S
	Clear Settings	Clear the saved window settings.	
	Full Table Mode	Set the full table mode to display the list box content only.	F11
	Close	Close the window without further action.	Shift+F4
Select	Instrument...	Open the <i>Instrument/Group/Profile Selection</i> window. Only a single instrument is selectable.	F6

Menu Bar	Item	Description	Short Cut
<u>O</u> rders	C <u>l</u> ear	Clear all entry fields, except <i>Act</i> , <i>Validity</i> , and <i>OnBehalf</i> , which are reset to default. If <i>Save Settings</i> was applied, the respective entry fields are filled with the <i>Save Settings</i> configuration.	
	<u>A</u> dd	Inserts a new order as specified in the <i>Order Detail</i> field group to the <i>Mass Order Entry</i> list box; disabled if more than one order is selected or if the entry fields contain invalid data.	
	U <u>p</u> date	Update the selected order with the attributes in the entry fields; disabled if no order or more than one order is selected, or if the entry field contains invalid data.	
	A <u>d</u> just Limit	Adjust limit.	
	<u>R</u> emove	Remove the selected (one or more) orders from the list box; disabled if no order is selected.	
	I <u>m</u> port...	Import a CSV file	
C <u>o</u> l <u>u</u> mns	<u>D</u> elete	Delete the selected column(s) from the display.	
	A <u>d</u> d All	Restore the display of all columns.	Ctrl+U
	<u>S</u> elect...	Open the <i>Column Selection</i> window to determine which columns in a list box are visible.	
	<u>F</u> reeze	Freeze the selected columns in the list box.	
	<u>U</u> nfreeze All	Unfreeze all columns in the list box.	
	A <u>u</u> tofit All	Resize all visible columns according to their content.	
<u>H</u> elp	<u>O</u> n this window...	Open the <i>Help</i> window.	F1

## Window

Mass Order Entry List Box		
Column	Description	
B/S	Display Buy / Sell indicator status: Buy Sell	B S
Exch	Exchange at which the instrument is being traded.	
Instr	Instrument short name.	

Mass Order Entry List Box	
Column	Description
WKN	Wertpapierkennnummer.
ISIN	International Security Identification Number.
Limit	Limit price of the order. An 'M' appears for market and market-to-limit orders.
Qty	Quantity of the order.
OrdTyp	Type of the order: Market order M Limit order L Iceberg order I Midpoint order P Discretionary order D Hidden order H Market-to-limit order T
PeakQty	Quantity of the overall peak of an iceberg order.
TrdRes	Trading restriction: Main Trading Phase only MT Auctions in Main Trading Phase only MA Auction only AU Opening Auction only OA Closing Auction only CA End-of-day Auction only EA Special Auction only SA Surplus SU
Validity	Expiration date of the order.
ExecRes	Execution Restriction: Fill-or-Kill FOK Immediate-or-Cancel IOC Stop Order STP Book-or-Cancel BOC Strike Match Order SMO
StopLimit	Stop limit of the stop limit orders.
DiscRng	Discretionary range as an additional parameter of limit orders.
2ndLimit	Second Limit as an additional parameter of strike match orders.

Mass Order Entry List Box	
Column	Description
OnBehalf	Trader ID of the trader the user is acting on behalf of (only enabled for senior trader).
Act	Account Type: Agent A Proprietary P Designated Sponsor D Liquidity Manager Q Issuer I Liquidity Provider L
ExecID	Member ID of the BEST Executor the order will be sent to within Xetra.
Text	Free formatted text field for members' internal use.
MIOrdNo	Member internal order number.
Curr	Currency (trading currency for instruments listed per unit, denomination currency for instruments listed in percentage).

Mouse Usage	Column	Description
SC-L	Any	Select one order (one row).
SC-L	Column Header	Highlight column. No further mass functionality provided on selected items.
DC-L	Any	Select one order (one row) and display information of the selected order in the <i>Order Detail</i> field group.
Ctrl-SC-L	Any	Select more than one not subsequent order.
Shift-SC-L	Any	Select more than one subsequent order.

Limit Change Field Group				
Identifier	Type	Description	Value / Syntax	CT
Tick	S	Calculation of the absolute value (in currency): Tick size of the current limit and instrument will be multiplied with the entered tick value.		
Absolute	S	Calculation of the absolute value (in currency): The value of the 'Limit Change' field will be added to the limits of the selected instruments.		
Limit Change	EO/EM	Adjustment limit (in ticks or absolute value). Usage depends on the setting of the following two (exclusive) switches. The field is mandatory only if the Limit Change functionality is used.	Max. 7 characters; numeric, signed	

Order Detail Field Group				
Identifier	Type	Description	Value / Syntax	CT
Exch	D	Exchange at which the instrument is being traded. The field is pre-filled with the logged-in exchange.	Max. 3 characters: alphanumeric.	

Order Detail Field Group				
Identifier	Type	Description	Value / Syntax	CT
Instr	EM	Instrument short name,	max. 5 characters: alphanumeric	*
		or Wertpapierkenn- nummer,	or max. 9 characters: alphanumeric,	*
		or ISIN.	or 12 characters: alphanumeric.	*
Curr	D	Currency (trading currency for instruments listed per unit, denomination currency for instruments listed in percentage).		
Qty	EM	Quantity of the order. The minimum iceberg order quantity is used as a starting position for the quantity context menu.	max. 12 digits, numeric (max. 9 digits and max. 3 decimals). Note: However the display depends on the minimal tradable unit of an instrument. H enters 100 or 2 zeros, if there was another number entered. T enters 1000 or 3 zeros, if there was another number entered. M enters 1000000 or 6 zeros, if there was another number entered.	*

Order Detail Field Group				
Identifier	Type	Description	Value / Syntax	CT
Limit	EO/ EM	Limit of the order. The order is entered as a market order if this field is left blank. It is a mandatory field for iceberg and limit order. For yield traded instruments a yield value has to be entered.	Numeric, max. 9 digits: incl. 3 decimals, (equities, warrants, and basis instruments) and 5 decimals for bonds. H enters 100 or 2 zeros, if there was another number entered. T enters 1000 or 3 zeros, if there was another number entered.	*
OrdTyp	EO/EM	Type of the order:  Market order, Limit order, Iceberg order (field mandatory), Midpoint order, Discretionary order, Hidden order, Market-to-limit order (field mandatory).	1 character: alphanumeric M, L, I,  P, D, H, T.	*

Order Detail Field Group				
Identifier	Type	Description	Value / Syntax	CT
ExecRes	EO/D/ EM	<p>Execution restriction:</p> <p>Fill-Or-Kill, Immediate-Or-Cancel, Stop Orders, Book-or-Cancel, Strike Match Order.</p> <p>FOK and IOC are mandatory in the (P)OBB phase for accepting surplus orders. STP cannot be entered in case <i>ExecID</i> is filled. (Disabled for iceberg, discretionary and hidden orders) For SMO only trading restriction Closing Auction is allowed (not for basis instruments).</p>	3 characters: alphanumeric; FOK, IOC, STP, BOC, SMO.	*
TrdRes	EO/D	<p>Trading restriction:</p> <p>Main Trading Phase only, Auctions in Main Trading Phase only, Auction only, Opening Auction only, Closing Auction only, End-of-day Auction only, Special Auction only, Surplus. (Disabled for hidden orders)</p>	2 characters: alphanumeric; MT,  MA,  AU, OA, CA, EA, SA, SU.	*



Order Detail Field Group				
Identifier	Type	Description	Value / Syntax	CT
Act	EM	Account type:  Agent, Proprietary, Designated Sponsor, Liquidity Manager, Issuer, Liquidity Provider.	1 character: alphanumeric; A, P, D, Q, I, L.	*
Validity	EO	Validity date of the order; the default date is the current business date. GTC (Good-Till- Cancelled) or GFD (Good-For-Day).	Max. 10 digits GTC or GFD. Value/Syntax depends on Date/Number format chosen.	*
Text <sup>1</sup>	EO	Free format text field for members' internal use.	max. 12 characters: alphanumeric and special characters.	*
MIOrdNo <sup>1</sup>	EO	Member internal order number.	max. 16 characters: alphanumeric and special characters.	*

Order Detail Field Group				
Identifier	Type	Description	Value / Syntax	CT
StopLimit/ DiscRng/ 2ndLimit	D/EM	<p>Stop limit is a mandatory field, if the execution restriction STP is selected.</p> <p><i>StopLimit</i> cannot be entered in case <i>ExecID</i> is filled.</p> <p>For yield traded instruments a yield value has to be entered.</p> <p>If the <i>OrdTyp</i> D is selected, the stop limit field and the identifier switch to the mandatory discretionary range field.</p> <p>+ for buy orders - for sell orders</p> <p>If ExecRes SMO is selected, the field and the identifier switch to the 2ndLimit field and identifier.</p>	<p>Numeric, max. 9 digits: incl. 3 decimals, numeric (equities, warrants, and basis instruments) and 5 decimals for Bonds.</p> <p>H enters 100 or 2 zeros, if there was another number entered.</p> <p>T enters 1000 or 3 zeros, if there was another number entered.</p>	*
PeakQty/ MinAccQty	D/EM	<p>Peak quantity is a mandatory field for iceberg orders.</p> <p>If the <i>OrdTyp</i> P is selected, the peak quantity and the identifier switches to the optional minimum acceptable quantity field (display only).</p>	<p>max. 12 digits, numeric (max. 9 digits and max. 3 decimals).</p> <p>Note: However the display depends on the minimal tradable unit of an instrument.</p> <p>H enters 100 or 2 zeros, if there was another number entered.</p> <p>T enters 1000 or 3 zeros, if there was another number entered.</p> <p>M enters 1000000 or 6 zeros, if there was another number entered.</p>	*

Order Detail Field Group				
Identifier	Type	Description	Value / Syntax	CT
OnBehalf	D/EM	Trader ID of the trader the user is acting on behalf of. This field is only enabled when the trader is a senior trader.	max. 6 characters: alphanumeric.	
ExecID	D/EO	Member ID of the BEST Executor the order will be sent to within Xetra (disabled in case <i>ExecRes</i> filled with STP or <i>StopLimit</i> filled).	5 characters alphanumeric.	

1. Note for following fields: Text, MIOrdNo:

In the *Preferences* window a value for *Text* and/or *MIOrdNo* can be defined. Only the context menu of the *Text* field displays the specified values.

Buttons	
Identifier	Description
Adjust Limit	Adjust limit for all orders selected in the list box.
Remove	Remove the selected (one or more) orders from the list box; disable if no order is selected.
Import...	Import a CSV file.
Buy / Sell	Buy or Sell status of the order.
Clear	Clear all entry fields, except <i>Act</i> , <i>Validity</i> , and <i>OnBehalf</i> , which are reset to default. If <i>Save Settings</i> was applied, the respective entry fields are filled with the <i>Save Settings</i> configuration.
Add	Add an order with the attributes specified in the entry fields into the list box; disabled if more than one order is selected or if the data in the entry fields is not valid.
Update	Update the selected order with the data in the entry fields; disabled if no order or more than one is selected or if the data in the entry field is not valid.
Submit	Submit all orders. The window only closes upon successful submission of all orders. The successfully submitted orders are removed from the list box. Disabled if the list box contains no orders.

---

Buttons	
Identifier	Description
Submit Selected	Submit the selected (one or more) orders; disabled if no order is selected. The successfully submitted orders are removed from the list box. Disabled if the list box contains no orders.
Cancel	Close the window without any further action.

## 4.2.4 Quote Entry Window

### Description

The *Quote Entry* window allows the user to enter quotes, BEST quotes and single sided quotes.

The screenshot shows the 'XETRA BMW - 519000 - FFM - Quote Entry' window. It features a menu bar with 'Window', 'Select', and 'Help'. Below the menu is a toolbar with icons for file operations and help. The main area contains several input fields arranged in two columns. The left column includes 'Exch:' (FFM), 'Instr:' (BMW), 'Bid:' (1.415,0000), 'BidQty:' (100), 'Text:' (empty), 'QuotTypInd:' (empty), 'BidBnd:' (empty), and 'BidResQty:' (empty). The right column includes 'Curr:' (EUR), 'Act:' (D), 'Ask:' (1.416,0000), 'AskQty:' (100), 'MIOrdNo:' (empty), 'ExchRat:' (empty), 'AskBnd:' (empty), and 'AskResQty:' (empty). At the bottom, there are three buttons: 'Submit', 'Apply', and 'Cancel'.

Figure 4.19: *Quote Entry* window.

The screenshot shows the 'XETRA WUHC - 699597 - FRA - Quote Entry' window. It has a similar layout to the previous window. The left column includes 'Exch:' (FRA), 'Instr:' (WUHC), 'Bid:' (100,000), 'BidQty:' (1), 'Text:' (empty), 'QuotTypInd:' (F), 'BidBnd:' (empty), and 'BidResQty:' (empty). The right column includes 'Curr:' (EUR), 'Act:' (I), 'Ask:' (100,100), 'AskQty:' (1), 'MIOrdNo:' (empty), 'ExchRat:' (empty), 'TrdRes:' (SA), 'AskBnd:' (empty), and 'AskResQty:' (empty). The 'TrdRes' field is visible and contains the value 'SA'. At the bottom, there are three buttons: 'Submit', 'Apply', and 'Cancel'.

Figure 4.20: *Quote Entry* window for Continuous Auction traded instruments - in case of a matching or price without turnover quote, the *TrdRes* field is visible and can be filled with 'CC'

---

**Functionality**

The *Quote Entry* window allows traders with an Issuer, Designated Sponsor, Liquidity Manager or BEST Executor account and license to enter (auction) quotes, BEST quotes and single sided quotes.

The *Exch* field is pre-filled with the logged-in exchange.

The *Ask* limit has to be higher than the *Bid* limit and the spread has to be less than or equal to the maximum allowed spread. This does not apply for BEST quotes. For BEST quotes it is possible to leave either the bid or the ask side empty ('one-sided BEST quotes'). If there is an entry in the *Bid* field, this value is the center for the context menu in the *Ask* entry field. Remarks apply vice versa for the context menu of the *Bid* field in relation to the *Ask* field.

Entering single sided quotes is possible for all instruments in Continuous Trading if the functionality is switched on and can only be entered with Designated Sponsor account. A single sided quote has only got a bid side or an ask side, where price and quantity have to be filled and the other side remains empty. For double-sided quotes the existing maximum spread is validated, also if one-sided quotes are allowed. Single sided quotes overwrite existing single and double sided quotes of the same trader subgroup and vice versa. Only one quote can be active per trader subgroup. If the functionality is disabled, an error message is displayed.

The fields *MIOrdNo* and *Text* default to blank. The *Submit* and *Apply* buttons are enabled if all mandatory entry fields have been filled using the correct formats.

For yield traded instruments the fields *Bid* and *Ask* contain a yield value. Therefore the *Ask* limit has to be lower than the *Bid* limit in that case.

If an instrument is selected, the minimum quantity of a quote for this instrument is automatically displayed in the corresponding entry fields. If needed, the fields can be modified afterwards. However, the quantity has to be equal or higher than the minimum quote quantity except in the cases already mentioned. In case the instrument is changed, the fields *BidQty*, *AskQty*, *Bid*, *Ask*, *BidBnd*, *AskBnd*, *BidResQty*, and *AskResQty* will be cleared.

In order to enter a BEST quote the account type 'E' has to be entered. For BEST quotes the entry fields *Bid* and *Ask* represent the relative limits. It is possible to leave either the bid or the ask side empty (one sided BEST quote). The entry fields *BidBnd* and *AskBnd* are optional. The entry fields *BidResQty* and *AskResQty* are mandatory fields for non-empty BEST quote sides and empty for one-sided BEST quotes. Only BEST Executors are allowed to enter BEST quotes.

In case the account type is filled with 'E', the context menu of the ask/bid field shows values depending on the minimum tick size of the respective instrument (e.g. 0.001, 0.002, 0.003... for the bid side and -0.001, -0.002,... for the ask side - for BEST quotes there are always three decimals regardless of the instrument type) and the boundary and reserve quantity fields will be enabled. When changing the account type from 'D', 'I', 'Q', or blank to 'E' and vice versa, the entries of *Bid* and *Ask* fields will be deleted.

The account type field *Act* will be only pre-filled if it has been saved via the save settings option. By default the field will be empty if the window is opened. Changing the Instrument field does not affect the contents of the account type field.

For quotes, the same checks are performed as for orders on the bid and ask side. In addition, the minimum quantity and the maximum spread are validated. BEST quotes do not have price reasonability checks.

For instruments traded in Continuous Auction trading model for specialists and market makers / issuers the *QuotTypInd* field indicates the respective type. It can have the values 'blank' for standard quotes, 'F' for matching quotes, 'I' for indicative quotes and 'W' for price without turnover quotes with a volume of zero on both sides leading to a price determination without turnover. If the specialist enters a matching quote and the trading and settlement currency are not equal, an exchange rate has to be entered. If the *QuotTypInd* is set to 'F' for matching quote, the field *TrdRes* appears. It is possible to enter 'CC' for Closing Crossing in the *TrdRes* field in case of a matching quote or a price without turnover quote. For matching quotes, the Specialist may also enter 'SA' in the *TrdRes* field, if special auction price is to be entered. For all other quote types, it remains blank.

## Menu

Menu Bar	Item	Description	Short Cut
<u>W</u> indow	<u>S</u> ave Settings	Save the current window settings.	Ctrl+S
	<u>C</u> lear Settings	Clear the saved window settings.	
	<u>C</u> lose	Close the window without further action.	Shift+F4
<u>S</u> elect	<u>I</u> nstrument...	Open the <i>Instrument/Group/Profile Selection</i> window. Only a single instrument is selectable.	F6
<u>H</u> elp	<u>O</u> n this window...	Open the <i>Help</i> window.	F1

## Window

Quote Entry Field Group				
Identifier	Type	Description	Value/ Syntax	CT
Exch	D	Exchange at which the instrument is being traded. The field is pre-filled with the logged-in exchange.	3 characters: alphanumeric.	
Curr	D	Currency (trading currency for instruments listed per unit, denomination currency for instruments listed in percentage). The currency is displayed as soon as a valid instrument has been entered into the Instr field.		

Quote Entry Field Group				
Identifier	Type	Description	Value/ Syntax	CT
Instr	EM	Instrument short name,	max. 5 characters: alphanumeric	*
		or Wertpapierkennnummer,	or max. 9 characters: alphanumeric,	*
		or ISIN.	or 12 characters: alphanumeric.	*
Act	EM	Account type:  Designated Sponsor, Liquidity Manager, Issuer, BEST Executor, Liquidity Provider.	1 character: alphanumeric; D, Q, I, E, L.	*



Quote Entry Field Group				
Identifier	Type	Description	Value/ Syntax	CT
Bid	EM/ EO	Limit on the bid side or relative bid limit for BEST quotes. Must be positive if a value is entered, but can be empty for single sided quotes or Best quotes (one sided BEST quote). For yield traded instruments a yield value has to be entered.	max. 9 digits: max. 3 decimals, numeric (equities, warrants and basis instruments, always 3 for BEST quotes) for bonds max. 5 decimals. H enters 100 or 2 zeros, if there was another number entered. T enters 1000 or 3 zeros, if there was another number entered. M enters 1000000 or 6 zeros, if there was another number entered.	*

Quote Entry Field Group				
Identifier	Type	Description	Value/ Syntax	CT
Ask	EM/ EO	Limit on the ask side or relative ask limit for BEST quotes. A '-' must be entered (must be < 0) in front of the relative limit for the ask side of the BEST quote. Can be empty for single sided quotes or Best quotes (one sided BEST quote). For yield traded instruments a yield value has to be entered.	max. 9 digits: max. 3 decimals, numeric (equities, warrants and basis instruments, always 3 for BEST quotes) for bonds max. 5 decimals. H enters 100 or 2 zeros, if there was another number entered. T enters 1000 or 3 zeros, if there was another number entered. M enters 1000000 or 6 zeros, if there was another number entered.	*

Quote Entry Field Group				
Identifier	Type	Description	Value/ Syntax	CT
BidQty	EO/ EM	Quantity of the bid; will automatically be filled with the minimum quote quantity after the selection of an instrument. Can be empty for single sided quotes or BEST quotes (one sided BEST quote). For BEST quotes the <i>BidQty</i> defines the maximum executable quantity for one BEST order.	max. 12 digits, numeric (max. 9 digits and max. 3 decimals). Note: However the display depends on the minimal tradable unit of an instrument. H enters 100 or 2 zeros, if there was another number entered. T enters 1000 or 3 zeros, if there was another number entered. M enters 1000000 or 6 zeros, if there was another number entered.	*

Quote Entry Field Group				
Identifier	Type	Description	Value/ Syntax	CT
AskQty	EO/ EM	Quantity of the ask; will automatically be filled with the minimum quote quantity after the selection of an instrument. Can be empty for single sided quotes or BEST quotes (one sided BEST quotes). For BEST quotes the <i>AskQty</i> defines the maximum executable quantity for one BEST order.	max. 12 digits, numeric (max. 9 digits and max. 3 decimals). Note: However the display depends on the minimal tradable unit of an instrument. H enters 100 or 2 zeros, if there was another number entered. T enters 1000 or 3 zeros, if there was another number entered. M enters 1000000 or 6 zeros, if there was another number entered.	*
Text <sup>1</sup>	EO	Free format text field for members' internal use.	max. 12 characters: alphanumeric.	*
MIOrdNo <sup>1</sup>	EO	Member internal order number.	max. 16 characters: alphanumeric.	*
QuotTypInd	EO/ D	Quote Type Indicator  Standard Quote Matching Quote Indicative Quote Price Without Turnover Quote	1 character: alphanumeric; blank, F, I, W.	
ExchRat	EM/ D	Exchange rate in case of trading and settlement currency are different.	Max. 10 digits numeric, up to 5 decimals	

Quote Entry Field Group				
Identifier	Type	Description	Value/ Syntax	CT
TrdRes	EO/ D	In case of a matching quote or price without turnover quote in trading model continuous auction, it is possible to enter 'CC' for Closing Crossing (Bundesbank) or 'SA' for Specialist Auction for matching quotes. For all other quotes the field is invisible.	2 character: alphanumeric; blank, CC, SA.	*
BidBnd	EO/ D	Upper bound for the execution against the bid leg of the BEST quote (only for BEST Quotes). Can be empty for BEST quotes (one sided BEST quote).	max. 9 digits: always 3 decimals, numeric H enters 100 or 2 zeros, if there was another number entered. T enters 1000 or 3 zeros, if there was another number entered.	
AskBnd	EO/ D	Lower bound for the execution against the ask leg of the BEST quote (only for BEST Quotes). Can be empty for BEST quotes (one sided BEST quote).	max. 9 digits: always 3 decimals, numeric H enters 100 or 2 zeros, if there was another number entered T enters 1000 or 3 zeros, if there was another number entered.	

Quote Entry Field Group				
Identifier	Type	Description	Value/ Syntax	CT
BidResQty	EM/ EO/ D	Reserve quantity for executions against the bid leg of a BEST quote (only for BEST Quotes). Empty in case of a one sided BEST quote.	max. 12 digits, numeric (max. 9 digits and max. 3 decimals). Note: However the display depends on the minimal tradable unit of an instrument. H enters 100 or 2 zeros, if there was another number entered. T enters 1000 or 3 zeros, if there was another number entered. M enters 1000000 or 6 zeros, if there was another number entered.	

Quote Entry Field Group				
Identifier	Type	Description	Value/ Syntax	CT
AskResQty	EM/ EO/ D	Reserve quantity for executions against the ask leg of a BEST quote (only for BEST Quotes). Empty in case of a one sided BEST quote.	max. 12 digits, numeric (max. 9 digits and max. 3 decimals). Note: However the display depends on the minimal tradable unit of an instrument. H enters 100 or 2 zeros, if there was another number entered. T enters 1000 or 3 zeros, if there was another number entered. M enters 1000000 or 6 zeros, if there was another number entered.	

1. Note for following fields: Text, MIOrdNo:

In the *Preferences* window a value for *Text* and/or *MIOrdNo* can be defined. Only the context menu of the *Text* field displays the specified values.

Buttons	
Identifier	Description
Submit	Submit the quote to <i>Xetra</i> and close the window.
Apply	Submit the quote to <i>Xetra</i> and leave the window open with the entered data.
Cancel	Close the window without further action.

## 4.2.5 Mass Quote Entry Window

### Description

The *Mass Quote Entry* window allows the simultaneous entry of multiple quotes. All quotes under processing can be submitted to the order book one-by-one or simultaneously.

Exch	Instr	WKN	ISIN	BidBnd	BidResQty	BidQty	Bid	Ask	AskQty	AskResQty	AskBnd	Trader	Curr	MIC
FFM	BMW	519000	DE0005190003			100	1.415,00	1.416,00	100			ATR004	EUR	
FFM	LHA	823212	DE0008232125			100	100,000	101,000	100			ATR004	EUR	

Figure 4.21: *Mass Quote Entry* window.

### Functionality

The *Mass Quote Entry* window allows traders with Designated Sponsor, Issuer, Liquidity Manager, or BEST Executor status to simultaneously enter quotes, single sided quotes and BEST quotes. Mass BEST quotes for instruments traded in the continuous auction trading model are not supported.

Only the static part of the profile is displayed in the context menu of the *Instr* entry field.

The window can be accessed via the main menu and by selecting multiple quotes and clicking the *Add Using ...* button in the *Own Quote Overview* window.

The *Exch* field is pre-filled with the logged-in exchange. The *Add* button remains disabled until all mandatory entry fields have been filled in using the correct format. Mandatory fields are *B/S*, *Instr*, *Qty*, and *Act*.

If an instrument is selected, the minimum quantity of a quote for this instrument is automatically displayed in the corresponding entry fields. If needed, the fields can be modified afterwards. However, the quantity has to be equal or higher than the minimum quote quantity except in the cases already mentioned. In case the instrument is changed, the fields *BidQty*, *AskQty*, *Bid*, *Ask*, *BidBnd*, *AskBnd*, *BidResQty*, and *AskResQty* will be cleared.

Quotes in the *Mass Quote Entry* list box are automatically added related to the exchange the user logs into.

It is possible to change the limits for selected displayed quotes by the same tick number, specified in the *Limit Change* group box. As a pre-condition all the selected instruments have to be quoted in the same currency. The tick number for which the limits of the selected quotes should be adjusted (positive or negative) is entered and the *Adjust Limit* button is clicked. For example: Enter a '5' means that the limit will be raised for five ticks, if a tick has the value of



0,01, the limits will be changed by 0,05 ticks. The tick value depends on the tick size before the change. It could happen that some of the selected quotes in this case take on negative limit in the list box.

When adjusting the limit, for BEST quotes the spread is increased if a positive value is entered and decreased if a negative value is entered. If some of the resulting limits violate the rules for BEST quotes, these BEST quotes are highlighted and an error message is displayed when the BEST quotes are submitted.

As an alternative, it is possible to change the limits for selected displayed quotes by the same amount. The value has to be entered in the *Limit Change* group box. The quote limits are adjusted once the *Adjust Limit* button is clicked. If some of the resulting limits do not align to instrument-specific tick restrictions, the quote is highlighted and an error message is displayed when the quotes are submitted.

The user decides which of the two modes of limit adjustment to use by selecting the corresponding radio button within the *Limit Change* group box.

Limit adjustment applies in the same manner for yield traded instruments. In that case *Bid* and *Ask* contain a yield value.

To modify a quote in the *Mass Quote Entry* list box, the quote is selected by a double-click, the values in the entry fields are changed accordingly and the *Update* button is clicked. If the *Add* button is clicked, a new quote will be added to the list box using the values from the entry fields. To clear the entry fields and deselect all list box rows, click the *Clear* button. A selected quote and BEST quote cannot be modified once it has been sent to the Xetra back end. By adding a new quote the previous one is replaced.

In order to enter a BEST quote the account type 'E' has to be entered. For BEST quotes the entry fields *Bid* and *Ask* represent the limits relative to the inside market. It is possible to leave either the bid or ask side empty (one sided BEST quote). The entry fields *BidBnd* and *AskBnd* are optional. The entry fields *BidResQty* and *AskResQty* are mandatory fields for non-empty BEST quote sides and empty for one-sided BEST quotes. Only BEST Executors are allowed to enter BEST quotes.

In case the account type is filled with 'E', the context menu of the ask/bid field shows values depending on the minimum tick size of the respective instrument (e.g. 0.001, 0.002, 0.003... for the bid side and -0.001, -0.002,... for the ask side - for BEST quotes there are always three decimals regardless of the instrument type) and the boundary and reserve quantity fields will be enabled. When changing the account type from 'D', 'I', 'Q', or blank to 'E' and vice versa, the entries of *Bid* and *Ask* fields will be deleted.

For instruments traded in Continuous Auction trading model for specialists and market makers / issuers the *QuotTypInd* field indicates the respective type. It can have the values 'blank' for standard quotes, 'F' for matching quotes, 'I' for indicative quotes and 'W' for price without turnover quotes with a volume of zero on both sides leading to a price determination without turnover.

Entering single sided quotes is possible for all instruments in Continuous Trading with Auction if the functionality is switched on and can only be entered with Designated Sponsor account. A single sided quote has only got a bid side or an ask side, where price and quantity have to be filled and the other side remains empty. For double-sided quotes the existing maximum spread is validated, also if one-sided quotes are allowed. Single sided quotes overwrite existing single and double sided quotes of the same trader subgroup and vice versa. Only

one quote can be active per trader subgroup. If the functionality is disabled, an error message is displayed.

The *Update* and *Add* buttons will only be enabled when the data in the entry fields is valid. If more than one quote is selected, the entry fields and the *Add* button are still enabled and the *Update* button will be disabled. The *Submit Selected* button is only enabled when at least one quote in the list box is selected. The *Submit* button is enabled when the list box contains at least one quote.

By clicking the *Clear* button, all entry fields are cleared and the previously selected items in the list box are deselected. By using the *Remove* button the selected quote(s) will be removed from the list box. The *Remove* button is enabled when at least one quote in the list box is selected.

All quotes or only the selected ones are sent to the Xetra back end by clicking the *Submit* or *Submit Selected* button. Any checks done by the system related to the *Quote Entry* window are also applicable for the *Mass Quote Entry* window.

By clicking the *Cancel* button, the window closes without submitting the quotes prepared.

The *Mass Quote Entry* window has a special error processing: If a quote cannot be submitted due to an error that does not pertain to any entry field validations, it is not removed from the list box. The appropriate list box row is highlighted in red. An exception code is displayed in the message bar and logged in the window-specific *Message Log* window as usual. However, if the trader selects a red list box row, the appropriate exception code is redisplayed in the message bar without being logged again in the window-specific *Message Log* window. Using the *Update* functionality, the highlighted quote can be changed. Clicking the *Remove* button, the highlighted quote can be removed from the *Mass Quote Entry* list box.

## Menu

Menu Bar	Item	Description	Short Cut
Window	Save Settings	Save the current settings.	Ctrl+S
	Clear Settings	Clear the saved window settings.	
	Full Table Mode	Set the full table mode to display the list box content only.	F11
	Close	Close the window without further action.	Shift+F4
Select	Instrument...	Open the <i>Instrument/Group/Profile Selection</i> window. Only a single instrument is selectable.	F6

Menu Bar	Item	Description	Short Cut
<u>Q</u> uote	<u>C</u> lear	Clear all entry fields; selected quote is not highlighted anymore; disabled if no quote or more than one is selected or the entry fields are empty.	
	<u>A</u> dd	Inserts a new quote as specified in the <i>Mass Quote Entry</i> field group to the list box; disabled if the entry fields contain invalid data.	
	<u>U</u> pdate	Update the selected quote with the attributes in the entry fields; disabled if no quote or more than one quote is selected, or if the entry field contains invalid data.	
	<u>A</u> adjust Limit	Adjust the limit of selected quotes.	
	<u>R</u> emove	Remove the selected (one or more) quotes from the list box; disabled if no quote is selected.	
Colum <u>n</u> s	<u>D</u> elete	Delete the selected column(s) from the display.	
	<u>A</u> dd All	Restore the display of all columns.	Ctrl+U
	<u>S</u> elect...	Open the <i>Column Selection</i> window to determine which columns in a list box are visible.	
	<u>F</u> reeze	Freeze the selected columns in the list box.	
	<u>U</u> nfreeze All	Unfreeze all columns in the list box.	
	<u>A</u> utofit All	Resize all visible columns according to their content.	
<u>H</u> elp	<u>O</u> n this window...	Open the <i>Help</i> window.	F1

## Window

Mass Quote Entry List Box	
Column	Description
Exch	Exchange at which the instrument is being traded.
Instr	Instrument short name.
WKN	Wertpapierkennnummer.
ISIN	International Security Identification Number.
BidBnd	Upper bound of the bid leg of the BEST quote (only for BEST Quotes).

Mass Quote Entry List Box	
Column	Description
BidResQty	Reserve quantity for executions against the bid leg of a BEST quote (only for BEST Quotes).
BidQty	Quantity of the bid part of the quote.
Bid	Limit of the bid part of the quote.
Ask	Limit of the ask part of the quote.
AskQty	Quantity of the ask part of the quote.
AskResQty	Reserve quantity for executions against the ask leg of a BEST quote (only for BEST Quotes).
AskBnd	Lower bound of the ask leg of the BEST quote (only for BEST Quotes).
Trader	Trader ID.
Curr	Currency (trading currency for instruments listed per unit, denomination currency for instruments listed in percentage).
MIOrdNo	Member internal order number.
Text	Free format text field for members' internal use.
Act	Account type: Designated Sponsor D, Liquidity Manager Q, Issuer I, BEST Executor E, Liquidity Provider L.

Mouse Usage	Column	Description
SC-L	Any	Select one quote (one row).
SC-L	Column Header	Highlight column. No further mass functionality provided on selected items.
DC-L	Any	Select one quote (one row) and display information of the selected quote in the <i>Mass Quote Entry</i> field group.
Ctrl-SC-L	Any	Select more than one not subsequent quote.

Mouse Usage	Column	Description
Shift-SC-L	Any	Select more than one subsequent quote.

Limit Change Field Group				
Identifier	Type	Description	Value / Syntax	CT
Tick	S	Calculation of the absolute value (in the currency of the instrument): Tick size of the current limit and instrument will be multiplied with the entered tick value.		
Absolute	S	Calculation of the absolute value (in the currency of the instrument): The value of the <i>Limit Change</i> field will be added to the limits of the selected instruments.		
Limit Change	EO/ EM	Adjustment limit (in ticks or absolute value). Usage depends on the setting of the following two (exclusive) switches. The field is mandatory only if the Limit Change functionality is used.	max. 7 characters; numeric, signed.	

Buttons	
Identifier	Description
Adjust Limit	Adjust limit for all quotes selected in the list box.

Quote Detail Field Group				
Identifier	Type	Description	Value / Syntax	CT
Exch	D	Exchange at which the instrument is being traded. The field is pre-filled with the logged-in exchange.	3 characters: alphanumeric.	

Quote Detail Field Group				
Identifier	Type	Description	Value / Syntax	CT
Instr	EM	Instrument short name,	max. 5 characters: alphanumeric	*
		or Wertpapierkennnummer,	or max. 9 characters: alphanumeric,	*
		or ISIN.	or 12 characters: alphanumeric.	*
Act	EM	Account type:  Designated Sponsor, Liquidity Manager, Issuer, Liquidity Provider, BEST Executor.	1 character: alphanumeric; D, Q, I, L, E.	*
Curr	D	Currency (trading currency for instruments listed per unit, denomination currency for instruments listed in percentage). The currency is displayed as soon as a valid instrument has been entered into the Instr field.		

Quote Detail Field Group				
Identifier	Type	Description	Value / Syntax	CT
Bid	EM/ EO	Limit on the bid side or relative bid limit for BEST quotes. Must be positive if a value is entered, but can be empty for BEST quotes (one sided BEST quote). For yield traded instruments a yield value has to be entered.	max. 9 digits: max. 3 decimals, numeric (equities, warrants and basis instruments, always 3 for BEST quotes), 5 decimals (bonds), numeric. H enters 100 or 2 zeros, if there was another number entered. T enters 1000 or 3 zeros, if there was another number entered.	*
Ask	EM/ EO	Limit on the ask side or relative ask limit for BEST quotes. A '-' must be entered (must be < 0) in front of the relative limit for the ask side of the BEST quote. Can be empty for BEST quotes (one sided BEST quote). For yield traded instruments a yield value has to be entered.	max. 9 digits: max. 3 decimals, numeric (equities, warrants and basis instruments, always 3 for BEST quotes), 5 decimals (bonds), numeric. H enters 100 or 2 zeros, if there was another number entered. T enters 1000 or 3 zeros, if there was another number entered.	*

Quote Detail Field Group				
Identifier	Type	Description	Value / Syntax	CT
BidQty	EO/ EM	Quantity of the bid; will automatically be filled with the minimum quote quantity after the selection of an instrument. Can be empty for BEST quotes (one sided BEST quote). For BEST quotes the <i>BidQty</i> defines the maximum executable quantity for one BEST order.	max. 12 digits, numeric (max. 9 digits and max. 3 decimals). Note: However the display depends on the minimal tradable unit of an instrument. H enters 100 or 2 zeros, if there was another number entered. T enters 1000 or 3 zeros, if there was another number entered. M enters 1000000 or 6 zeros, if there was another number entered.	*



Quote Detail Field Group				
Identifier	Type	Description	Value / Syntax	CT
AskQty	EO/ EM	Quantity of the ask; will automatically be filled with the minimum quote quantity after the selection of an instrument. Can be empty for BEST quotes (one sided BEST quote). For BEST quotes the <i>AskQty</i> defines the maximum executable quantity for one BEST order.	max. 12 digits, numeric (max. 9 digits and max. 3 decimals). Note: However the display depends on the minimal tradable unit of an instrument. H enters 100 or 2 zeros, if there was another number entered. T enters 1000 or 3 zeros, if there was another number entered. M enters 1000000 or 6 zeros, if there was another number entered.	*
Text <sup>1</sup>	EO	Free format text field for members' internal use.	max. 12 characters: alphanumeric and special characters.	*
MIOrdNo <sup>1</sup>	EO	Member internal order number.	max. 16 characters: alphanumeric and special characters.	*
QuotTypInd	EO/D	Quote Type Indicator  Standard Quote Matching Quote Indicative Quote Price Without Turnover Quote	1 character: alphanumeric; blank, F, I, W.	

Quote Detail Field Group				
Identifier	Type	Description	Value / Syntax	CT
BidBnd	EO/D	Upper bound for the execution against the bid leg of the BEST quote (only for BEST Quotes). Can be empty for BEST quotes (one sided BEST quote).	max. 9 digits: always 3 decimals, numeric H enters 100 or 2 zeros, if there was another number entered. T enters 1000 or 3 zeros, if there was another number entered. M enters 1000000 or 6 zeros, if there was another number entered.	
AskBnd	EO/D	Lower bound for the execution against the ask leg of the BEST quote (only for BEST Quotes). Can be empty for BEST quotes (one sided BEST quote).	max. 9 digits: always 3 decimals, numeric H enters 100 or 2 zeros, if there was another number entered. T enters 1000 or 3 zeros, if there was another number entered. M enters 1000000 or 6 zeros, if there was another number entered.	

Quote Detail Field Group				
Identifier	Type	Description	Value / Syntax	CT
BidResQty	EM/ EO/D	Reserve quantity for executions against the bid leg of a BEST quote (only for BEST Quotes). Empty in case of a one sided BEST quote.	max. 12 digits, numeric (max. 9 digits and max. 3 decimals). Note: However the display depends on the minimal tradable unit of an instrument. H enters 100 or 2 zeros, if there was another number entered. T enters 1000 or 3 zeros, if there was another number entered. M enters 1000000 or 6 zeros, if there was another number entered.	

Quote Detail Field Group				
Identifier	Type	Description	Value / Syntax	CT
AskResQty	EM/ EO/D	Reserve quantity for executions against the ask leg of a BEST quote (only for BEST Quotes). Empty in case of a one sided BEST quote.	max. 12 digits, numeric (max. 9 digits and max. 3 decimals). Note: However the display depends on the minimal tradable unit of an instrument. H enters 100 or 2 zeros, if there was another number entered. T enters 1000 or 3 zeros, if there was another number entered. M enters 1000000 or 6 zeros, if there was another number entered.	

1. Note for following fields: Text, MIOrdNo:

In the *Preferences* window a value for *Text* and/or *MIOrdNo* can be defined. Only the context menu of the *Text* field displays the specified values.

Buttons	
Identifier	Description
<u>R</u> emove	Remove the selected (one or more) quotes from the list box; disabled if no quote is selected.
C <u>l</u> ear	Clear all entry fields, the selected quotes are not highlighted anymore; disabled if no quote is selected and the entry fields are empty or if more than one quote is selected.
<u>A</u> dd	Inserts a new quote as specified in the <i>Quote Maintenance</i> field group to the list box; disabled if more than one quote is selected or if the entry fields contain invalid data.
U <u>p</u> date	Update the selected quote with the data in the entry fields; disabled if no quote or more than one is selected or if the data in the entry field is not valid.

---

Buttons	
Identifier	Description
Submit	Submit all quotes. The window only closes upon successful submission of all quotes. The successfully submitted quotes are removed from the list box. Disabled if the list box contains no quotes.
Submit Selected	Submit the selected (one or more) quotes; disabled if no quote is selected. The successfully submitted quotes are removed from the list box. Disabled if the list box contains no quotes.
Cancel	Close the window without any further action.

## 4.2.6 Quote Request Entry Window

**Description** Via the *Quote Request Entry* window a quote request can be entered into the trading system.



Figure 4.22: *Quote Request Entry* window.

### Functionality

The *Quote Request Entry* window allows the user to enter a quote request. The *Exch* field is disabled and pre-filled with the logged-in exchange. The instrument and the order book side of the quote request have to be specified, while the entry of the quantity is optional. After entering the instrument data in the *Instr* field, the *Submit* button will be enabled. A Designated Sponsor or Liquidity Manager cannot enter a quote request for the instruments for which his subgroup has a Designated Sponsor or Liquidity Manager license respectively. There is a minimum time lapse before another manual auction quote request can be entered. Only the instruments of the static part of the default profile are displayed in the context menu in the *Instr* entry field.

Quote requests can only be entered for instruments for which a Designated Sponsor/Liquidity Manager is available. Quote Requests for instruments traded in the continuous auction trading model are allowed with Specialists. Quote request information is distributed to Specialists.

### Menu

Menu Bar	Item	Description	Short Cut
Window	Save Settings	Save the current window settings.	Ctrl+S
	Clear Settings	Clear the saved window settings.	

Menu Bar	Item	Description	Short Cut
	<u>P</u> rint...	Open the <i>Print Table</i> window.	Ctrl+P
	<u>C</u> lose	Close the window without further action.	Shift+F4
<u>S</u> elect	<u>I</u> nstrument...	Open the <i>Instrument/Group/Profile Selection</i> window. Only a single instrument is selectable.	F6
<u>H</u> elp	<u>O</u> n this window...	Open the <i>Help</i> window.	F1

## Window

Quick Filter Field Group				
Identifier	Type	Description	Value/ Syntax	CT
Exch	D	Exchange at which the instrument is being traded. The field is pre-filled with the logged-in exchange.	max. 3 characters	
Instr	EM	Instrument short name,	max. 5 characters: alphanumeric and special, 1st alpha,	*
		or Wertpapierkennnummer,	or max. 9 characters: alphanumeric,	*
		or ISIN.	or 12 characters: alphanumeric.	*

Quick Filter Field Group				
Identifier	Type	Description	Value/ Syntax	CT
Qty	EO	Quantity of the quote request.	max. 12 digits, numeric (max. 9 digits and max. 3 decimals). Note: However the display depends on the minimal tradable unit of an instrument. H enters 100 or 2 zeros, if there was another number entered. T enters 1000 or 3 zeros, if there was another number entered. M enters 1000000 or 6 zeros, if there was another number entered.	*
Buy/Sell	S	Indicates a buy and/or sell interest of the originator.	Buy, Sell or Buy/Sell.	

Buttons	
Identifier	Description
<u>S</u> ubmit	Submit the quote request to the trading system and close the window.
<u>C</u> ancel	Close the window without any further action.



## 4.2.7 Market Maker Protection Window

### Description

The *Market Maker Protection* window is used to define market maker protection limits for an instrument group and the logged in trader subgroup.

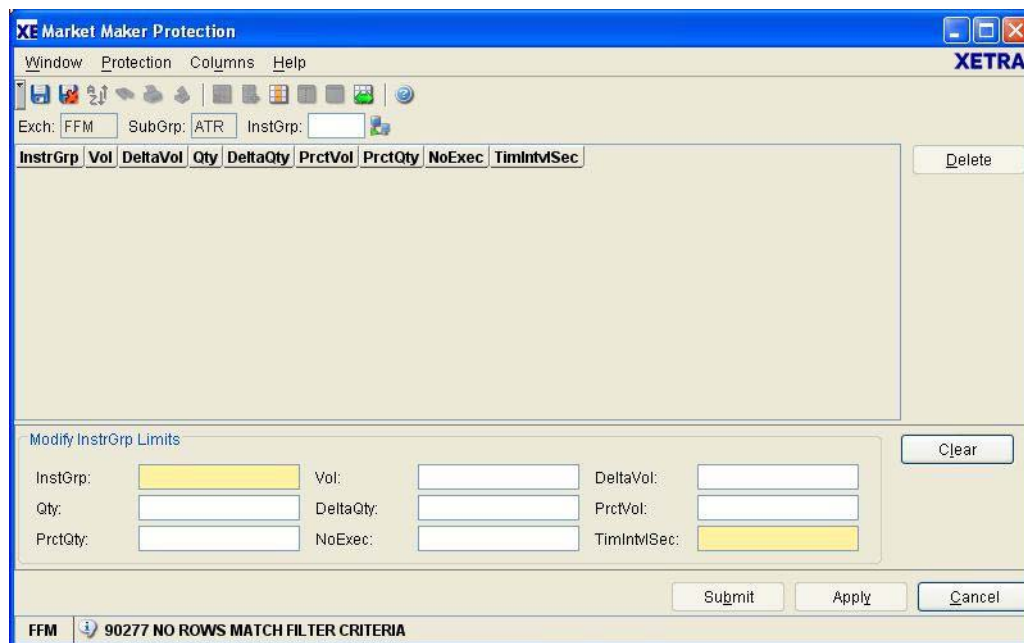


Figure 4.23: Market Maker Protection window.

### Functionality

The *Market Maker Protection* window is opened by selecting the *Market Maker Protection* menu item from the *Trading* menu. The *Market Maker Protection* window allows the user to configure the Market Maker Protection functionality for a specified instrument group and his trader subgroup, preventing too many almost simultaneous trade executions of the Designated Sponsor's non-persistent active orders and quotes in a definable time interval. The *SubGrp* field displays the traders subgroup while the *InstGrp* field of the *Market Maker Protection* window serves to specify the instrument group for which the Market Maker Protection functionality is to be configured. The entry area contains the fields that are used to specify the threshold values. The field *TimIntvlSec* is mandatory and can be between 1 and 60 seconds. The other threshold values are optional.

The table of the *Market Maker Protection* window displays existing protections and their threshold values for the trader subgroup or for a trader subgroup/instrument group combination. To modify existing threshold values for a specific protection, the respective table row can be selected via double click. The entry fields are filled with the current values. Newly entered/modified values are activated as soon as the direct response is received even if the window does not reflect the change. If in doubt re-inquire. The *Delete* button is used to delete the selected row(s), i.e., respective threshold monitoring is disabled.

All executions within the pre-defined time interval will update the current counters to be checked against the threshold values. If a trade is to occur due to an executed non-persistent order or quote, it is checked whether the last update on the respective counters is older than

the time interval. If this is the case, the counters are reset, otherwise they are increased. Once any of the defined thresholds limits is reached or exceeded through execution of a quote or a non-persistent order, a deletion of all Designated Sponsor non-persistent orders and quotes in the effected instrument group is automatically triggered for the respective trader subgroup.

## Menu

Menu Bar	Item	Description	Short Cut
<u>W</u> indow	<u>S</u> ave Settings	Save the current settings.	Ctrl+S
	<u>C</u> lear Settings	Clear the saved window settings.	
	<u>S</u> ort...	Open the <i>Sort Table</i> window.	
	<u>F</u> ind...	Open the <i>Find Table</i> window.	Ctrl+F
	<u>P</u> rint...	Open the <i>Print Table</i> window.	Ctrl+P
	<u>E</u> xport...	Open the <i>Export Table</i> window.	Ctrl+E
	F <u>u</u> ll <u>T</u> able Mode	Set the full table modus to display the list box content only.	F11
	<u>C</u> lose	Close the window without any further action.	Shift+F4
<u>P</u> rotection	<u>D</u> elete	Delete the selected row(s) (disables the respective threshold monitoring).	
	<u>C</u> lear	Clear all input fields.	
C <u>o</u> l <u>u</u> mns	<u>D</u> elete	Delete the selected column(s) from the display.	
	<u>A</u> dd All	Restore the display of all columns.	Ctrl+U
	<u>S</u> elect...	Open the <i>Column Selection</i> window to determine which columns in a list box are visible.	
	<u>F</u> reeze	Freeze the selected columns in the list box.	
	<u>U</u> nfreeze All	Unfreeze all columns in the list box.	
	<u>A</u> utofit All	Resize all visible columns according to their content.	
<u>H</u> elp	<u>O</u> n this window...	Opens the <i>Help</i> window.	F1

**Window**

Quick Filter Field Group				
Identifier	Type	Description	Value/Syntax	CT
Exch	D	The field is pre-filled with the logged-in exchange.	max. 3 characters alphanumeric.	
SubGrp	D	Subgroup for which the limits should be maintained. It is prefilled with the logged in trader subgroup.	max. 3 characters alphanumeric.	
InstrGrp	EO	Select an instrument group as filter criterion.	max. 4 characters alphanumeric.	*

Market Maker Protection Listbox	
Column	Description
InstrGrp	Instrument Group.
Vol	Total volume of executed orders/quotes limit.
DeltaVol	Delta volume limit. Difference in volume of executed buy and sell orders/quotes.
Qty	Quantity. The total number of units value of executed orders/quotes.
DeltaQty	Delta quantity. The difference in number of units value of executed buy and sell orders/quotes.
PrctVol	Percentage volume limit. Determined as sum of a percentage calculated by dividing the executed volume by the original total quote volume (quantity * limit price).
PrctQty	Percentage quantity. Determined as sum of a percentage calculated by dividing the executed quote quantity by the original total quantity of the quote.
NoExec	The number of execution limit.
TimIntvlSec	Time interval in seconds. Setting the time interval to zero automatically deletes the Market Maker Protection settings for the specified instrument group.

Modify InstrGrp Limits Field Group				
Identifier	Type	Description	Value/Syntax	CT
InstrGrp	EM	Instrument Group.	max. 4 characters alphanumeric.	*
Vol	E	Total volume of executed orders/quotes limit.	max. 12 digits, numeric (max. 9 digits and max. 3 decimals).	*
DeltaVol	E	Delta volume limit. Difference in volume of executed buy and sell orders/quotes.	max. 12 digits, numeric (max. 9 digits and max. 3 decimals).	*
Qty	E	Quantity. The total number of units value of executed orders/quotes.	max. 12 digits, numeric (max. 9 digits and max. 3 decimals).	*
DeltaQty	E	Delta quantity. The difference in number of units value of executed buy and sell orders/quotes.	max. 12 digits, numeric (max. 9 digits and max. 3 decimals).	*
PrctVol	E	Percentage volume limit.	max. 6 digits, numeric	*
PrctQty	E	Percentage quantity.	max. 6 digits, numeric	*
NoExec	E	The number of execution limits.	max. 10 digits, numeric	*
TimIntvlSec	EM	Time interval in seconds.	max. 2 digits, numeric	*

Mouse Usage	Column	Description
SC-L	Any	Select one row.

Mouse Usage	Column	Description
SC-L	Column Header	Highlight column. No further mass functionality provided on selected items.
DC-L	Any	Select one row and display information of the selected row in the <i>Modify InstrGrp Limits</i> field group.
Ctrl-SC-L	Any	Select more than one not subsequent row.
Shift-SC-L	Any	Select more than one subsequent row.

Buttons	
Identifier	Description
<u>D</u> elete	Delete the selected row(s) (disables the respective threshold monitoring).
C <u>l</u> ear	Clear all input fields.
Su <u>b</u> mit	Submit the market maker protection request to the trading system and close the window.
Ap <u>p</u> ly	Apply the market maker protection request to the trading system and leave the window open.
<u>C</u> ancel	Closes the window without further action.

## 4.2.8 Cross Request Entry Window

**Description** Via the *Cross Request Entry* window a cross request can be entered into the trading system.



Figure 4.24: *Cross Request Entry* window.

**Functionality** The *Cross Request Entry* window allows the user to enter a cross request, i.e. a trade against an order from the same member (in-house). The window is also used to enter a request for a pre-arranged trade. The *Exch* field is disabled and pre-filled with the logged-in exchange. Only the instruments of the static part of the default profile are displayed in the context menu in the *Instr* entry field.

The instrument and quantity of the cross request have to be specified. After entering the instrument data in the *Instr* and the *Qty* field, the *Submit* button will be enabled. Only the instruments of the static part of the default profile are displayed in the context menu in the *Instr* entry field.

### Menu

Menu Bar	Item	Description	Short Cut
Window	Save Settings	Save the current window settings.	Ctrl+S
	Clear Settings	Clear the saved window settings.	
	Print...	Open the <i>Print Table</i> window.	Ctrl+P
	Close	Close the window without further action.	Shift+F4
Select	Instrument...	Open the <i>Instrument/Group/Profile Selection</i> window. Only a single instrument is selectable.	F6
Help	On this window...	Open the <i>Help</i> window.	F1

## Window

Quick Filter Field Group				
Identifier	Type	Description	Value/ Syntax	CT
Exch	D	Exchange at which the instrument is being traded. The field is pre-filled with the logged-in exchange.	max. 3 characters	
Instr	EM	Instrument short name,	max. 5 characters: alphanumeric and special, 1st alpha,	*
		or Wertpapierkennnummer,	or max. 9 characters: alphanumeric,	*
		or ISIN.	or 12 characters: alphanumeric.	*
Qty	EM	Quantity of the cross request.	max. 12 digits, numeric (max. 9 digits and max. 3 decimals). Note: However the display depends on the minimal tradable unit of an instrument. H enters 100 or 2 zeros, if there was another number entered. T enters 1000 or 3 zeros, if there was another number entered. M enters 1000000 or 6 zeros, if there was another number entered.	*

Buttons	
Identifier	Description
Submit	Submit the cross request to the trading system and close the window.
Apply	Apply the cross request to the trading system and leave the window open.
Cancel	Close the window without any further action.



## 4.3 OTC

### 4.3.1 Open OTC Trading Window

#### Description

The *Open OTC Trading* window offers an overview of off-exchange trades that have been entered by a trader or with the trader as counterpart in the Xetra Trading System. This includes trade report data associated with OTC trades.

B/S	Instr	WKN	ISIN	Exch	IntRat	Issuer	InstrSubTyp	MrtyDat	Prc	Qty	Curr	Cpty	Date
B	BAY	575200	DE0005752000	FFM					100,0000	200	EUR	ABCFRATR001	22.02.2008
B	BAY	575200	DE0005752000	FFM					100,0000	200	EUR	ABCFRATR001	22.02.2008
B	BAY	575200	DE0005752000	FFM					100,0000	200	EUR	ABCFRATR001	22.02.2008
B	BMW	519000	DE0005190003	FFM					141,0000	200	EUR	ABCFRATR001	22.02.2008
B	BMW	519000	DE0005190003	FFM					141,0000	200	EUR	ABCFRATR001	22.02.2008

Trading

BUY

OTCTrdDate: 22.02.2008 TranId: 9000031 Curr: EUR

Exch: FFM Instr: BMW Qty: 200

Price: 141,0000 Cpty: ABCFRATR001 Act: P

Text: MIOrdNo: OnBehalf: LTR004

OTCTrdTime: 10:46:00 StlCode: DVP StlDate: 25.02.2008

OTCTrdFlgs: ExchRat: AddCosts:

NoCCP: ☐

MiFID Reporting

ExVenId: OrigBIC: UTCOffset:

OthMktPrc: ☐ NegoPrc: ☐ DelayInd: ☐

PortTrd: ☐ AmndInd: ☐ ETF/ETP: ☐

FFM 90361 OPEN OTC TRADE SUCCESSFULLY ENTERED

Figure 4.25: *Open OTC Trading* window.

#### Functionality

The *Open OTC Trading* window allows the user to enter open OTC trades with or without associated MiFID trade reporting information, displays information about trade requests, and allows for approval or deletion of open OTC trades. Open OTC trades have been negotiated outside of Xetra and are entered manually into the Xetra Trading System. They are visible only to the originator and the approving counterpart, and their respective senior traders. Open OTC trades are displayed as long as they are not approved by the trading counterpart or his respective senior trader. An 'A' in the column *Action* of the *Open OTC Trades* list box indicates that the OTC trade request was originated from another trader with the actual trader ID as counterpart and can be approved. The *Open OTC Trading* list box is automatically updated on OTC trade entries (with or without MiFID trade reporting information), deletions,

and approvals for both the originator and the approving counterpart as well as on trade report confirmations and cancellations for the originator.

The *Open OTC Trading* window is divided into two areas: The *Open OTC Trades* area, with the *Open OTC Trades* list box and the delete button, and the *OTC Entry* area. In the *Open OTC Trades* list box the user can see and delete open OTC trades. In the *OTC Entry area*, the user can enter and approve open OTC trades and the user can confirm MiFID trade reporting information associated to OTC trades.

*Open OTC Trades area:*

The open OTC trades are placed into the open OTC trade book, visible only to the entering party, its counterpart and the corresponding senior traders in the *Open OTC Trades* list box. Once an OTC trade is entered into the open OTC trade book, an OTC trade entry message is disseminated to the originator and the approving counterpart alerting both parties to the open OTC trade request. There is no limited number of open OTC trades entered for a specific instrument or by member.

In order to delete open OTC trades the user selects one or several rows in the *Open OTC Trades* list box and clicks the *Delete* button. The rows in the *Open OTC Trades* list box are removed. With the deletion of open OTC trades, the associated MiFID trade reporting information, if any, will be cancelled. In the *Open OTC Trading* window, it is not possible to delete an open OTC trade without trade report cancellation. Trade reporting information can be cancelled without deletion of the open OTC trade or after approval of an OTC trade via the *MiFID Reporting* window.

If a user selects the entire column and clicks the *Delete* button, the user will be prompted with the *Delete OTC Confirmation* window to confirm the deletion of all OTC trades and associated MiFID trade reports in the *Open OTC Trading* window.

*OTC Entry area:*

The *Buy/Sell* toggle button defines whether the order is a sell or buy order and the background color of the *OTC Entry* area (blue for buy orders, red for sell orders - according to the font color of the button).

The *Exch* field displays the exchange the user is logged into. When the user logs out, the window closes. The *Exch* field is only for display.

Only the static part of the profile is displayed in the context menu of the Instr entry field.

The quantity of an open OTC trade has to be a multiple of the minimum tradable unit of the instrument. This is checked by the Xetra Trading System when submitting the open OTC trade.

For OTC trade entries in instrument type "EQU" any price is possible which is an integer multiple of 10 to the power<sup>-(Display Decimals for the instrument)</sup>.

The *Cpty* entry field is validated by the Xetra Trading System on the back end, whether it is an existing one, concerning the member ID and the user ID.

If one-side OTC trade entry with automatic approval is supported, only the counterparty member ID needs to be provided at OTC trade entry.

In case the instrument has a different denomination and settlement currency, an exchange rate can be entered.

The *OnBehalf* entry field enables a senior trader to enter an open OTC trade on behalf of a trader in his subgroup. This field will default to the initiator's ID and will only be modifiable for senior traders.

The *OTCTrdTime* has to be entered with the local time when the OTC trade was accomplished.

The settlement date in the field *StlDat* has to be a date at least one day after the current business day, but not more than 90 calendar days in the future. The settlement date range for Basis OTC trade entries varies from T + 1 to T + 4. T+1 OTC trades in CCP instruments are processed as non-CCP trades.<sup>1</sup> It is also possible to enter N for national value date (equal today + 2) or I for international value date (equal today + 3). The settlement day calculation is based on the settlement calendar.

The field *AddCosts* is for individual contract costs. The value entered here will be added to the settlement amount. This means positive values will increase *StlAmt* and negative values will reduce it. When *AddCosts* is specified the trade automatically becomes a non-CCP trade.

Users may define that an OTC trade should not be cleared via CCP by selecting the non-CCP flag.

When an *OTCTrdDate* is specified as a date in the past, the trade automatically becomes a non-CCP trade.

ISE members are allowed to enter OTC trades for non-MiFID reporting instruments only for settlement (i.e. without trade reporting). In addition, ISE members can enter up to three trade flags. These trade flags are first validated and then disseminated to CEF and also displayed in the trade confirmation. Entry in these trade flag fields are ignored for non-ISE members.

The *MiFID Reporting* entry area comprises additional entry fields which are relevant for MiFID reporting.

The Execution Venue ID (field *ExVenId*) needs to be filled with an identifier, where the trade was executed. It can be filled with the originator's bank internal code (BIC) or with "OTC" or with "SI" for systematic internalization.

The field *OrigBIC* needs to be filled with the originator's bank internal code.

The field *UTCOffset* is mandatory and has to contain the time difference to coordinated universal time (UTC).

The *OthMktPrc* indicator should be set if the entered trade price is determined by factors other than the current market price, e.g. VWAP, connected party trade, special settlement, worked trade.

In case the entered price is negotiated the *NegoPrc* indicator has to be set. The *NegoPrc* indicator shall not be set from FWB members.

The *DelayInd* indicator should be set if deferred trade reporting publication is intended. CEF will check whether delay is compatible with MiFID rules and if applicable will delay trade report publication.

If the trade is part of a portfolio trade the *PortTrd* indicator needs to be marked.

1.Only applies to trades entered by users admitted to Frankfurt Stock Exchange.

If an update is required for a trade report that has already been entered, this original trade report should be cancelled and a new trade report needs to be entered with marked *AmndInd* indicator.

MiFID trade reporting information will be submitted if at least the fields, *OrigBIC* and *UTCOffset* are filled. At entry of one of the fields *ExVenID*, *OrigBIC* or *UTCOffset* or at selection of one of the trade reporting check boxes the two fields *OrigBIC* and *UTCOffset* become mandatory.

When clicking the *Add* button, the open OTC trade entered in the *OTC Entry* area is submitted to the back end. The entry fields in the *OTC Entry* area are not cleared. A newly entered open OTC trade receives an own time stamp and a unique open OTC trade number.

OTC trades that are entered including MiFID reporting information are subject to price and volume validations.

In case the MiFID price or volume validation has failed, the open OTC trade including reporting information will be broadcast and displayed in the Open OTC Trades list box. The *Add* button switches to *Confirm* and the user can directly send confirmation of the original entry by pressing *Confirm*. In case any data in the OTC Trades Entry area is changed the button switches back to *Add*. Pressing the button sends a new open OTC trade to the back end.

For ISE members, successfully entered OTC trades are approved automatically without further required user interaction.

For members of FWB, BSE, Eurex Bonds, EEX and WBAG Open OTC trades can be approved by selecting the open OTC trade via double-click in the *Open OTC Trades* list box. The values of the Open OTC trade are pre-filled in the *OTC Entry* area and the *Approve* button is enabled. All fields are display only, except for the *Act*, *MIOrdNo*, and *Text* entry fields. When the user clicks the *Approve* button, the open OTC trade is removed from the *Open OTC Trades* list box of both counterparties and all entry fields are cleared.

If not approved an open OTC trade expires at the end of the current trading day and is then deleted by the Xetra Trading System automatically.

Approved OTC trades are routed to the CCP if the instrument is a CCP instrument.

Once an OTC trade has been approved it is no longer possible to confirm or cancel the corresponding MiFID trade reporting information via this window. However, the trader can make updates via the *MiFID Reporting* window.

The entry fields in the *OTC Entry* area can be cleared by clicking on the *Clear* button. When clicking the *Reset* button, the entry fields are set back to the values that were saved the last time *Save Settings* was applied.

## Menu

Menu Bar	Item	Description	Short Cut
<u>W</u> indow	<u>S</u> ave Settings	Save the current window settings.	Ctrl+S
	Clea <u>r</u> Settings	Restores the window settings to the default.	
	H <u>i</u> de Table	Hides <i>Open OTC Trades</i> Area	
	F <u>u</u> ll <u>T</u> able Mode	Toggle between two window modes: - Normal mode where all window components are displayed - Full table mode where the list box occupies the whole window screen.	F11
	<u>C</u> lose	Close the window without further action.	Shift+F4
<u>S</u> elect	<u>I</u> nstrument...	Open the <i>Instrument/Group/Profile Selection</i> window in order to select an instrument to be filled in the <i>Open OTC Entry</i> area.	F6
<u>T</u> rade	<u>D</u> elete	Delete the selected open OTC trades including trade report cancellation, if MiFID trade report data have been entered.	
	<u>A</u> dd	Submit the new open OTC trade and display it in the <i>Open OTC Trades</i> list box.	
	<u>C</u> onfirm	Confirm the trade report if volume or price validation has failed.	
	A <u>p</u> prove	Approve the open OTC trade that has been entered by your counterpart.	
	C <u>l</u> ear	Clear all entry fields.	
	<u>R</u> eset	Reset all entry fields to the values saved with <i>Save Settings</i> .	
C <u>o</u> l <u>u</u> mn <u>s</u>	<u>D</u> elete	Remove the selected column(s) from the <i>Open OTC Trades</i> list box.	
	<u>A</u> dd All	Restore the display of all columns.	
	<u>S</u> elect...	Open the <i>Column Selection</i> dialog for specifying the columns to be displayed in the list box.	
	<u>F</u> reeze	Prevent the selected column and all columns to the left of it from scrolling.	
	<u>U</u> ndefreeze All	Allow scrolling for all columns.	
	A <u>u</u> tofit All	Resize all visible columns according to their content.	
<u>H</u> elp	<u>O</u> n this window...	Open the <i>Help</i> window.	F1

Open OTC Trade List Box (OTC Trades Area)	
Column	Description
B/S	Buy or Sell status of the OTC trade: Buy B, Sell S.
Instr	Instrument short name.
WKN	Wertpapierkennnummer.
ISIN	International Security Identification Number.
Exch	Exchange at which the instrument is being traded.
IntRat	Nominal interest rate (only for bonds and basis instruments).
Issuer	Issuer (only for bonds and basis instruments).
InstrSubTyp	Type of bond.
MrtyDat	Maturity date (only for bonds, warrants, and basis instruments).
Prc	Price of the trade or yield (for yield traded instruments).
Qty	Quantity of the trade.
Curr	Currency (trading currency for instruments listed per unit, denomination currency for instruments listed in percentage).
ExchRate	1 unit of EUR gives X units of foreign currency.
AddCosts	Additional costs for the OTC trade
NoCCP	When checked, OTC trade is a No-CCP OTC trade
Cpty	Member and Trader ID of the counterpart of the trade.
Date	Transaction date.
Time	Transaction time.
OTCTrdDate	Date of the OTC trade.
OTCTrdTime	Time of the OTC trade.
Text	Free formatted text field for the member internal use.
TranId	OTC trade number, generated by the system.
MIOrdNo	Own member internal order number.
Act	Own account type: Agent                   A, Proprietary           P.
Trader	Own trader ID.
Submitter	Submitter of the trade: Only visible for the owner and the submitter of the trade and his senior trader.
OboSubm	Member who enters the On Behalf OTC trade.
StlCode	Settlement Code: delivery versus payment   DVP.

Open OTC Trade List Box (OTC Trades Area)	
Column	Description
StlDat	Settlement date.
Action	Activity flag: A Action required: Approve open OTC trade.
TrdFlg1	1st OTC trade flag.
TrdFlg2	2nd OTC trade flag.
TrdFlg3	3rd OTC trade flag.
TrdRptSts	Status of the trade report. Valid values are: Sent for Publication P, Sent for Amendment A, Sent for Confirmation C.
PrcAlt	Price alert field. Valid values are: Price validation successful ' ', Price validation not successful 'A', Price validation not possible 'N'.
QtyAlt	Quantity alert field. Valid values are: Quantity validation successful ' ', Quantity validation not successful 'A', Quantity validation not possible 'N'.
ExVenId	Execution Venue ID. Identifier where the trade was originally executed, e.g. "OTC", "SI" or a BIC code.
OrigBIC	Bank internal code of the trade originator.
UTCOffset	Time difference to UTC.
OthMktPrc	Indicator if trade price other than current market price.
NegoPrc	Indicator if trade price is negotiated.
DelayInd	Indicator if trade publication is to be deferred.
PortTrd	Indicator if trade is part of a portfolio trade.
ETF/ETP	Indicator for reporting OTC trades in ETFs, ETCs and ETNs.

Mouse Usage	Column	Description
SC-L	Any	Select one OTC trade.
DC-L	Any	Select one OTC trade and display its contents in the <i>Open OTC Entry</i> area.

Mouse Usage	Column	Description
Shift+SC-L	Any	Select more than one subsequent OTC trade.
Ctrl+SC-L	Any	Select more than one non-subsequent OTC trade.

Buttons (OTC Trades Area)	
Identifier	Description
<u>D</u> elte	Delete the selected trade from the Xetra Trading System and, if applicable, cancel trade reporting - only possible for trades entered by the user or his senior trader.

Trade Entry Field Group (OTC Entry Area)				
Identifier	Type	Description	Value / Syntax	CT
Buy / Sell	B	Buy or Sell status of the selected order.	Buy or Sell.	
OTCTrdDate	EM	OTC trade date, pre-filled with current business date.	Depends on date format chosen.	
TranId	D	Trade number, generated by the system.	max. 7 digits: numeric.	
Curr	D	Currency (trading currency for instruments listed per unit, denomination currency for instruments listed in percentage).		
ExchRate	EM/D	Exchange rate in case of denomination and settlement currency are different.	Max. 10 digits numeric, up to 5 decimals	
Exch	D	Exchange at which the user is logged in.	max. 3 characters: alphanumeric.	



Trade Entry Field Group (OTC Entry Area)				
Identifier	Type	Description	Value / Syntax	CT
Instr	EM	Instrument short name,	max. 5 characters: alphanumeric	*
		or Wertpapierkennnummer,	or max. 9 characters: alphanumeric,	*
		or ISIN.	or 12 characters: alphanumeric.	*
Qty	EM	Quantity of the trade.	max. 12 digits, numeric (max. 9 digits and max. 3 decimals). Note: However the display depends on the minimal tradable unit of an instrument. H enters 100 or 2 zeros, if there was another number entered. T enters 1000 or 3 zeros, if there was another number entered. M enters 1000000 or 6 zeros, if there was another number entered.	*

Trade Entry Field Group (OTC Entry Area)				
Identifier	Type	Description	Value / Syntax	CT
Price	EM	Price of the trade or yield (for yield traded instruments).	max. 9 digits: max. 3 decimals (basis, equities and warrants) or max. 5 decimals (bonds), numeric. H enters 100 or 2 zeros, if there was another number entered. T enters 1000 or 3 zeros, if there was another number entered. M enters 1000000 or 6 zeros, if there was another number entered.	*
Cpty <sup>1</sup>	EM	Member and trader ID of the counterpart of the trade (for one-sided OTC trade entry, only the counterpart member ID is sufficient).	11 characters: alphanumeric.	
Act	EM	Account type of the member entering the trade: Agent, Proprietary (default).	1 character alphanumeric A, P.	*
Text <sup>1</sup>	EO	Free format text field for member's internal use.	max. 16 digits: numeric and special characters.	
MIOrdNo <sup>1</sup>	EO	Member internal order number.	max. 16 digits: numeric and special characters.	
OnBehalf	EM/D	Trader ID of the trader the user is acting on behalf of (only enabled for senior traders).	6 characters: alphanumeric.	
OTCTrdTime	EM	OTC trading time	HH:MM:SS or HH:MM.	*
StlCod	D	Settlement Code:  delivery versus payment (approved OTC trades routed to CCP, in case of CCP instruments and prices within OTC price range)	DVP.	

Trade Entry Field Group (OTC Entry Area)				
Identifier	Type	Description	Value / Syntax	CT
StlDat	EM	<p>Settlement date: Has to be a business date.</p> <p>Valid ranges are: - between today + 2 and today + 4 for basis instruments, - between today + 1 and today + 89 in any other case.</p> <p>T+1 OTC trades in CCP instruments are processed as non-CCP trades.</p> <p>International (today + 3), National (today + 2). The settlement day calculation is based on the settlement calendar.</p>	<p>Depends on date format chosen (European or American),</p> <p>I, N.</p>	*
OTCTrdFlags	EO	OTC Trade Flags. Only supported for ISE members.	Three flags, each 2 digits: alphanumeric	
ExchRat	EO	Exchange Rate	<p>max. 10 digits, numeric (max. 10 digits and max. 5 decimals). H enters 100 or 2 zeros, if there was another number entered. T enters 1000 or 3 zeros, if there was another number entered. M enters 1000000 or 6 zeros, if there was another number entered.</p>	

Trade Entry Field Group (OTC Entry Area)				
Identifier	Type	Description	Value / Syntax	CT
AddCosts	EO	Additional Cost	max. 13 digits, numeric plus sign indicator (max. 13 digits and max. 5 decimals). H enters 100 or 2 zeros, if there was another number entered. T enters 1000 or 3 zeros, if there was another number entered. M enters 1000000 or 6 zeros, if there was another number entered.	
NoCCP	S	Set no CCP clearing for CCP instruments	Y, N; Space	

1. Note for following fields: Cpty, Text, MIOrdNo:

If a text was specified in the *Preferences* window, *Text Field* pane.

MiFID Reporting Field Group				
Identifier	Type	Description	Value / Syntax	CT
ExVenId	EO	A user defined text indicating where the trade was executed. Should be filled with BIC or the acronyms "OTC" or "SI".	max. 11 characters: alphanumeric	
OrigBIC	EM/ EO	BIC for the originator of the trade. Mandatory, if MiFID trade reporting selected.	max. 11 characters: alphanumeric	
UTCOffset	EM/ EO	Offset of local time from UTC +/-HH:MM. Mandatory, if MiFID trade reporting selected.	6 character alphanumeric Format (+/-)HH:MM Valid values: A time offset in the range -03:00 to +04:00 with full hours only.	
OthMktPrc	S	Other Than Current Market Price Indicator checkbox. If set a price other than the current market price is indicated.		

MiFID Reporting Field Group				
Identifier	Type	Description	Value / Syntax	CT
NegoPrc	S	Negotiated Price Checkbox. If set a negotiated price is indicated.		
DelayInd	S	Delay Indicator Checkbox. If set block delay is to be applied.		
PortTrd	S	Portfolio Trade Checkbox. If set the entered trade is one part of a portfolio trade.		
AmndInd	S	Amendment Indicator Checkbox. Should be set if entered trade report amends another trade report that has been entered previously.		
ETF/ETP	S	Indicator for reporting OTC trades in ETFs, ETCs and ETNs.		

Buttons (Open OTC Entry Area)	
Identifier	Description
<u>A</u> dd	Submit the entered open OTC trade and display it in the <i>Open OTC Trades</i> list box.
<u>C</u> onfirm	Confirm the trade report if volume or price validation has failed and display it in the Open OTC Trades list box-
A <u>p</u> prove	Approve the trade entered by your counterpart and filled in the <i>OTC Entry</i> area.
C <u>l</u> ear	Clear all entry fields.
<u>R</u> eset	Reset all entry fields to the values saved with <i>Save Settings</i> .

### 4.3.2 OTC Trade Entry On Behalf

#### Description

The *OTC Trade Entry on Behalf* window allows a Submitter to enter open OTC trades on behalf of two other members. Only OTC Trade entry and no trade reporting/MiFid are allowed to be entered on behalf.

**OTC Trade Entry On Behalf**

Window Select Trade Columns Help

Exch: FFM

B/S	Instr	WKN	ISIN	Exch	IntRat	Issuer	InstrSubTyp	MrtyDat	Prc	Qty	Curr	Cpty	Date	Time	OTCTrdDate	OTCTrdTime	Text	Tr
B	BMW 519000	DE0005190003	FFM						114,0000	100	EUR	ABCFRATR004	21.02.2008	14:37:24	21.02.2008	00:00:00		90
B	BMW 519000	DE0005190003	FFM						114,0000	100	EUR	ABCFRATR004	21.02.2008	14:37:25	21.02.2008	00:00:00		90
B	BMW 519000	DE0005190003	FFM						114,0000	100	EUR	ABCFRATR004	21.02.2008	14:37:25	21.02.2008	00:00:00		90
B	BMW 519000	DE0005190003	FFM						114,0000	100	EUR	ABCFRATR004	21.02.2008	14:37:26	21.02.2008	00:00:00		90
S	BMW 519000	DE0005190003	FFM						114,0000	100	EUR	ABCFRATR001	21.02.2008	14:37:24	21.02.2008	00:00:00		90
S	BMW 519000	DE0005190003	FFM						114,0000	100	EUR	ABCFRATR001	21.02.2008	14:37:25	21.02.2008	00:00:00		90
S	BMW 519000	DE0005190003	FFM						114,0000	100	EUR	ABCFRATR001	21.02.2008	14:37:25	21.02.2008	00:00:00		90
S	BMW 519000	DE0005190003	FFM						114,0000	100	EUR	ABCFRATR001	21.02.2008	14:37:26	21.02.2008	00:00:00		90

**Common Fields**

OTCTrdDate: 21.02.2008 Curr: EUR Exch: FFM Add Clear Reset

Instr: BMW Qty: 100 Price: 114,0000

OTCTrdTime: ExchRat: AddCosts:

NoCCP: ☐ StlCode: DVP StlDate: 28.02.2008

**Counterparties**

**Buy**

OnBehalf: ABCFRATR001 Text: MIOrdNo:

**Sell**

OnBehalf: ABCFRATR004 Text: MIOrdNo:

FFM 90946 OTC TRADE ON BEHALF SUCCESSFULLY ENTERED

Figure 4.26: OTC Trade Entry On Behalf window

#### Functionality

The *OTC Trade Entry On Behalf* window allows the user to enter open OTC trades on behalf of other members. Open OTC trades have been negotiated outside of Xetra and are entered manually into the Xetra Trading System.

The quantity of an open OTC trade has to be a multiple of the minimum tradable unit of the instrument. This is checked by the Xetra Trading System when submitting the open OTC trade.

The OnBehalf entry fields are validated by the Xetra Trading System on the back end, whether they are existing or not, concerning the member ID and the user ID.

In case the instrument has a different denomination and settlement currency, an exchange rate can be entered.

The *OTCTrdTime* has to be entered with the local time when the OTC trade was accomplished.

The settlement date in the field *StlDat* has to be a date at least one day after the current business day, but not more than 90 calendar days in the future including the current business date. The settlement date range for Basis OTC trade entries varies from T + 1 to T + 4. T+1 OTC trades in CCP instruments are processed as non-CCP trades. It is also possible to enter N for national value date (equal today + 2) or I for international value date (equal today + 3). The settlement day calculation is based on the settlement calendar.

When clicking the Add button, the open OTC trade entered in the OTC Entry area is submitted to the back end. The entry fields in the OTC Entry area are not cleared. A newly entered open OTC trade receives an own time stamp and a unique open OTC trade number.

If not approved an open OTC trade expires at the end of the current trading day and is then deleted by the Xetra Trading System automatically.

The entry fields in the OTC Entry area can be cleared by clicking on the Clear button. When clicking the Reset button, the entry fields are set back to the values that were saved the last time Save Settings was applied.

Menu Bar	Item	Description	Short Cut
<u>W</u> indow	<u>S</u> ave Settings	Save the current window settings.	Ctrl+S
	Cle <u>a</u> r Settings	Restores the window settings to the default.	
	H <u>i</u> de Table	Hides <i>Open OTC Trades</i> Area.	
	F <u>u</u> ll T <u>a</u> ble Mode	Toggle between two window modes: - Normal mode where all window components are displayed - Full table mode where the list box occupies the whole window screen.	F11
	<u>C</u> lose	Close the window without further action.	Shift+F4
<u>S</u> elect	<u>I</u> nstrument...	Open the <i>Instrument/Group/Profile Selection</i> window in order to select an instrument to be filled in the <i>Open OTC Entry</i> area.	F6
<u>T</u> rade	<u>A</u> dd	Submit the new open OTC trade and display it in the <i>Open OTC Trades</i> list box.	
	C <u>l</u> ear	Clear all entry fields.	
	R <u>e</u> set	Resets all fields	
<u>H</u> elp	<u>O</u> n this window...	Open the <i>Help</i> window.	F1

Open OTC Trade OnBehalf List Box (OTC Trades Area)	
Column	Description
B/S	Buy or Sell status of the OTC trade: Buy B, Sell S.
Instr	Instrument short name.
WKN	Wertpapierkennnummer.
ISIN	International Security Identification Number.
Exch	Exchange at which the instrument is being traded.

Open OTC Trade OnBehalf List Box (OTC Trades Area)	
Column	Description
IntRat	Nominal interest rate (only for bonds and basis instruments).
Issuer	Issuer (only for bonds and basis instruments).
InstrSubTyp	Type of bond.
MrtyDat	Maturity date (only for bonds, warrants, and basis instruments).
Prc	Price of the trade or yield (for yield traded instruments).
Qty	Quantity of the trade.
Curr	Currency (trading currency for instruments listed per unit, denomination currency for instruments listed in percentage).
ExchRate	1 unit of EUR gives X units of foreign currency.
AddCosts	Additional costs for the OTC trade
NoCCP	When checked, OTC trade is a No-CCP OTC trade
Cpty	Member and Trader ID of the counterpart of the trade.
Date	Transaction date.
Time	Transaction time.
OTCTrdDate	Date of the OTC trade.
OTCTrdTime	Time of the OTC trade.
Text	Free formatted text field for the member internal use.
TranId	OTC trade number, generated by the system.
MIOrdNo	Own member internal order number.
Act	Own account type: Agent                      A, Proprietary                P.
Trader	Own trader ID.
StlCode	Settlement Code: delivery versus payment    DVP.
StlDat	Settlement date.
ETF/ETP	Indicator for reporting OTC trades in ETFs, ETCs and ETNs.

Buttons (Open OTC Trade OnBehalf Entry Area)	
Identifier	Description
<u>Add</u>	Submit the entered OTC trade and display it in the OTC Trade OnBehalf list box.
<u>Clear</u>	Clear all entry fields.
<u>Reset</u>	Reset all entry fields to the values saved with <i>Save Settings</i> .



Common Fields Field Group (OTC Trade OnBehalf Entry Area)				
Identifier	Type	Description	Value / Syntax	CT
OTCTrdDate	EO	OTC trade date, pre-filled with current business date.	Depends on date format chosen.	
Curr	D	Currency (trading currency for instruments listed per unit, denomination currency for instruments listed in percentage).		
Exch	D	Exchange at which the user is logged in.	max. 3 characters: alphanumeric.	
Instr	EM	Instrument short name,	max. 5 characters: alphanumeric	*
		or Wertpapierkennnummer,	or max. 9 characters: alphanumeric,	*
		or ISIN.	or 12 characters: alphanumeric.	*
Qty	EM	Quantity of the trade.	max. 12 digits, numeric (max. 9 digits and max. 3 decimals). Note: However the display depends on the minimal tradable unit of an instrument. H enters 100 or 2 zeros, if there was another number entered. T enters 1000 or 3 zeros, if there was another number entered. M enters 1000000 or 6 zeros, if there was another number entered.	

Common Fields Field Group (OTC Trade OnBehalf Entry Area)				
Identifier	Type	Description	Value / Syntax	CT
Price	EM	Price of the trade or yield (for yield traded instruments).	max. 9 digits: max. 3 decimals (basis, equities and warrants) or max. 5 decimals (bonds), numeric. H enters 100 or 2 zeros, if there was another number entered. T enters 1000 or 3 zeros, if there was another number entered. M enters 1000000 or 6 zeros, if there was another number entered.	
OTCTrdTime	EM	OTC trading time	HH:MM:SS or HH:MM.	
ExchRate	EM/D	Exchange rate in case of denomination and settlement currency are different.	max. 10 digits, numeric (max. 10 digits and max. 5 decimals). H enters 100 or 2 zeros, if there was another number entered. T enters 1000 or 3 zeros, if there was another number entered. M enters 1000000 or 6 zeros, if there was another number entered.	

Common Fields Field Group (OTC Trade OnBehalf Entry Area)				
Identifier	Type	Description	Value / Syntax	CT
AddCosts	EO	Additional costs. This amount is added to the settlement amount.	max. 13 digits, numeric plus sign indicator (max. 13 digits and max. 5 decimals). H enters 100 or 2 zeros, if there was another number entered. T enters 1000 or 3 zeros, if there was another number entered. M enters 1000000 or 6 zeros, if there was another number entered.	
NoCCP	D	empty or N - CCP instrument Y - Non CCP instrument	Y, N; Space	

Counterparties Buy Field Group (OTC Trade OnBehalf Entry Area)				
Identifier	Type	Description	Value / Syntax	CT
On Behalf	EM	Member and Trader ID of buy side	11 characters: alphanumeric.	
Text	EO	Free format text field of buy side.	max. 16 digits numeric and special characters.	
MIOrdNo	EO	Member internal order number of buy side	max. 16 digits: numeric and special characters.	

Counterparties Sell Field Group (OTC Trade OnBehalf Entry Area)				
Identifier	Type	Description	Value / Syntax	CT
On Behalf	EM	Member and Trader ID of sell side	11 characters: alphanumeric.	

**Counterparties Sell Field Group (OTC Trade OnBehalf Entry Area)**

Identifier	Type	Description	Value / Syntax	CT
Text	EO	Free format text field of sell side.	max. 16 digits numeric and special characters.	
MIOrdNo	EO	Member internal order number of sell side	max. 16 digits: numeric and special characters.	

**Settlement Field Group (OTC Trade OnBehalf Entry Area)**

Identifier	Type	Description	Value / Syntax	CT
StlCode	D	Settlement Code:  delivery versus payment (approved OTC trades routed to CCP, in case of CCP instruments and prices within OTC price range).	DVP.	
StlDate	EM	Settlement date	Depends on date format chosen (European or American), I, N.	

### 4.3.3 OTC Reporting Window

#### Description

The *OTC Reporting* window allows the trader to enter trade reports to disseminate information about OTC trades as required by MiFID. This window is normally used to report OTC trades that have not taken place on the Xetra system. OTC trades entered on Xetra can also be reported at the time of entry by providing the additional data in the enhanced Open OTC Trading window.

Furthermore, trade reports can be confirmed or cancelled.

Instr	WKN	ISIN	TranId	TrdRptSts	Date	Time	OTCTrdDate	OTCTrdTime	Prc
BMW	519000	DE0005190003	9000026	P	22.02.2008	10:49:11	22.02.2008	10:11:00	141,00000
BMW	519000	DE0005190003	9000025	P	22.02.2008	10:33:36	22.02.2008	10:11:00	141,00000
BMW	519000	DE0005190003	9000024	P	22.02.2008	10:33:34	22.02.2008	10:11:00	141,00000
BMW	519000	DE0005190003	9000023	P	22.02.2008	10:33:32	22.02.2008	10:11:00	141,00000
BMW	519000	DE0005190003	9000022	D	22.02.2008	10:49:04	22.02.2008	10:11:00	141,00000
BMW	519000	DE0005190003	9000022	P	22.02.2008	10:33:30	22.02.2008	10:11:00	141,00000

TranId: 9000026 ISIN: DE0005190003 OTCTrdDate: 22.02.2008 Price: 141,00000 Qty: 1,000

OTCTrdTime: 10:11:00 Curr: EUR ExVenId: MIC

QtyNot: 1 OrigBIC: XETR UTCOffset: +01:00 OnBehalf: LTR004

OthMktPrc: ☐ NegoPrc: ☐ DelayInd: ☐

PortTrd: ☐ AmndInd: ☐ ETF/ETP: ☐

FFM 90730 MiFID REPORT SUCCESSFULLY ENTERED/PUBLISHED

Figure 4.27: OTC Reporting window.

#### Functionality

The *OTC Reporting* window allows the user to enter, confirm, cancel or amend trade reports. It displays information about trade reports. Trade reports are visible only to the originator and its respective senior traders.

The display of trade reporting information can be filtered by usage of the *Quick Filter* Field Group. By selecting an ISIN restricts the display to trade reporting information of that ISIN. Selecting a Date or OTCTrdTime restricts the display to trade reports of that OTC trading day or later and to that entered OTC trading day and later.

The *MiFID Reporting* list box is automatically updated on entry of open OTC trades which contain MiFID trade reporting information or on entry of trade reports or on confirmation or cancellation of trade reporting information.

The *OTC Reporting* window is divided into two areas: The *OTC Reporting* area, with the *OTC Reporting* list box and the *Delete* button, and the *OTC Trade Report Entry* area. In the *OTC Reporting* area the user can see and delete trade reporting information. In the *OTC Trade Report Entry* area, the user can enter and confirm OTC trade reporting information.

#### *OTC Reporting area:*

The trade reports are placed into the *OTC* trade report book, visible only to the entering party, its corresponding senior traders in the *OTC Reporting* list box. Once a trade report is entered into the MiFID trade report book, confirmed or cancelled, an *OTC* trade entry message is disseminated to the originator. There is no limited number of *OTC* trade reports entered for a specific instrument or by member.

In order to cancel a trade report the user selects one or several rows in the *OTC Reporting* list box and clicks the *Delete* button. The trade reporting status of the rows in the *OTC Reporting* list box are updated.

If a user selects the entire column and clicks the *Delete* button, the trader will be prompted with the *Cancel Trade Reporting* window to confirm the cancellation of all trade reports in the *OTC Reporting* window.

#### *OTC Trade Report Entry area:*

If a trade report is to be entered for a trade that originated on a different day than the Xetra business day, the *Date* field needs to be filled with the corresponding date. The *Date* field will be pre-filled with the current business day. If no date is selected at trade report entry the current business day is taken by the back end.

The *OTCTrdTime* has to be entered with the local time when the *OTC* trade was accomplished.

The *ISIN* field has to be filled with the *ISIN* of the instrument for which the trade report is entered. As the instrument not necessarily has to be listed on Xetra no *Instrument/Group/Profile Selection* window will be available. Any alphanumeric characters can be entered which are then validated on the Xetra system for validity.

The *Price* field has to contain the price. Any price with a maximum of 8 digits before the decimal point and 5 digits after can be entered.

The *Qty* field needs to be filled with the trade report quantity. Any quantity with a maximum of 12 digits before the decimal point and 3 digits after can be entered.

The *QtyNot* needs to contain the unit in which the instrument is quoted.

The currency in which the trade price is entered has to be specified in the *Curr* field.

The Execution Venue ID (field *ExVenId*) needs to be filled with an identifier, where the trade was executed. It can e.g. be filled with the originator's bank internal code (*BIC*) or with "OTC" or with "SI" for systematic internalization.

The field *OrigBIC* needs to be filled with the originator's bank internal code.

The field *UTCOffset* is mandatory and has to contain the time difference to coordinated universal time (*UTC*).

The *OthMktPrc* indicator should be set if the entered trade price is determined by factors other than the current market price, e.g. *VWAP*, connected party trade, special settlement, worked trade.

In case the entered price is negotiated the *NegoPrc* indicator has to be set. The *NegoPrc* indicator shall not be set from *FWB* members.

The *DelayInd* indicator should be set if deferred trade reporting publication is intended. CEF will check whether delay is compatible with MiFID rules and if applicable will delay trade report publication.

If the trade is part of a portfolio trade the *PortTrd* indicator needs to be marked.

If an update is required for a trade report that has already been entered, this original trade report should be cancelled and a new trade report needs to be entered with marked *AmndInd* indicator.

The ETF/ETP indicator needs to be set for reporting OTC trades in Exchange Traded Funds (ETFs), Exchange Traded Commodities (ETCs) and Exchange Traded Notes (ETNs). ETFs, ETCs and ETNs are non-MiFID reporting instruments.

When clicking the *Add* button, the trade report entered in the *MiFID Trade Report Entry* area is submitted to the back end. The entry fields in the *MiFID Trade Report Entry* area are not cleared. A newly entered trade report receives an own time stamp and a unique OTC trade number.

OTC trade reports are subject to price and volume validations.

In case the OTC price or volume validation has failed, the trade reporting information will be broadcast and displayed in the *OTC Reporting* list box. The *Add* button switches to *Confirm* and the user can directly send confirmation of the original entry by clicking *Confirm*. In case any data in the *OTC Trade Report Entry* area is changed the button switches back to *Add*. Clicking the button sends a new trade report to the back end.

Trade reports can be confirmed alternatively by selecting the trade report via double-click in the *OTC Reporting* list box. The values of the trade report are pre-filled in the *OTC Trade Report Entry* area and the *Confirm* button is enabled. Pressing *Confirm* sends the trade report confirmation to the back end. All entry fields can be changed but any change of trade report data will switch the *Confirm* button back to the *Add* button and submission to the back end by pressing *Add* will result in the entry of a new trade report.

The entry fields in the *OTC Trade Report Entry* area can be cleared by clicking on the *Clear* button.

When clicking the *Reset* button, the entry fields are set back to the values that were saved the last time *Save Settings* was applied.

## Menu

Menu Bar	Item	Description	Short Cut
<u>W</u> indow	<u>S</u> ave Settings	Save the current window settings.	Ctrl+S
	Cle <u>a</u> r Settings	Restores the window settings to the default.	
	<u>S</u> ort...	Open the Sort Table window	
	<u>F</u> ind...	Open the Find Table window	Ctrl+F
	<u>P</u> rint...	Open the Print Table window	Ctrl+P
	<u>E</u> xport...	Open the Export Table window	Ctrl+E
	F <u>u</u> ll T <u>a</u> ble Mode	Toggle between two window modes: - Normal mode where all window components are displayed - Full table mode where the list box occupies the whole window screen.	F11
	<u>C</u> lose	Close the window without further action.	Shift+F4
<u>R</u> eport	<u>D</u> elete	Cancel selected trade reports.	
	<u>A</u> dd	Submit the new trade report.	
	<u>C</u> onfirm	Confirm the trade report if volume or price validation has failed and display it in the MiFID Reporting list box.	
	C <u>l</u> ear	Clear all entry fields.	
	<u>R</u> eset	Reset all entry fields to the values saved with <i>Save Settings</i> .	
<u>C</u> olumns	<u>D</u> elete	Remove the selected column(s) from the <i>MiFID Reporting</i> list box.	
	<u>A</u> dd All	Restore the display of all columns.	Ctrl+U
	<u>S</u> elect...	Open the <i>Column Selection</i> dialog for specifying the columns to be displayed in the list box.	
	<u>F</u> reeze	Prevent the selected column and all columns to the left of it from scrolling.	
	<u>U</u> nfreeze All	Allow scrolling for all columns.	
	<u>A</u> utofit All	Resize all visible columns according to their content.	
<u>H</u> elp	<u>O</u> n this window...	Open the <i>Help</i> window.	F1



Quick Filter Field Group (OTC Trade Report Entry Area)				
Identifier	Type	Description	Value / Syntax	CT
Exch	D	Exchange the user is logged in.	Max. 3 characters: alphabetic	
ISIN	EO	ISIN	12 characters: alphanumeric.	
Date	EO	OTC trading date	Depends on date format chosen.	*
OTCTrdTime	EO	OTC trading time	HH:MM:SS or HH:MM.	*

OTC Reporting List Box (OTC Reporting Area)	
Column	Description
Instr	Instrument short name.
WKN	Wertpapierkennnummer.
ISIN	International Security Identification Number.
TranId	Trade number, generated by Xetra.
TrdRptSts	Status of the trade report. Valid values are: Sent for Publication P, Sent for Amendment A, Sent for Confirmation C, Sent for Cancellation D.
Date	OTC Trade date.
Time	Transaction time.
OTCTrdDate	Date of the OTC trade.
OTCTrdTime	OTC Trade time.
Prc	Price of the trade or yield (for yield traded instruments).
Qty	Quantity of the trade.
Curr	Currency in which the price has been entered.
Submitter	Submitter of the trade report entry, confirmation or cancellation. Only visible for the submitter of the trade and his senior traders.
Trader	Id of the trader for whom the trade report has been entered
ExVenId	Execution Venue ID. Identifier where the trade was originally executed, e.g. "OTC", "SI" or a BIC code.
OrigBIC	Bank internal code of the trade originator.
UTCOffset	Time difference to UTC.
OthMktPrc	Indicator if trade price other than current market price.

OTC Reporting List Box (OTC Reporting Area)	
Column	Description
NegoPrc	Indicator if trade price is negotiated.
DelayInd	Indicator if trade publication is to be deferred.
PortTrd	Indicator if trade is part of a portfolio trade.
PrcAlt	Price alert field. Valid values are: Price validation successful       '', Price validation not successful     'A', Price validation not possible       'N'.
QtyAlt	Quantity alert field. Valid values are: Quantity validation successful       '', Quantity validation not successful   'A', Quantity validation not possible     'N'.
QtyNot	Unit of quotation of the entered instrument.
ETF/ETP	Indicator for reporting OTC trades in ETFs, ETCs and ETNs.

Mouse Usage	Column	Description
SC-L	Any	Select one trade report.
DC-L	Any	Select one trade report and display its contents in the <i>OTC Trade Report Entry</i> area.
Shift+SC-L	Any	Select more than one subsequent trade report.
Ctrl+SC-L	Any	Select more than one non-subsequent trade report.

Buttons (OTC Reporting Area)	
Identifier	Description
<u>D</u> elete	Send cancellation of the selected trade report - only possible for trade reports entered by the user or his senior trader.

Trade Report Entry Field Group (OTC Trade Report Entry Area)				
Identifier	Type	Description	Value / Syntax	CT
TranId	D	Trade number, generated by Xetra	Max. 7 characters: numeric	
ISIN	EM	ISIN	12 characters: alphanumeric.	
OTCTrdDate	EO	Trading date, pre-filed with current business date.	Depends on date format chosen.	*
OTCTrdTime	EM	OTC Trading time	HH:MM:SS or HH:MM.	*
Price	EM	Price of the trade	max. 13 digits, numeric (max. 8 digits before decimal point and 5 after)	
Qty	EM	Quantity of the trade.	max. 15 digits, numeric (max. 12 digits before decimal point and max. 3 after).	
QtyNot	EM	The unit in which the instrument is quoted.	Format: 1 char alphanumeric. Valid values: 1 - unit 2 - percentage 3 - per thousand 4 - points 9 - other.	*
ETF/ETP		Indicator for reporting OTC trades in ETFs, ETCs and ETNs.		
Curr	EM	Currency of the entered price.	Format: 3 characters alphanumeric	
ExVenId	EO	A user defined text indicating where the trade was executed. Should be filled with BIC or the acronyms "OTC" or "SI".	max. 11 characters: alphanumeric	
OrigBIC	EM	BIC for the originator of the trade.	max. 11 characters: alphanumeric	

Trade Report Entry Field Group (OTC Trade Report Entry Area)				
Identifier	Type	Description	Value / Syntax	CT
UTCOffset	EM	Offset of closing time from OTC +/-HH:MM.	6 character alphanumeric Format (+/-)HH:MM Valid values: A time offset in the range -03:00 to +04:00 with full hours only.	*
OnBehalf	EM/D	Trader ID of the trader the user is acting on behalf of (only enabled for senior traders).	6 characters: alphanumeric	
OthMktPrc	S	Other Than Current Market Price Indicator checkbox. If set a price other than the current market price is indicated.		
NegoPrc	S	Negotiated Price Checkbox. If set a negotiated price is indicated.		
DelayInd	S	Delay Indicator Checkbox. If set block delay is to be applied.		
PortTrd	S	Portfolio Trade Checkbox. If set the entered trade is one part of a portfolio trade.		
AmndInd	S	Amendment Indicator Checkbox. Should be set if entered trade report amends another trade report that has been entered previously.		

Buttons (OTC Trade Report Entry Area)	
Identifier	Description
<u>A</u> dd	Submit the entered trade report.
<u>C</u> onfirm	Confirm the trade report if volume or price validation has failed and display it in the <i>MiFID Reporting</i> list box.
<u>C</u> lear	Clear all entry fields.
<u>R</u> eset	Reset all entry fields to the values saved with <i>Save Settings</i> .

## 4.4 Own

### 4.4.1 Trading Board Window

#### Description

The *Trading Board* window is an individual configurable frame set which includes the information and functionality of several windows. It was implemented as an alternative to the “flying” windows (external windows) where a window may be hidden by others. New window panels can be created by dragging the dividers from the right or the bottom border of the window towards the inner part. Every panel can be equipped with exactly one window out of the list of windows described below. These configurations can be stored and reloaded at any time.

The data transfer between e.g. the *Order Market Overview* and the *Fast Order Entry* as well as between other windows (details, see Functionality) is also supported and ensures, that all necessary actions can be performed inside the *Trading Board* window.

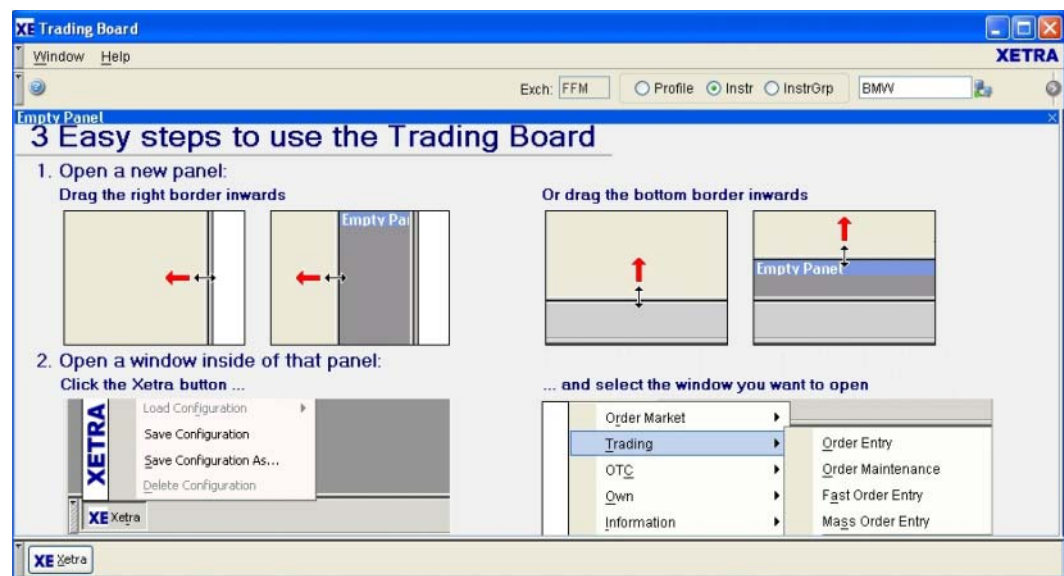
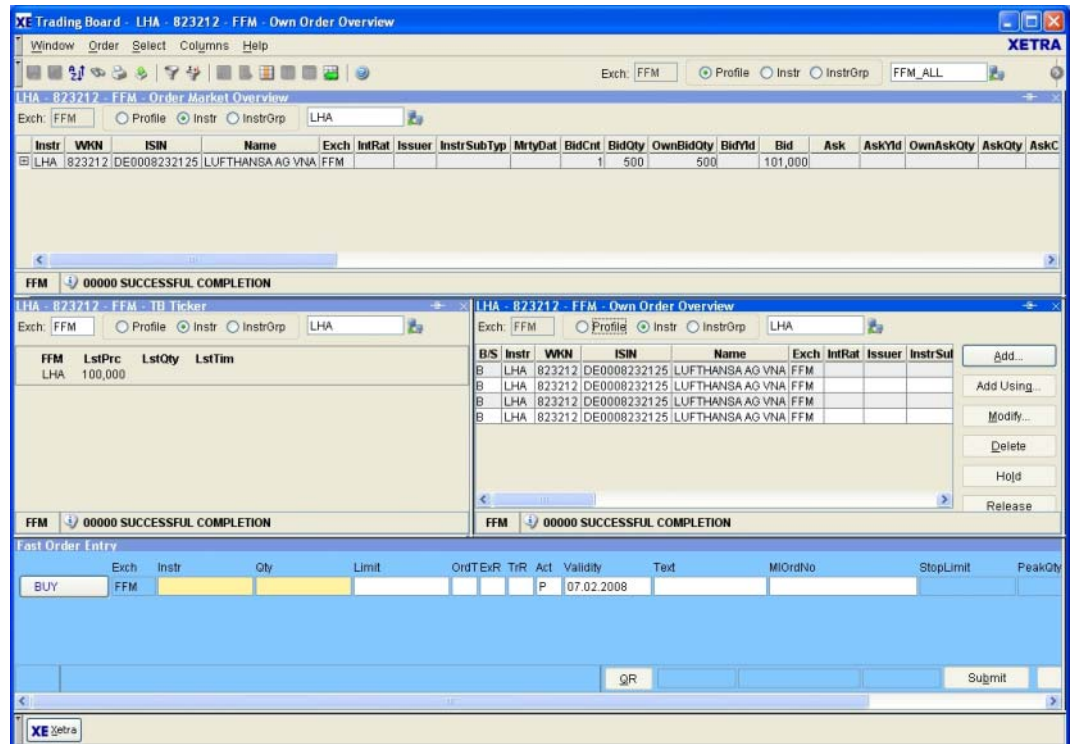


Figure 4.28: Empty *Trading Board* window.

Figure 4.29:Filled *Trading Board* window

## Functionality

The *Trading Board* window allows multiple windows of the Xetra J-Trader to be opened within it. The user is able to modify the sizes of all windows contained in the Trading Board and, it is easier to locate a certain window if it is opened in the Trading Board.

The Trading Board is initially empty when opened for the first time. Windows can be opened within it by a right mouse click onto an empty panel, which opens a *Context Menu* that offers a list of windows to choose from (see below for descriptions and list of the windows which can be opened.) Windows can also be opened via the menu of the *Xetra Button*, which is useful when no empty panel is available in the Trading Board.

New empty panels as placeholders for Xetra J-Trader windows can be opened either via the menu from the *Xetra Button* or by grabbing the right or bottom border of the right-most or bottom-most window inside the Trading Board and by dragging that border leftward or upward. A new empty panel will then be created inside of the gap between the old and new position of that border. If no empty panel can be created this way, the Trading Board is full and other windows inside of it should be closed to make space for a new one. Windows inside of the Trading Board can also be replaced if the window is selected and a different one is chosen via the *Xetra Button* menu.

### Menu Items

The menu of the empty *Trading Board* is identical to the menu of an empty panel, it only contains the "Close" and (Help) "On this window..." menu items. When the focus of the *Trading Board* is on one of the possible windows, the menu items correspond to the menu items of that window as if it were open outside of the *Trading Board*.

### Context Menu

The *Context Menu* is opened with a right mouse click on any empty space in the Trading Board. The *Context Menu* shows the available windows, which open into the space from which the *Context Menu* was opened. The following is a summary of the windows available in the *Context Menu* of the *Trading Board*:

Menu Item	Trading Window
Order Market	<u>O</u> rd <u>e</u> r Instrument Overview
	Order Instrument <u>F</u> ull Overview
	Order <u>M</u> arket Overview
	Quote <u>R</u> equest Overview
	<u>C</u> ross Request Overview
	<u>T</u> icker
	Trading Board <u>T</u> icker
	Online Times and Sales Sheet
<u>T</u> rading	<u>O</u> rd <u>e</u> r Entry
	<u>O</u> rd <u>e</u> r Maintenance
	<u>F</u> ast Order Entry
	Mass <u>O</u> rd <u>e</u> r Entry
	<u>Q</u> uote Entry
	Mass Quote En <u>t</u> ry
	Market Maker <u>P</u> rotection
	Quote <u>R</u> equest Entry
	<u>C</u> ross Request Entry
<u>O</u> <u>T</u> <u>C</u>	<u>O</u> pen OTC Trading
	Open OTC on <u>B</u> ehalf
	OTC <u>R</u> eporting

<u>O</u> wn	<u>O</u> wn Order Overview
	Own <u>Q</u> uote Overview
	<u>B</u> ack Office Information
	<u>T</u> rade Information
<u>I</u> nformation	<u>N</u> ews
	<u>R</u> isk Monitoring Maintenance

### Xetra Button

The *Xetra Button* consists of 3 thirds. The top third contains the five Main Menu items with pull-down sub-menus for the available windows, which are identical to those found in the Context Menu. The middle and lower third of the Xetra Button menu contains items for the configuration of the Trading Board.

Buttons	
Identifier	Description
<u>X</u> etra	Open the Menu Bar with the menu items for opening the windows and saving/deleting configurations.



Menu Item	Trading Window
<u>O</u> rders Market	Move across to open sub-menu of available windows from the <i>Main Menu</i> item <i>Order Market</i> .
<u>T</u> rading	Move across to open sub-menu of available windows from the <i>Main Menu</i> item <i>Trading</i> .
<u>O</u> TC	Move across to open sub-menu of available windows from the <i>Main Menu</i> item <i>OTC</i> .
<u>O</u> wn	Move across to open sub-menu of available windows from the <i>Main Menu</i> item <i>Own</i> .
<u>I</u> nformation	Move across to open sub-menu of available windows from the <i>Main Menu</i> item <i>Information</i> .
<u>A</u> dd Empty Panel	Opens an empty horizontal panel at the bottom of the <i>Trading Board</i> .
<u>C</u> lear Board	Closes all windows in the current session of the <i>Trading Board</i> , leaving a single empty panel.
Load <u>C</u> onfiguration	Move across with the cursor from the <i>Load Configuration</i> item to select one of the saved configuration which are listed in a sub-menu (see below).
<u>S</u> ave Configuration	Opens the <i>Save Configuration</i> window (see below).
Save <u>C</u> onfiguration As...	Opens the <i>Save Configuration</i> window (see below).
<u>D</u> elete Configuration	Opens the <i>Delete Configuration</i> window (see below).

### Configuration Management

The *Save Configuration* window is opened from the *Xetra Button*. This window allows the user to specify a configuration name which is used to save the current content of the Trading Board (opened windows, window placement and window settings) into a configuration which is stored into the user profile. Clicking on the *OK* button saves the configuration and closes the window.



Figure 4.30: Save Configuration window.

Anytime after a configuration has been saved, it can be brought up into any *Trading Board* session by use of the *Configurations* menu item in the *Xetra Button*. Move across with the cursor from the *Configurations* item to select one of the saved configuration which are listed in a sub-menu.

Configurations can be deleted much in the same way they are saved by using the *Delete Configuration* menu item in the *Xetra Button*. Clicking on this item opens the *Delete Configuration* window, from which the configuration to be deleted is chosen in a pull-down menu. Clicking on the *OK* button deletes the chosen configuration and closes the window.

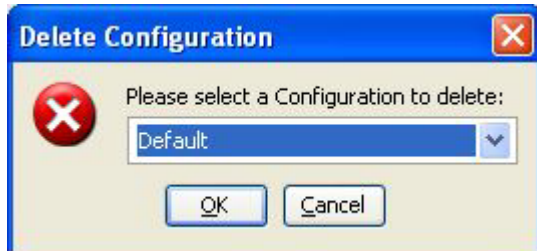


Figure 4.31: Delete Configuration window.

The *Clear Board* button in the *Xetra Button* closes all windows in the current session of the *Trading Board*, leaving a single empty panel.

The *Add Empty Panel* button in the *Xetra Button* opens an empty horizontal panel at the bottom of the *Trading Board*.

### Details on the Functionality of the Trading Board:

Windows that would be closed if the *Submit* button were used in a window opened outside of the *Trading Board* will not be closed by the *Submit* button if opened inside the *Trading Board*. Instead the *Submit* button will just clear all entry fields of these windows.

The menu bar of the currently active window inside the *Trading Board* is displayed at the top left corner of the *Trading Board* as if it were the menu bar of the *Trading Board* itself. This saves a lot of space in the *Trading Board*. The title of the *Trading Board* changes according to the currently selected window to make clear to which window the menu bar belongs. In this

case, the menu bar of the *Trading Board* is not accessible via the menu bar, but the same menu options are available via the *Xetra Button*.

Every window inside of the *Trading Board* can be minimized. A minimized window is removed from the content panel, the remaining windows are resized in order to fully consume the freed space. The minimized window is then displayed as a button in the bottom window bar next to the *Xetra Button*. The name of the button carries the window title of the minimized window. If this minimized window button is clicked, the minimized window is restored and the framework tries to position it at the previous location if possible, or at a location that is closest to the previous location. The minimized window button is then removed from the bottom window bar.

Every window inside of the *Trading Board* can be closed. A closed window is removed from the content panel, and the remaining windows are resized in order to fully consume the freed space.

### Global Filtering

*Trading Board* provides a *Global Filter* component that allows to apply filter settings with one click for several windows. It is located on the right end of the toolbar.

Entering filter criteria the *Enter* key or the *Inquire* button will send the values to all contained and attached windows. Whether a window is attached or detached is shown by an icon in the title bar of the window. Clicking on this icon will attach / detach the according window.



Figure 4.32: Icon of a screen attached to Global Filter.



Figure 4.33: Icon of a screen not attached to Global Filter.

Windows without a filter criteria have no attach / detach icon.

### Toggle Global Filter

Since Energy Auction Trading has different global filter criteria fields than Basic Xetra Trading has, the *Global Filter* looks different in each case. It is possible to toggle between Energy Auction Trading and Basic Xetra Trading, by a SC-L on the *Global Filter* button.

The *Global Filter* becomes effective only for those windows that have the global filter criteria also in their own filter criteria, irrespective of their attached/detached state. The following example may clarify this point.

Assumed a Trading Board consists of two windows, an *Own Order Overview* window and an *Hourly Bid Entry* window (Energy Auction Trading). If the *Global Filter* is applied for an instrument, the *Own Order Overview* will be updated, whereas the *Hourly Bid Entry* window will not, even if it is attached, because it has no instrument as filter criteria.



Figure 4.34: Opened global filter component for Basic Xetra Trading.

Global Filter Field Group for Basic Xetra Trading				
Identifier	Type	Description	Value/ Syntax	CT
Exch	D	Exchange at which the instrument is being traded. The field is pre-filled with the logged-in exchange.	max. 3 characters alphanumeric.	
Profile	S	Select a profile as filter criterion.	Default.	
Instr	S	Select a single instrument as filter criterion.		
InstrGrp	S	Select an instrument group as filter criterion.		
Instrument field	EM	Instrument short name,	max. 5 characters: alphanumeric,	*
		or Wertpapierkennnummer,	or max. 9 characters: alphanumeric,	*
		or ISIN,	or 12 characters: alphanumeric,	*
		or Instrument Group ID,	or max. 4 characters: alphanumeric,	*
		or Profile ID.	or max. 20 characters: alphanumeric and special.	*

Global Filter Field Group for Basic Xetra Trading				
Inquire	B	Sends the request with the filter criteria specified.	None.	
Inquire	B	Refreshes the hourly bid table with the hourly bids which are stored on the Xetra back end for the selected date, TSO and Account ID.	None	

#### Data Transfer between Windows

A SC-L in the *Order Market Overview* panel transfers the order data to the *Fast Order Entry* in the *Trading Board*. If no *Fast Order Entry* is available in the *Trading Board*, the data is transferred to the external *Fast Order Entry*.

If the windows *Order Market Overview*, *Order Instrument Overview*, *Own Order Overview*, *Own Quote Overview*, *Quote Request Overview*, *Cross Request Overview* and *Back Office Information* are used in the *Trading Board* the functionality concerning SC-L and DC-L works analogous to the functionality of these windows outside the *Trading Board*. In case the target window of a SC-L or DC-L action is available in the *Trading Board* the data is transferred to the first window of this type (from left to right and top to bottom). Otherwise a new window is opened outside the *Trading Board*. The same applies for the usage of buttons.

## Trading Board Ticker

The *Trading Board* provides an additional window that is not available outside this window. The *Trading Board Ticker* window displays internal and external trade price information for Xetra. Unlike the *Ticker* window, the *Trading Board Ticker* displays its information horizontally and does not insert a new line when a new price arrives. Instead, it updates the corresponding fields of the displayed data. The *Trading Board Ticker* is available by the short name *TBT*.

The subset of instruments to be displayed can be defined by choosing a single instrument, a profile or an instrument group in the same manner as described for the *Ticker* window.

The instrument data is arranged in two lines as follows: Line one will display the Exchange of the displayed instrument and the headers *LstPrc*, *LstQty* and *LstTim*. Line two will display the instrument name, the last traded price, the last traded quantity and the time when the last price was determined. If no price is available for the current business date, the column *LstPrc* displays the last price that was determined on a previous business day for this instrument (supposed there is one). In this case the columns *LstQty* and *LstTim* remain empty as well.



Figure 4.35: *Trading Board* with a single instrument.

The display of the instrument name is flexible. The *Display* menu contains the menu items *Mnemonic*, *WKN* and *ISIN*, which allow to choose how the instrument name is displayed.

If there is more than one instrument selected, they are separated by a thin vertical separator bar between them. If there are more instruments than fit into the display, the ticker will start to scroll leftward in order to give each instrument a chance to be displayed. It is possible to stop the scrolling by holding the left mouse key, to manually scroll the ticker forward and backward by holding and dragging the left mouse key and to let the ticker run again by releasing the mouse key.

The last price is dynamically updated together with the field tendency (foreground color) and highlighting (background color) as it is done with prices in the *Ticker* window.

The *Trading Board Ticker* will not create separate entries for cross trades or Xetra BEST trades. Instead, the existing entries for the instrument will be updated. However, like in the *Ticker* window trade prices of instruments in subscription are marked with an asterisk, Xetra Midpoint prices are marked with "XM", Bundesbank prices are marked with 'BD' and Xetra BEST prices are marked with "XB".

Unlike the *Ticker* window the *Trading Board Ticker* does not display external price information (indices like DAX, MDAX, etc.) in a separate table. Instead, by creating respective profiles, the user has the most flexible option to open a ticker with external instruments, a ticker without external instruments or even mixed tickers with internal and external instruments.

## Menu

Menu Bar	Item	Description	Short Cut
<u>W</u> indow	<u>C</u> lose	Close the <i>Trading Board</i> .	Shift+F4
<u>H</u> elp	<u>O</u> n this window...	Open the Help window.	F1

Mouse Usage	Column	Description
SC-R	Empty Panel	Pop-up menu for window selection.
SC-L	Order Market Overview	Fast Order Entry.
DC-L	Order Market Overview	Order Entry or Order Instrument Overview depending on the column.
DC-L	Own Order Overview	Order Maintenance.
DC-L	Own Quote Overview	Quote Entry.
DC-L	Quote Request Overview	Quote Entry.
SC-L	Order Instrument Overview	Fast Order Entry.
DC-L	Order Instrument Overview	Order Entry.
SC-L	Order Instrument Full Overview	Fast Order Entry.
DC-L	Order Instrument Full Overview	Order Entry.

## 4.4.2 Own Order Overview Window

### Description

The *Own Order Overview* window shows a dynamic overview of all own orders of a trader. This includes all regular persistent orders, routed Xetra BEST orders, stop orders as well as held orders. A senior trader can also view all orders, BEST orders and stop orders of traders within his subgroup except the held orders. Held orders can only be seen by the trader who set the orders to hold (within one trading session).

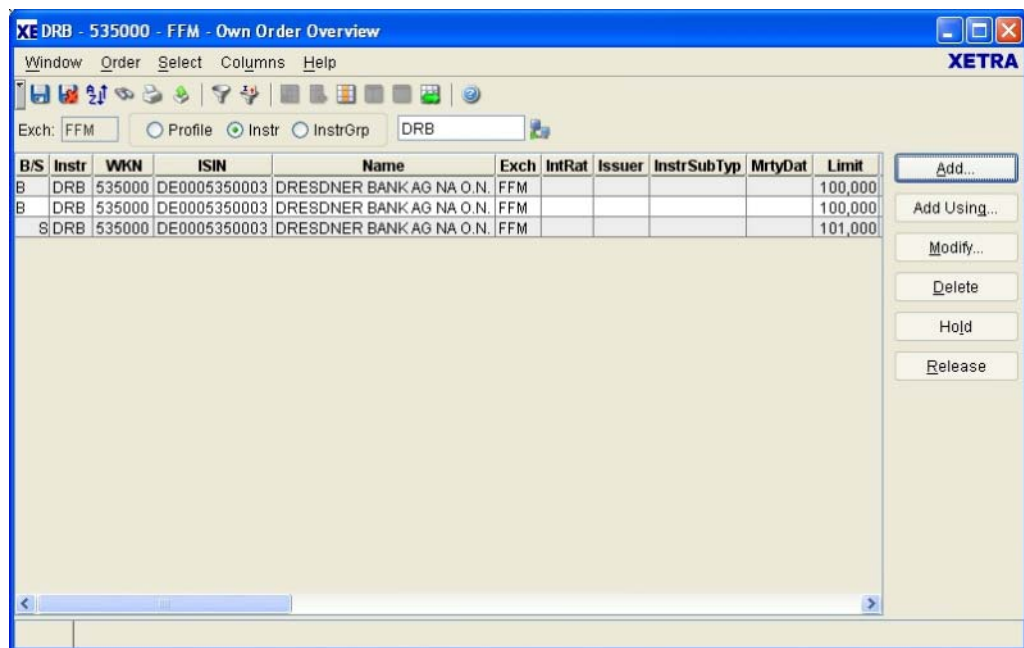


Figure 4.36: Own Order Overview window.

### Functionality

The *Own Order Overview* window displays all orders of a user. If the user is a senior trader, he may also view the orders of the traders of his subgroup.

The user can select the main filtering criterion in the *Quick Filter* field group. He can either choose a profile (the default profile will be displayed when choosing the profile radio button), an instrument group, or an instrument. The *InstrGrp* radio button in the *QuickFilter* field group is disabled if the user is logged into the Xetra Frankfurt 2 exchange. If an instrument is selected the context menu contains the instruments of the static part of the default profile. Clicking the *Enter* key applies the filter criterion. However, if the filter criterion is empty, clicking *Enter* will retrieve all own orders of the user. If the senior trader likes to display the orders of the traders of his subgroup, he has to use the *Filter* window.

All extended filter criteria will be reset to empty when the *Quick Filter* field group is used. If the *Order Filter* window is opened after having filtered via the *Quick Filter*, the actually selected instrument, instrument group, or profile and the exchange will be shown in the filter window.

The *Order Filter* window can be accessed via the *Filter...* item of the *Select* menu.

New order entries, order modifications and partial matching of own orders dynamically update the window. Orders are removed from the *Own Order Overview* window when they have been fully matched or if they are deleted.



Held orders are orders which were deleted from the public order book at the Xetra back end and are still kept for the trader as private information. The private information can only be seen by the originator of the hold request and is only valid within a trading session on a dedicated workstation.

A held order can also be entered in the *Fast Order Entry* window, the *Order Entry* window and the *Mass Order Entry* window. In this case the order will not appear in the public order book unless it is released.

Orders (including BEST orders) displayed in the *Own Order Overview* list box are sorted per default first by the sorting in the profile, second by the bid / ask constellation and third by aggressive limit and time. Stop orders and held stop orders are sorted last by stop limit, aggressive limit and time. Buy orders are sorted by highest (market) first and sell orders are sorted by lowest (market) first.

The *Own Order Overview* window allows the user to enter orders by using the *Add...* button, which then invokes the *Order Entry* window or using a selection of the *Own Order Overview* list box and clicking the *Add Using...* button which opens the *Mass Order Entry* window. It is possible to modify orders by using the *Modify...* button and the *Order Maintenance* window. If multiple orders are selected and the *Modify...* button is clicked, a mass modification of orders can be performed with the *Mass Order Modification* window. The selection of multiple orders to be modified is also possible via clicking a column header. Modifications of triggered stop orders (execution restriction equals TRG) will open the *Order Maintenance* window with execution restriction set to blank, as TRG is not a possible input value for the execution restriction field. TRG is also overridden if held orders are released.

The selection of all orders by selecting the column header and the corresponding maintenance is also possible for “delete”, “hold” and “release”.

Clicking the *Delete* button deletes all selected orders without requesting a confirmation of the deletion from the user. If the entire column is selected, the trader can delete all filtered orders in the *Own Order Overview* window at once by clicking the *Delete* button. In this case, the *Delete Order Confirmation* window will pop up and the trader has to confirm the deletion request.

There will be no notification/broadcast for non-persistent orders/quotes and for the deletion of persistent orders with validity GFD after the trading hours. Non-persistent orders/quotes cannot be modified, only deleted.

Enhanced Transaction Solution orders can only be inquired and deleted via GUI, but not entered or modified. They can be identified via the fields *CIOrdID* and *SessID*.

With the *Hold* button, one, multiple, or all (by selecting a column header) filtered orders can be set to the held state (regular orders and stop orders). If selecting all filtered orders by clicking on the column header and pressing the *Hold* button, the *Hold Order Confirmation* window will appear. With the *Release* button, held orders can be released again. When orders are released, all validations as for order entry are made. If selecting all held orders by clicking on the column header and clicking on the *Release* button, the *Release Order Confirmation* window will appear. By clicking *OK* all filtered held orders can be released at once. By submitting a multiple selection of held orders they are visible to the market again. If there is an error releasing an iceberg order (for instance, because the overall quantity is not round lot anymore), the user gets informed about the failure in the local message log window of the *Own Order Overview* window. Held market-to-limit orders with a limit assigned cannot

be released. Any release of a held order is handled such as a new order entry and is again subject to Xetra BEST in case all conditions are fulfilled.

A locked stock concept is introduced with the continuous auction with specialist trading model. Basically, specialists can (for their instruments) manually initiate a state change to the auction freeze phase. As a result, the order book is "frozen" for all participants except for the specialist and Market Supervision. All order entries, modifications and deletions (also for stop orders) enter a locked stock queue. These can be identified when the *TrdRes* is "PD" (Pending Transaction). The original order remains unchanged and a new row is added to the Own Order Overview list box for each order entry, modification or deletion. Only after the freeze phase has been terminated, will the corresponding requests for (stop) order entries, modifications and deletions in the locked stock be applied to existing orders in the order book. An order can only be modified or deleted if it has not been executed, either fully or partially. Pending changes to fully executed orders are discarded (cancelled). This means that the rows with PD orders (that were in the locked stock queue) are automatically deleted and only one row remains for the modified original order (if it was not executed or deleted).

Specialists are able to add orders to the (open) book and also modify and delete any existing order.

## Menu

Menu Bar	Item	Description	Short Cut
Window	Save Settings	Save the current window settings.	Ctrl+S
	Clear Settings	Clear the saved window settings.	
	Sort...	Open the <i>Sort Table</i> window.	
	Find...	Open the <i>Find Table</i> window.	Ctrl+F
	Print...	Open the <i>Print Table</i> window.	Ctrl+P
	Export...	Open the <i>Export Table</i> window.	Ctrl+E
	Full Table Mode	Set the full table modus to display the list box content only.	F11
	Close	Close the window without further action.	Shift+F4
Order	Add...	Open the <i>Order Entry</i> window to enter a new order.	
	Add Using...	Open the <i>Order Entry</i> window to enter a new order with the data of the selected order.	
	Modify...	Open the <i>Order Maintenance / Mass Order Maintenance</i> window to modify the selected orders.	
	Delete	Delete the selected orders.	
	Hold	Set selected orders to held state.	
	Release	Release selected orders.	

Menu Bar	Item	Description	Short Cut
<u>S</u> elect	<u>F</u> ilter...	Open the <i>Order Filter</i> window to restrict the order data to the selected criterion.	Ctrl+F3
	I <sup>n</sup> str/Grp/ P <sup>r</sup> of...	Open the <i>Instrument/Group/Profile Selection</i> window.	F6
Colum <u>n</u> s	<u>D</u> elete	Delete the selected column(s) from the display.	
	<u>A</u> dd All	Restore the display of all columns.	Ctrl+U
	<u>S</u> elect...	Open the <i>Column Selection</i> window to determine which columns in a list box are visible.	
	<u>F</u> reeze	Freeze the selected columns in the list box.	
	<u>U</u> nfreeze All	Unfreeze all columns in the list box.	
	Au <sup>t</sup> ofit All	Resize all visible columns according to their content.	
<u>H</u> elp	<u>O</u> n this window...	Open the <i>Help</i> window.	F1

## Window

Quick Filter Field Group				
Identifier	Type	Description	Value/ Syntax	CT
Exch	D	Exchange at which the instrument is being traded. The field is pre-filled with the logged-in exchange.	max. 3 characters alphanumeric.	
Profile	S	Select a profile as filter criterion.	Default.	
Instr	S	Select a single instrument as filter criterion.		
InstrGrp	S	Select an instrument group as filter criterion.		

Quick Filter Field Group				
Instrument field	EO/EM	Instrument short name,	max. 5 characters: alphanumeric	*
		or Wertpapierkennnummer,	or max. 9 characters: alphanumeric,	*
		or ISIN,	or 12 characters: alphanumeric,	*
		or Instrument Group ID,	or max. 4 characters: alphanumeric for Instrument Group ID,	*
		or Profile ID.	or max. 20 characters: alphanumeric and special.	*

Own Order Overview List Box	
Column	Description
B/S	Buy / Sell indicator status Buy B Sell S
Instr	Instrument short name.
WKN	Wertpapierkennnummer.
ISIN	International Security Identification Number.
Name	Displays the long name of the instrument.
Exch	Exchange at which the instrument is being traded.
IntRat	Interest rate (only for bonds and basis instruments).
Issuer	Issuer (only for bonds and basis instruments).
InstrSubTyp	Instrument subtype (for bonds, basis and warrant instruments).

Own Order Overview List Box	
Column	Description
MrtyDat	Maturity date (only for bonds, warrants and basis instruments).
Limit	Limit of the order. An 'M' appears for market orders and market-to-limit orders which have not received a limit yet. For yield traded instruments the yield value is displayed.
RemQty	Remaining overall quantity of the order.
RemRLQty	Remaining round lot quantity of the order. For iceberg orders only the remaining peak volume for the continuous trading phase is shown.
ExecQty	Executed quantity of the order; will not be displayed for held orders.
PeakQty	Quantity of the overall peak of an iceberg order. This field is only filled for iceberg orders.
MinAccQty	Minimum acceptable quantity is only filled for midpoint orders.
TotExeQty	Order total executed quantity.
OrdTyp	Order type Market order M Limit order L Iceberg order I Midpoint order P Discretionary order D Hidden order H Market-to-limit order T
TrdRes	Trading restrictions Auction only AU Closing Auction only CA Opening Auction only OA Main Trading Phase only MT End-of-day Auction only EA Main Auction only MA Special Auction only SA Special Auction Modification Pending SP Pending Transaction PD None Blank
ExecRes	Execution restriction Stop STP Triggered stop order TRG Book-Or-Cancel BOC

Own Order Overview List Box	
Column	Description
	Strike Match Order SMO
	Top Order TOP
	Top+ Order TPP
	None Blank
StopLimit	Stop Limit of a stop order; it will be displayed in case the execution restriction is 'STP'. For yield traded instruments a yield value is displayed.
AggrLim	Aggressive limit, which displays the sum of the visible limit and the discretionary range.
DiscRng	Discretionary range as an additional parameter of discretionary orders.
2ndLimit	Second limit as an additional parameter of strike match orders.
Validity	Expiration date of the order.
Act	Account Type Agent A Proprietary P Designated Sponsor D Liquidity Manager Q Issuer I Liquidity Provider L
ExecID	Member ID of the BEST Executor the order has been sent to within Xetra.
Text	Free formatted text field for members' internal use.
MIOrdNo	Member internal order number.
OrderNo	Exchange order number.
Trader	Trader ID (owner of the order).
Date	Entry date of the order.
Time	Entry time of the order.
Curr	Currency (trading currency for instruments listed per unit, denomination currency for instruments listed in percentage).
Submitter	Trader ID (submitter of the order).
Yld	Yield of the order (only for bonds traded on price basis with yield calculation method 'I').
Held	'H' indicates a held order.
NetTyp	Netting Type Order Level O None Blank
CIOrdId	Client order Id of an Enhanced Transaction Solution order.

Own Order Overview List Box	
Column	Description
SessId	Session Id of an Enhanced Transaction Solution order.
CreaDate	Order creation date of an order.
CreaTime	Order creation time of an order.

Mouse Usage	Column	Description
SC-L	Any	Select one order.
SC-L	Instr header	Select all displayed orders.
DC-L	Any	Open the <i>Order Maintenance</i> window.
Shift + SC-L	Any 2 rows	Select all adjacent rows in between the two rows.
Ctrl + SC-L	Any rows	Select nonadjacent rows.

Buttons	
Identifier	Description
<u>A</u> dd...	Open the <i>Order Entry</i> window to enter a new order.
A <u>d</u> d Using...	Open the <i>Order Entry</i> window to enter a new order using the data of the selected order, or the <i>Mass Order Entry</i> window in case of multiple order selection.
<u>M</u> odify...	Open the ( <i>Mass</i> ) <i>Order Maintenance</i> window to modify the selected order(s).
<u>D</u> elete	Delete the selected orders.
<u>H</u> old	Set selected orders to held state.
<u>R</u> elease	Release selected orders.

### 4.4.3 Order Maintenance Window

#### Description

The *Order Maintenance* window allows the user to modify an existing order previously selected in the *Own Order Overview* window.

Figure 4.37: *Order Maintenance* window.

#### Functionality

The *Order Maintenance* window can be opened from the *Own Order Overview* window by selecting an order and clicking the *Modify...* button or by double-clicking on an order.

The purpose of the *Order Maintenance* window is to allow the maintenance of existing orders. The *Buy/Sell* toggle button, *Instr* field, *Exch* field, *OrderNo* field, the *ExecID*, the *Curr* field are display only. In addition, the *OrdTyp* field is display only for market-to-limit, midpoint orders, discretionary orders, hidden orders and iceberg orders, which cannot be changed to a different order type. For partially executed non-netted orders, the *Act* field are display only. For partially executed netted orders, the *Act* field, the *Text* field and the *MIOrdNo* field are display only. The mentioned fields contain parameters of the selected order, which cannot be modified. If the order is an iceberg order the *PeakQty* is enabled. The hidden part of an iceberg order can be modified by changing the value of the *Qty* field. The *Qty* field is disabled for orders belonging to the instruments of continuous auction trading model. Hidden orders must satisfy the minimum hidden order value which is checked only against the reference price. Reducing hidden orders or partial executed hidden orders below the minimum hidden order value will be rejected.

The *Buy/Sell* toggle button defines if the order is a sell or buy order and the background color of the window (blue for buy orders, red for sell orders – according to the font color of the button).



In case the execution priority in the order book is changed, a new order number is assigned to the order. The execution priority of an order is changed if any of the following changes is performed:

- The limit is changed.
- The discretionary range is changed.
- The quantity is increased or the peak quantity is increased.
- The validity is extended.
- The trading restriction is changed from OA, CA, EA, MT or MA to AU.
- The trading restriction is changed from CA or EA to OA.
- The trading restriction is changed from OA or EA to CA.
- The trading restriction is changed from OA, CA, MT or MA to EA.
- The trading restriction is changed from AU, OA, CA, EA or MA to MT.
- The trading restriction is changed from OA, CA or EA to MA.
- The trading restriction is changed either from SA to blank or vice versa.
- Any trading restriction is changed to blank.

Enhanced Transaction Solution orders cannot be modified. They can be identified via the fields *CIOrdID* and *SessID*. All other fields are disabled.

A modification of a strike match orders will only possible if the order is not partially executed. Modifications of both limits are possible, the execution restriction cannot be modified. Analogous to a limit orders only changes of the first limit have an influence of the matching priority of an order.

Any checks of validity, execution restriction, or trading restriction executed by the system are the same as for the *Order Entry* window. Furthermore any validations, which are performed during data input by the user are equivalent to the *Fast Order Entry* window and *Order Entry* window. In addition, it is checked that it is not possible to modify the account type of a partially executed order or the limit of a partially matched market-to-limit order. If the account type is changed into a combination of values which is not allowed for the member, the modification will be rejected by the system and result in an error message. Modification of the order type of a midpoint order, a hidden order or a discretionary order to another order type is also not allowed.

Furthermore it is validated, that for a modified quantity or peak quantity of an iceberg order the quantity is greater than or equal to the peak quantity. The peak quantity has to be a multiple of round lot and greater than or equal to the minimum peak quantity. The overall quantity of an iceberg order has also to be a multiple of round lot. As long as the remaining quantity is not changed by the trader, the order modification is allowed, even if the remaining

quantity is less than the minimum iceberg quantity. Also, it is validated that in case of an iceberg order the overall quantity must be a multiple of the round lot size and the overall quantity is at most 'x' times the peak quantity. The factor 'x' is configurable by the exchange.

When an order quantity is reduced and thus the same order number is used, the check for the minimum order size is also performed. In case the new order quantity is below the minimum order size defined for the instrument, the modification of the order is rejected and the original order remains in the order book. A deletion of this order is still possible.

When the remaining order quantity of a partially executed order is changed by a member, the minimum order size check is only performed when reducing the order quantity. A deletion of the remaining order is still possible. Increasing the remaining quantity results in an order deletion of the existing order and an addition of a new order. In this case, the validation of the minimum order size for adding orders is not performed. No minimum order check for limit changes is performed.

The *OnBehalf* field displays the trader ID of the owner of the order.

If the order was entered as a BEST order the member ID of the BEST Executor is displayed in the field *ExecID* irrespective of the fact that the order could not be executed within Xetra BEST and was therefore routed into the Xetra order book as a regular order. The *Submit* and *Apply* buttons are enabled since all mandatory entry fields are pre-filled by the value of the original order. The buttons are disabled if any entry field is not filled with the correct format. Mandatory fields are *Instr*, *Qty*, *OrdTyp* (not for market and limit orders), and *Act*. In case of held orders the executor ID *ExecID* is enabled for modification. Only released orders are subject to Xetra BEST again.

An order can be submitted as a held order by selecting the checkbox "Held" in the lower right hand side of the window. Thus, the order is deleted from the Xetra back end, and only appears as a held order in the *Own Order Overview* on the front end. None of the above mentioned checks will be performed for orders changed to held. This held order can be released or deleted as any other order. Vice versa a held order can be released by removing the selection in the "Held" checkbox. When releasing a held order all validations described for order maintenance are made.

After clicking the *Submit* button the order is submitted and the window closes. After clicking the *Apply* button the order is submitted and the window is kept open. If the limit is outside the price reasonability check range, clicking the *Submit* or *Apply* button a second time still can enter it.

## Menu

Menu Bar	Item	Description	Short Cut
Window	Save Settings	Save the current window settings.	Ctrl+S
	Clear Settings	Clear the saved window settings.	

Menu Bar	Item	Description	Short Cut
	<u>C</u> lose	Close the window without further action.	Shift+F4
I <u>n</u> strument	<u>S</u> elect...	Disabled.	F6
<u>H</u> elp	<u>O</u> n this window...	Open the <i>Help</i> window.	F1

## Window

Order Maintenance Field Group				
Identifier	Type	Description	Value/ Syntax	CT
Exch	D	Exchange at which the instrument is being traded.	max. 3 characters: alphanumeric.	
Curr	D	Currency (trading currency for instruments listed per unit, denomination currency for instruments listed in percentage).		
Instr	D	Instrument short name,	max. 5 characters: alphanumeric	*
		or Wertpapierkennnummer,	or max. 9 characters: alphanumeric,	*
		or ISIN.	or 12 characters: alphanumeric.	*

Order Maintenance Field Group				
Identifier	Type	Description	Value/ Syntax	CT
Qty	EM	Quantity of the order.	max. 12 digits: numeric (max. 9 digits and max. 3 decimals). Note: However the display depends on the minimal tradable unit of an instrument. H enters 100 or 2 zeros, if there was another number entered. T enters 1000 or 3 zeros, if there was another number entered. M enters 1000000 or 6 zeros, if there was another number entered.	*

Order Maintenance Field Group				
Identifier	Type	Description	Value/ Syntax	CT
Limit	EO/EM/D	Limit of the order. The order is entered as a market order if this field is left blank. This entry field is mandatory in case of iceberg and limit orders. This entry field is disabled in case a market-to-limit order has been partially executed. For yield traded instruments a yield value is displayed.	numeric: max. 9 digits: incl. 3 decimals, (equities, warrants, and basis instruments) and 5 decimals for bonds. H enters 100 or 2 zeros, if there was another number entered. T enters 1000 or 3 zeros, if there was another number entered.	*
OrdTyp	D/EO	Type of the order:  Market order, Limit order, Iceberg orders (disabled), Midpoint orders (disabled), Discretionary order (disabled), Hidden order (disabled), Market-to-limit order (disabled).	1 character: alphanumeric M, L, I, P, D, H, T.	*
ExecRes	D/EO	Execution restriction:  Fill-Or-Kill, Immediate-Or-Cancel, Stop Orders (disabled), Book-Or-Cancel (disabled), Strike Match Order (disabled).	3 characters: alphanumeric; FOK, IOC, STP, BOC, SMO.	*

Order Maintenance Field Group				
Identifier	Type	Description	Value/ Syntax	CT
TrdRes	EO/EM	Trading restriction:  Main Trading Phase only, Auctions in Main Trading Phase only, Auction only, Opening Auction only, Closing Auction only, End-of-day Auction only, Special Auction only, Surplus.	2 characters: alphanumeric; MT, MA, AU, OA, CA, EA, SA, SU.	*
Act	D/EM	Account type:  Agent, Proprietary, Designated Sponsor, Liquidity Manager, Issuer, Liquidity Provider. This field is disabled for partially executed orders.	1 character: alphanumeric; A, P, D, Q, I, L.	*
Validity	D/EO	Validity date of the order; the default date is the current business date. GTC (Good-Till-Cancelled) or GFD (Good-For-Day). (Disabled for non-persistent orders). Non-persistent orders are not possible via GUI anymore.	max. 10 digits GTC or GFD. Value/Syntax depends on date/number format chosen.	*
Text <sup>1</sup>	EO	Free format text field for members' internal use.	max. 12 characters: alphanumeric and special characters.	
MIOrdNo <sup>1</sup>	EO	Member internal order number.	max. 16 characters: alphanumeric and special characters.	

Order Maintenance Field Group				
Identifier	Type	Description	Value/ Syntax	CT
StopLimit/ DiscRng/ 2ndLimit	D/EM	Stop limit is enabled and mandatory field if the execution restriction 'STP' is selected. Otherwise the field is display only. For yield traded instruments a yield value is displayed. If the OrdTyp D is displayed, instead of the stop limit field and the identifier the mandatory discretionary range field and the identifier are used. If ExecRes SMO is selected, the field and the identifier switch to the 2ndLimit field and identifier.	numeric, max. 9 digits: incl. 3 decimals, (equities, warrants, and basis instruments) and 5 decimals for Bonds. H enters 100 or 2 zeros, if there was another number entered. T enters 1000 or 3 zeros, if there was another number entered.	*

Order Maintenance Field Group				
Identifier	Type	Description	Value/ Syntax	CT
PeakQty/ MinAccQty	D/EM	Peak quantity is a mandatory field for iceberg orders. If the <i>OrdTyp</i> P is selected, the peak quantity and the identifier switches to the optional minimum acceptable quantity field (display only).	max. 12 digits, numeric (max. 9 digits and max. 3 decimals). Note: However the display depends on the minimal tradable unit of an instrument. H enters 100 or 2 zeros, if there was another number entered. T enters 1000 or 3 zeros, if there was another number entered. M enters 1000000 or 6 zeros, if there was another number entered.	*
OnBehalf	D	Trader ID of the trader the user is acting on behalf of.	6 characters: alphanumeric.	
ExecID	D/EO	Member ID of the BEST Executor the order has been sent to within Xetra. For held orders this field is enabled to allow modifications.	5 characters alphanumeric.	
OrderNo	D	Exchange order number.	max. 13 digits: numeric.	

1.Note for following fields: Text, MIOrdNo:  
Context menu available if specified in the *Preferences* window.



:

Buttons	
Identifier	Description
Buy/Sell	Buy or Sell status of the order, not modifiable.
Submit	Submit the modified order to Xetra and close the window.
Apply	Apply the modified order to Xetra and leave the window open with the entered data. The exchange order number will be displayed and a message appears in the message bar.
Cancel	Close the window without further action.

Checkbox	
Identifier	Description
Hold	Hold or release an order.

#### 4.4.4 Mass Order Maintenance Window

##### Description

The *Mass Order Maintenance* window allows the user to modify orders selected from the *Own Order Overview* window. It is opened when selecting multiple orders in the *Own Order Overview* window and clicking the *Modify* button.

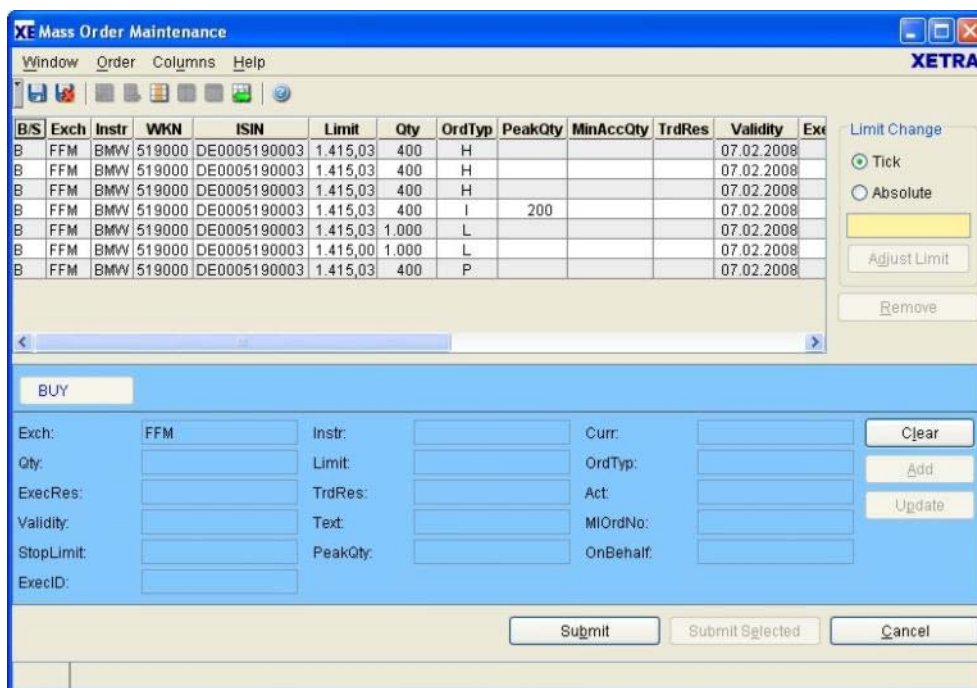


Figure 4.38: Mass Order Maintenance window.

##### Functionality

In the *Mass Order Maintenance* window all selected orders from the *Own Order Overview* window are displayed in the *Mass Order Maintenance* list box. The purpose of the *Mass Order Maintenance* window is to allow maintenance of existing orders.

If no instrument is selected, all fields are disabled.

The *Buy/Sell* toggle button, the *Instr* field, the *Exch* field and the *Curr* field are display only. In addition the *OrdTyp* field is display only for market-to-limit, midpoint orders, discretionary orders, hidden orders and iceberg orders, which cannot be changed to a different order type. For partially executed non-netted orders, the *Act* field and the *ExecID* field are display only. For partially executed netted orders, the *Act* field, the *Text* field, the *MIOrdNo* field and the *ExecID* are display only. The mentioned fields contain parameters of the selected order, which cannot be modified. If the order is an iceberg order the *PeakQty* is enabled. The hidden part of an iceberg order can be modified by changing the value of the *Qty* field. If the quantity is increased a new order number is assigned. For a BEST order, that could not be executed within Xetra BEST, the field *ExecID* is filled with the member ID of the BEST Executor. Only in the case of held orders is the executor ID enabled for modification. Only a released order is subject to Xetra BEST again. Enhanced Transaction Solution orders cannot be modified. They can be identified via the fields *CIOrdID* and *SessID*. All other fields are disabled.

Orders displayed in the *Mass Order Maintenance* list box are sorted first by exchange, second by instrument, third by order classification (regular or stop orders), and fourth by order book side (buy or sell). Regular orders are sorted by limit (1. market orders, 2. limit and hidden orders with limit descending on buy side and limit ascending on sell side) and quantity (descending). Stop orders are sorted by stop limit (ascending on buy side and descending on sell side), limit (1. stop market orders, 2. limit descending on buy side and limit ascending on sell side), and quantity (descending).

It is possible to change the limits for the selected displayed orders by the same tick number, specified in the *Limit Change* group box. As a pre-condition all the selected instruments have to be quoted in the same currency. The tick number for which the limits of the selected orders should be adjusted (positive or negative) is entered and the *Adjust Limit* button is clicked. For example: Enter a '5' means that the limit will be raised by five ticks. If a tick has the value of 0,01, the limits will be changed by 0,05. The tick value depends on the tick size before the change. It could happen that some of the selected orders in this case take on a negative limit in the list box. Additionally the limit of partially executed market-to-limit orders cannot be modified.

As an alternative, it is possible to change the limits for selected orders by the same amount. The value has to be entered in the *Limit Change* group box. The order limits are adjusted once the *Adjust Limit* button is clicked. If some of the resulting limits do not align to instrument specific tick restrictions or the quantity does not meet the requirement, the order is highlighted in red and an error message is displayed when the orders are submitted.

The user decides which of the two modes of limit adjustment to use by selecting the corresponding radio button in the *Limit Change* group box.

Limit adjustment applies in the same manner for yield traded instruments. In that case *Limit* contains a yield value.

If an order is selected from the *Mass Order Maintenance* list box by a double-click, its attributes are shown in the *Order Detail* field group. They can then be changed and after clicking the *Update* button the selected order will be displayed in the list box. Depending on whether a buy or a sell order is selected, the background color of the *Order Detail* field group is changed (blue for buy orders, red for sell orders, according to the font color of the *Buy/Sell* toggle button).

In order to modify an order on the front end, it has to be selected in the *Mass Order Maintenance* list box by a double-click. Attributes are automatically displayed in the entry fields of the *Mass Order Maintenance* field group. The *Mass Order Maintenance* list box will be updated with the changes made when the *Update* button is clicked. If no order or more than one order is selected, the entry fields are still enabled and the *Update* button is disabled.

By clicking the *Clear* button, all entry fields are cleared and the previously selected items in the list box are deselected. By using the *Remove* button the selected orders, stop orders and/or held orders will be removed from the list box.

The modified orders can be submitted to the back end either individually or altogether depending on whether the *Submit* or *Submit Selected* button is used. If a held order is submitted the order is not automatically released, it remains held. By clicking the *Cancel* button, the window closes and the changes will not become effective.

The *Mass Order Maintenance* window has a special error processing: If an order cannot be submitted due to an error that does not pertain to any entry field validations, it is not removed from the list box. The background color of the appropriate list box row is set to red. An

exception code is displayed in the message bar and logged in the *Message Log* window as usual. However, if the trader selects a red list box row, the appropriate exception code is redisplayed in the message bar without being logged again in the *Message Log* window. Using the Update functionality, the highlighted order can be changed. Clicking the *Remove* button, the highlighted order can be removed from the *Mass Order Maintenance* list box.

The *Mass Order Maintenance* window is not supported for continuous auction trading model.

## Menu

Menu Bar	Item	Description	Short Cut
<u>W</u> indow	<u>S</u> ave Settings	Save the current settings.	Ctrl + S
	<u>C</u> lear Settings	Clear the saved window settings.	
	F <u>u</u> ll <u>T</u> able Mode	Set the full table modus to display the list box content only.	F11
	<u>C</u> lose	Close the window without further action.	Shift+F4
<u>O</u> rder	<u>C</u> lear	Clear all entry fields; selected orders are not highlighted anymore; disabled if no order or more than one is selected or the entry fields are empty.	
	<u>U</u> pdate	Update the selected order with the attributes in the entry fields; disabled if no order or more than one order is selected, or if the entry field contains invalid data.	
	<u>A</u> adjust Limit	Adjust limit.	
	<u>R</u> emove	Remove the selected (one or more) orders from the list box; disabled if no order is selected.	

Mass Order Maintenance List Box	
Column	Description
B/S	Display Buy/Sell indicator status:  Buy B  Sell S
Exch	Exchange at which the instrument is being traded.
Instr	Instrument short name.
WKN	Wertpapierkennnummer.
ISIN	International Security Identification Number.
Limit	Limit price of the order - an 'M' appears for market and/or market-to-limit orders. For market-to-limit orders 'M' appears if no limit has been assigned yet. For yield traded instruments the yield limit is displayed.
Qty	Quantity of the order.

Mass Order Maintenance List Box	
Column	Description
OrdTyp	Type of the order: Market order M Limit order L Iceberg order I Midpoint order P Discretionary order D Hidden order H Market-to-limit order T
PeakQty	Quantity of the overall peak of an iceberg order.
MinAccQty	If the <i>OrdTyp</i> P is selected, the peak quantity and the identifier switches to the optional minimum acceptable quantity field.
TrdRes	Trading restriction: Main Trading Phase only MT Auctions in Main Trading Phase only MA Auction only AU Opening Auction only OA Closing Auction only CA End-of-day Auction only EA Special Auction only, SA Surplus SU
Validity	Expiration date of the order.
ExecRes	Execution Restriction: Fill-or-Kill FOK Immediate-or-Cancel IOC Stop Order STP Triggered Stop Order TRG Book-Or-Cancel BOC Strike Match Order SMO
StopLimit	Stop limit of stop order. For yield traded instruments the yield value is displayed.
DiscRng	Discretionary range as an additional parameter of discretionary orders.
2ndLimit	Second limit as additional parameter for strike match orders.
OnBehalf	Trader ID of the trader the user is acting on behalf of.

Mass Order Maintenance List Box	
Column	Description
Act	Account Type: Agent A Proprietary P Designated Sponsor D Liquidity Manager Q Issuer I Liquidity Provider L
ExecId	Member ID of the BEST Executor the order will be sent to within Xetra.
Text	Free formatted text field for members' internal use.
MIOrdNo	Member internal order number.
Curr	Currency (trading currency for instruments listed per unit, denomination currency for instruments listed in percentage).
Held	Indicator for held orders Held H Not Held None
OrderNo	Exchange order number.

Mouse Usage	Column	Description
SC-L	Any	Select one order (one row).
DC-L	Any	Select one order (one row) and display information of the selected order in the <i>Order Detail</i> field group.
Ctrl+SC-L	Any	Select more than one not subsequent order.
Shift+SC-L	Any	Select more than one subsequent order.

Limit Change Field Group				
Identifier	Type	Description	Value / Syntax	CT
Tick	S	Calculation of the absolute value (in currency): Tick size of the current limit and instrument will be multiplied with the entered tick value.		
Absolute	S	Calculation of the absolute value (in currency): The value of the 'Limit Change' field will be added to the limits of the selected instruments.		
Limit Change	EO/ EM	Adjustment limit (in ticks or absolute value). Usage depends on the setting of the two (exclusive) switches. The field is only mandatory if the Limit Change functionality is used.	Max. 7 characters; numeric, signed.	

Buttons	
Identifier	Description
Adjust Limit	Adjust limit for all orders selected in the list box.



Mass Order Maintenance Field Group				
Identifier	Type	Description	Value / Syntax	CT
Exch	D	Exchange at which the instrument is being traded. The field is pre-filled with the logged-in exchange.	max. 3 characters: alphanumeric.	
Instr	D	Instrument short name,	max. 5 characters alphanumeric, and special, 1st alpha,	*
		or Wertpapierkennnummer,	or max. 9 characters: alphanumeric,	*
		or ISIN.	or 12 characters: alphanumeric.	*
Curr	D	Currency (trading currency for instruments listed per unit, denomination currency for instruments listed in percentage).		

Mass Order Maintenance Field Group				
Identifier	Type	Description	Value / Syntax	CT
Qty	EM	Quantity of the order. The minimum iceberg order quantity is used as a starting position for the quantity context menu.	max. 12 digits, numeric (max. 9 digits and max. 3 decimals). Note: However the display depends on the minimal tradable unit of an instrument. H enters 100 or 2 zeros, if there was another number entered. T enters 1000 or 3 zeros, if there was another number entered. M enters 1000000 or 6 zeros, if there was another number entered.	*
Limit	EO/EM/D	Limit of the order. The order is entered as a market order if this field is left blank. Entry is mandatory in case of iceberg and limit orders. Entry is disabled in case a market-to-limit order has been partially executed. For yield traded instruments the yield value is displayed.	Numeric, max. 9 digits, incl. 3 decimals (equities, warrants, and basis instruments) and 5 decimals for bonds. H enters 100 or 2 zeros, if there was another number entered. T enters 1000 or 3 zeros, if there was another number entered.	*

Mass Order Maintenance Field Group				
Identifier	Type	Description	Value / Syntax	CT
OrdTyp	EO/D	Type of the order:  Market order, Limit order, Iceberg orders (disabled), Midpoint order (disabled), Discretionary order (disabled), Hidden order (disabled) Market-to-limit order (disabled).	1 character: alphanumeric M, L, I, P D H T.	*
ExecRes	EO/D	Execution restriction:  Fill-Or-Kill, Immediate-Or-Cancel, Stop Orders, Triggered Stop Order, Book-Or-Cancel Strike Match Order (disabled). FOK and IOC are mandatory in the (P)OBB phase for accepting surplus orders.	3 characters: alphanumeric; FOK, IOC, STP, TRG, BOC, SMO.	*
TrdRes	EO/EM	Trading restriction:  Main Trading Phase only, Auctions in Main Trading Phase only, Auction only, Opening Auction only, Closing Auction only, End-of-day Auction only, Special Auction only, Surplus.	2 characters: alphanumeric; MT, MA, AU, OA, CA, EA, SA, SU.	*
Act	EM/D	Account type:  Agent, Proprietary, Designated Sponsor, Issuer, Liquidity Provider, Liquidity Manager. Display only for partially executed orders.	1 character: alphanumeric; A, P, D, I, L, Q.	*

Mass Order Maintenance Field Group				
Identifier	Type	Description	Value / Syntax	CT
Validity	D/EO	Validity date of the order; the default date is the current business date. GTC (Good-Till-Cancelled) or GFD (Good-For-Day). (Disabled for non-persistent orders.)	max. 10 digits GTC or GFD. Value/Syntax depends on date/number format chosen.	*
Text <sup>1</sup>	EO/D	Free format text field for members' internal use. This field is disabled for partially executed netted orders.	max. 12 characters: alphanumeric.	
MIOrdNo <sup>1</sup>	EO/D	Member internal order number. This field is disabled for partially executed netted orders.	max. 16 characters: alphanumeric.	
StopLimit/ DiscRng/ 2ndLimit	EM/D	Stop Limit is enabled and mandatory field if the execution restriction 'STP' is selected. Otherwise the field is display only. For yield traded instruments the yield value is displayed. If the OrdTyp D is displayed, instead of the stop limit field and the identifier the mandatory discretionary range field and the identifier are used.. If ExecRes SMO is selected, the field and the identifier switch to the 2ndLimit field and identifier.	Max. 9 digits: max. 3 decimals, numeric (equities, warrants, and basis instruments) for bonds max. 5 decimals. H enters 100 or 2 zeros, if there was another number entered. T enters 1000 or 3 zeros, if there was another number entered.	*

Mass Order Maintenance Field Group				
Identifier	Type	Description	Value / Syntax	CT
PeakQty/ MinAccQty	EM/D	Peak quantity is a mandatory field for iceberg orders. If the <i>OrdTyp</i> P is selected, the peak quantity and the identifier switches to the optional minimum acceptable quantity field (display only).	max. 12 digits, numeric (max. 9 digits and max. 3 decimals). Note: However the display depends on the minimal tradable unit of an instrument. H enters 100 or 2 zeros, if there was another number entered. T enters 1000 or 3 zeros, if there was another number entered. M enters 1000000 or 6 zeros, if there was another number entered.	*
OnBehalf	D	Trader ID of the trader the user is acting on behalf of.	6 characters: alphanumeric.	
ExecID	EO/D	Member ID of the BEST Executor the order will be sent to within Xetra.	5 characters alphanumeric.	
OrderNo	D	Exchange order number.	max. 13 digits: numeric.	

1. Note for following fields: Text, MIOrdNo:  
Context menu available if specified in the *Preferences* window.

Buttons	
Identifier	Description
Buy/Sell	Buy or Sell status of the order.
<u>C</u> lear	Clear all entry fields, except <i>Act</i> , <i>Validity</i> , and <i>OnBehalf</i> , which are reset to default. If <i>Save Settings</i> was applied, the respective entry fields are filled with the <i>Save Settings</i> configuration.
Update	Update the selected order with the data in the entry fields; disabled if no order or more than one is selected or if the data in the entry field is not valid.
<u>R</u> emove	Remove the selected (one or more) orders from the list box; disabled if no order is selected.
Sub <u>m</u> it	Submit all orders. The window only closes upon successful submission of all orders. The successfully submitted orders are removed from the list box. Disabled if the list box contains no orders.
Submit S <u>e</u> lected	Submit the selected (one or more) orders, disabled if no order is selected. The successfully submitted orders are removed from the list box. Disabled if the list box contains no orders.
<u>C</u> ancel	Close the window without any further action.

## 4.4.5 Order Filter Window

### Description

The *Order Filter* window allows the user to specify filter criterion for orders of an instrument displayed in the *Own Order Overview* window.

Figure 4.39: *Order Filter* window.

### Functionality

The *Order Filter* window can be accessed via the *Filter...* item of the *Select* menu of the *Own Order Overview* window. Within the *Order Filter* window the user can specify the filter criterion to modify the display of orders in the *Own Order Overview* window. The *Exch* field is disabled and pre-filled with the logged-in exchange.

The entry field next to the first radio button group allows the user to define the specific profile (if *Profile* is selected the default profile is displayed), a specific instrument group (if *InstrGrp* is selected) or an instrument (if *Instr* is selected) as a filter. Only instruments of the static part of the profile are displayed in the context menu. The *InstrGrp* radio button in the *QuickFilter* field group is disabled if the user is logged into the Xetra Frankfurt 2 exchange. If the entry field is left empty (no profile or instrument or instrument group is specified), all trades will be retrieved according to the other filter criterion (i.e. trader and/or account and/or order characteristics) specified. Other order filter criteria such as order characteristics (buy, sell, or all orders; active, held or all orders), trader, text or order type can also be specified. The field *ExecID* allows the filtering for BEST orders failing BEST execution.

The *Trader* field contains the trader ID by default. Senior traders are allowed to enter the trader ID of a different trader (also senior trader) within their subgroup to display the orders of the entered trader. To filter for the whole subgroup, the subgroup name (first three characters of user ID) has to be entered by the senior trader.

- The *Trader* field
  - is pre-filled with the user ID of the user logged into that exchange and has to be filled with at least a subgroup ID if the user is a senior trader.
  - is disabled and filled with the user ID of the user logged into that exchange, if the user is not a senior trader.
- The *Trader* field is not mandatory. If it is left empty, the current user ID is inserted upon pressing the *Apply* or *Ok* button.

Additionally, filter criteria can be set concerning *Act*, *MIOrdNo*, *OrderNo*, date of the order entry, order limit, time of entry, yield, maturity date, *PersInd*, *CIOrdID* and *SessID*. All entry fields are validated against their corresponding formats. The maximum date field must be greater than or equal to the minimum date field. If the same value is entered for minimum date and maximum date fields, the maximum time field must be greater than or equal to the minimum time field.

Filtering with minimum and/or maximum yield for yield-traded instruments will not return any orders.

The window does not have a message bar. Exception codes are displayed in the *Own Order Overview* window.

## Menu

Menu Bar	Item	Description	Short Cut
<u>W</u> indow	<u>C</u> lose	Close the window without further action.	Shift+F4
<u>S</u> elect	<u>I</u> nstr/Grp/ <u>P</u> rof...	Open the <i>Instrument/Group/Profile Selection</i> window.	F6
<u>H</u> elp	<u>O</u> n this window...	Open the <i>Help</i> window.	F1

## Window



Quick Filter Field Group				
Identifier	Type	Description	Value/ Syntax	CT
Exch	D	Exchange at which the instrument is being traded. The field is pre-filled with the logged-in exchange.	3 characters: alphanumeric.	
Profile	S	Select a profile as filter criterion.	Default.	
Instr	S	Select a single instrument as filter criterion.		
InstrGrp	S	Select an instrument group as filter criterion.		
Instrument field	EO	Instrument short name,	max. 5 characters: alphanumeric	*
		or Wertpapierkennnummer,	or max. 9 characters: alphanumeric,	*
		or ISIN,	or 12 characters: alphanumeric,	*
		or Instrument Group ID,	or max. 4 characters: alphanumeric for Instrument Group ID,	*
		or Profile ID.	or max. 20 characters: alphanumeric and special.	*

Order Selection Field Group				
Identifier	Type	Description	Value / Syntax	CT
Buy	S	Select buy orders only.		
Sell	S	Select sell orders only.		
All	S	Select all orders.		
Trader	EO/D	Trader ID (for senior traders only). Disabled for normal traders. Subgroup ID (3 characters) has to be specified to see trades of the whole subgroup.	max. 6 characters: alphanumeric.	
Act	EO	Account type:  Agent, Proprietary, Designated Sponsor, Liquidity Manager, Issuer, Liquidity Provider.	1 character: alphanumeric; A, P, D, Q I, L.	*

Held/Active Selection Field Group				
Identifier	Type	Description	Value / Syntax	CT
Active	S	Filter all active orders.		
Held	S	Filter all in the private information held orders.		
All	S	Filter active and held orders.		

Order Field Group				
Identifier	Type	Description	Value / Syntax	CT
OrdTyp	EO	Type of the orders to be selected.  Market order, Limit order, Iceberg order, Midpoint order, Discretionary order, Hidden order, Market-to-limit order.	1 character: alphanumeric M, L, I, P, D, H, T.	*
MIOrdNo <sup>1</sup>	EO	Member internal order number.	max. 16 characters: alphanumeric and special characters.	
Text <sup>1</sup>	EO	Free format text field for members' internal use.	max. 12 characters: alphanumeric and special characters.	
OrderNo	EO	Exchange order number.	max. 13 digits: numeric.	
ExecID	EO	Member ID of the BEST Executor the order has been sent to within Xetra.	5 characters alphanumeric.	
PersInd	EO	Persistency Indicator.  * Non-persistent Persistent (default)	1 character alphanumeric. both, N, P	
CIOrdID	EO	Client order ID for Enhanced Transaction Solution orders.	13 digits: numeric	
SessID	EO	Session ID for Enhanced Transaction Solution orders.	4 digits: numeric	

1.Note for following fields: MIOrdNo, Text:  
Context menu available if specified in the *Preferences* window.

Date Field Group				
Identifier	Type	Description	Value / Syntax	CT
Min	EO	Lower boundary of entry date.	Depends on date format chosen.	*
Max	EO	Upper boundary of entry date.	Depends on date format chosen.	*

Limit Field Group				
Identifier	Type	Description	Value / Syntax	CT
Min	EO	Lower boundary of limit. For yield traded instruments a yield value has to be entered.	max. 9 digits: max. 3 decimals (equities, warrants and basis instruments) or max. 5 decimals (bonds), numeric.	*
Max	EO	Upper boundary of limit. For yield traded instruments a yield value has to be entered.	max. 9 digits: max. 3 decimals (equities, warrants and basis instruments) or max. 5 decimals (bonds), numeric.	*

Time Field Group				
Identifier	Type	Description	Value / Syntax	CT
Min	EO	Lower boundary of entry time from the time frame for the filter.	HH:MM:SS or H:M.	*
Max	EO	Upper boundary of entry time from the time frame for the filter.	HH:MM:SS or H:M.	*

Yield Field Group				
Identifier	Type	Description	Value / Syntax	CT
Min	EO	Lower boundary of yield (only for bonds traded on price basis with yield calculation method 'I').	numeric, 4 decimals, 6 digits in total.	
Max	EO	Upper boundary of yield (only for bonds traded on price basis with yield calculation method 'I').	numeric, 4 decimals, 6 digits in total.	

Maturity Date Field Group				
Identifier	Type	Description	Value / Syntax	CT
Min	EO	Lower boundary of maturity date for the filter (only used for bonds, warrants and basis instruments, ignored for equities).	Depends on date format chosen.	*

Maturity Date Field Group				
Identifier	Type	Description	Value / Syntax	CT
Max	EO	Upper boundary of maturity date for the filter (only used for bonds, warrants and basis instruments, ignored for equities).	Depends on date format chosen.	*

Buttons	
Identifier	Description
<u>O</u> K	Retrieve the selected data and close the <i>Order Filter</i> window.
A <u>p</u> ply	Apply the selected filter criterion to the <i>Own Order Overview</i> window and leave the <i>Order Filter</i> window open.
<u>C</u> ancel	Close the window without further action.

#### 4.4.6 Own Quote Overview Window

##### Description

The *Own Quote Overview* window lists all own quotes, BEST quotes, Enhanced Transaction Solution quotes as well as those which have been submitted from the trader's subgroup, according to the selection criterion.

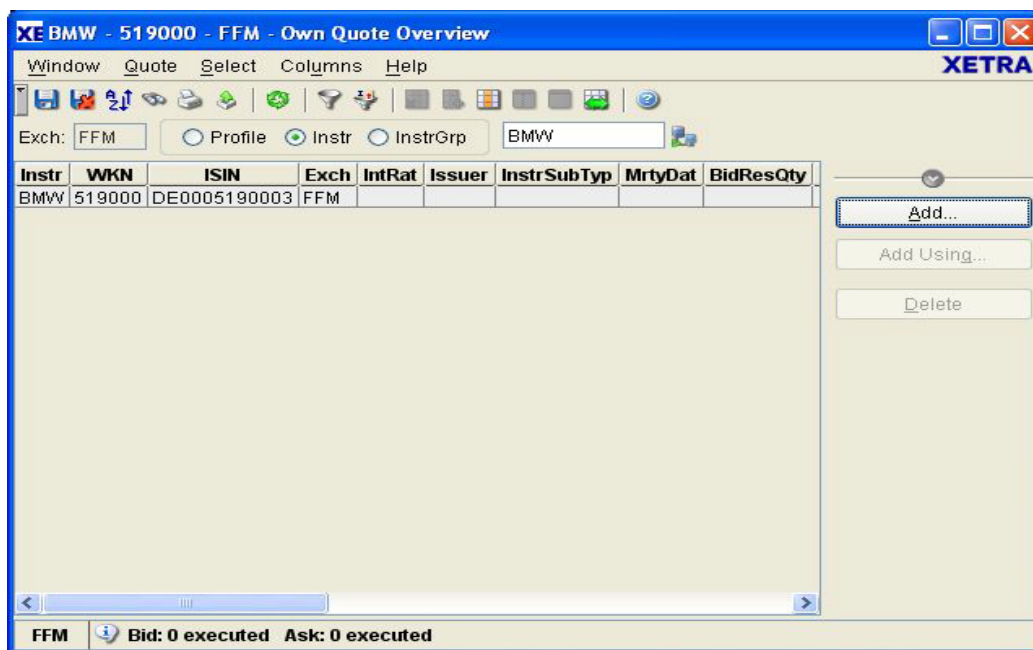


Figure 4.40: Own Quote Overview window for equities.

##### Functionality

The user can select the main filtering criterion in the *Quick Filter* field group. He can either choose a profile (the default profile will be displayed when choosing the *Profile* radio button), an instrument group, or an instrument. If an instrument is selected the context menu contains the instruments of the static part of the default profile. Hitting the *Enter* key or clicking on the inquire icon applies the filter criterion.

All extended filter criteria will be reset to empty when the *Quick Filter* field group is used. If the filter window is opened again after having filtered via the *Quick Filter*, the selected instrument, instrument group, or profile and the exchange will be shown in the filter window.

The *Own Quote Overview* window lists quotes of a trader's subgroup. This includes

- All own quotes of the trader's subgroup is assigned to as a Designated Sponsor, Liquidity Manager or BEST Executor.

The *Own Quote Overview* window does not display quotes of continuous auction model for specialists, only for issuers. Quotes displayed in the *Own Quote Overview* list box are sorted by exchange and by the filtered profile. In case no filter profile is selected the sorting is according to the default criteria:

- Instrument short name/ WKN/ ISIN

- Normal quotes
- Account type in the order D, I, E and Q

Further more the *Own Quote Overview* window lists all own BEST quotes of the member. The display of the BEST quotes is not dependent on the subgroup.

It is not recommended to quote with the same trader subgroup, account and instrument in parallel via Enhanced Transaction Solution and VALUES since newly entered quotes via Enhanced Transaction Solution overwrite existing quotes of the same instrument.

With the *All with Quotes / All* radio button group it is possible to switch between two modes of display. If *All with Quotes* is selected, only instruments with a quote are displayed. This is also the default mode if the window is opened or a new filter has been applied. If *All* is chosen, all selected instruments are shown, even those without quote.

Clicking the *Add...*, *Add Using...* buttons opens the *Quote Entry* window. The *Delete* button deletes all selected quotes. Issuer quotes cannot be deleted. The *Mass Quote Entry* window can be reached via clicking the *Add Using...* button with a multiple quote selection in the list box.

If a trader selects the entire column and clicks the *Delete* button, the trader will be prompted with the *Delete Quote Confirmation* window to confirm the deletion of all filtered quotes in the *Own Quote Overview* window.

The *Own Quote Overview* window is not dynamically updated for new quote entries, quote modifications, quote deletions and partial executions of quotes. All information must be inquired.

In case of a one sided quote created by an BEST Executor the empty side of the quote is left empty in the *Own Quote Overview* list box.



## Menu

Menu Bar	Item	Description	Short Cut
<u>W</u> indow	<u>S</u> ave Settings	Save the current settings.	Ctrl+S
	Clea <u>r</u> Settings	Clear the saved window settings.	
	<u>S</u> ort...	Open the <i>Sort Table</i> window.	
	<u>F</u> ind...	Open the <i>Find Table</i> window.	Ctrl+F
	<u>P</u> rint...	Open the <i>Print Table</i> window.	Ctrl+P
	<u>E</u> xport...	Open the <i>Export Table</i> window.	Ctrl+E
	Fu <u>l</u> l <u>T</u> able Mode	Set the full table modus to display the list box content only.	F11
	<u>C</u> lose	Close the window without any further action.	Shift+F4
<u>Q</u> uote	<u>A</u> dd...	Open the <i>Quote Entry</i> window to enter a new quote.	
	Add Using...	Open the <i>Quote Entry</i> window using the selected quote for the new entry. In case a multiple selection has been made in the list box, the <i>Mass Quote Entry</i> window opens.	
	<u>D</u> elete	Delete selected quote(s).	
<u>S</u> elect	<u>F</u> ilter...	Open the <i>Quote Filter</i> window.	Ctrl+F3
	Instr/Grp/ Prof...	Open the <i>Instrument/Group/Profile Selection</i> window.	F6

Menu Bar	Item	Description	Short Cut
Columns	<u>D</u> elte	Delete the selected column(s) from the display.	
	<u>A</u> dd All	Restore the display of all columns.	Ctrl+U
	<u>S</u> elect...	Open the <i>Column Selection</i> window to determine which columns in a list box are visible.	
	<u>F</u> reeze	Freeze the selected columns in the list box.	
	<u>U</u> nfreeze All	Unfreeze all columns in the list box.	
	Au <u>t</u> ofit All	Resize all visible columns according to their content.	
<u>H</u> elp	<u>O</u> n this window...	Open the <i>Help</i> window.	F1

## Window

Quick Filter Field Group				
Identifier	Type	Description	Value / Syntax	CT
Exch	D	Exchange at which the instrument is being traded. The field is pre-filled with the logged-in exchange.	3 characters: alphanumeric.	
Profile	S	Select a profile as filter criterion.	Default.	
Instr	S	Select a single instrument as filter criterion.		
InstrGrp	S	Select an instrument group as filter criterion.		

Quick Filter Field Group				
Identifier	Type	Description	Value / Syntax	CT
Instrument field	EM	Instrument short name,	max. 5 characters: alphanumeric	
		or Wertpapierkennnummer,	or max. 9 characters: alphanumeric,	
		or ISIN.	or 12 characters: alphanumeric,	*
		or Instrument Group ID,	or max. 4 characters: alphanumeric for Instrument Group ID,	*
		or Profile ID.	or max. 20 characters: alphanumeric and special.	*

Own Quote Overview List Box	
Column	Description
Instr	Instrument short name.
WKN	Wertpapierkennnummer.
ISIN	International Security Identification Number.
Exch	Exchange at which instrument is being traded.
IntRat	Interest rate (only for bonds and basis instruments).

Own Quote Overview List Box	
Column	Description
Issuer	Issuer (only for bonds and basis instruments).
InstrSubTyp	Instrument Subtype (only for bonds and basis instruments).
MrtYDat	Maturity date (only for bonds, warrants and basis instruments).
BidResQty	Reserve quantity of the bid leg of a BEST quote (only for BEST quotes).
BidBnd	Upper bound for the execution against the bid leg of the BEST quote (only for BEST quotes).
BidQty	Remaining quantity of the total bid part of the quote. For BEST quotes the column displays the total entered bid quantity.
BidRLQty	Remaining round lot quantity of the bid part.
Bid	Limit of the bid part of the quote or relative bid limit for BEST quotes.
Ask	Limit of the ask part of the quote or relative ask limit for BEST quotes. For BEST quotes, the relative ask limit is a negative value.
AskRLQty	Remaining round lot quantity of the ask part.
AskQty	Remaining quantity of the total ask part of the quote. For BEST quotes the column displays the total entered ask quantity.
AskBnd	Lower bound for the execution against the ask leg of the BEST quote (only for BEST quotes).
AskResQty	Reserve quantity of the ask leg of a BEST quote (only for BEST quotes).
Trader	Trader ID (owner of the quote).
Curr	Currency (trading currency for instruments listed per unit, denomination currency for instruments listed in percentage).
MIOrdNo	Member internal order number.
Text	Free formatted text field for members' internal use.
NetTyp	Displays the netting type: Order Level O, None Blank.

Own Quote Overview List Box	
Column	Description
Act	Specifies the account type of the private quote: Designated Sponsor D, Liquidity Manager Q, Issuer I, BEST Executor E.
BidTime	Time of entered quote - bid side.
AskTime	Time of entered quote - ask side.

Mouse Usage	Column	Description
SC-L	Any	Select one quote.
SC-L	Instr header	Select all displayed quotes.
Ctrl+SC-L	Any	Select more than one non subsequent quote.
Shift+SC-L	Any	Select more than one subsequent quote.
DC-L	Any	Opens the <i>Quote Entry</i> window and displays parameters of the selected quote.

Quotes Radio Button Group (expandable)	
Identifier	Description
All with Quotes	Show only instruments with a quote; default mode if the window will be opened or a new filter has been selected.
All	Show all selected instruments even those with no quote.

Buttons	
Identifier	Description
<u>A</u> dd...	Open the <i>Quote Entry</i> window to enter a new quote.
Add Using...	Open the <i>Quote Entry</i> window using the selected quote for the new entry. In case a multiple selection has been made in the list box, the <i>Mass Quote Entry</i> window opens.
<u>D</u> elete	Delete selected quote(s).

## 4.4.7 Quote Filter Window

### Description

The *Quote Filter* window allows to filter the displayed quotes in the *Own Quote Overview* window according to selection criteria.

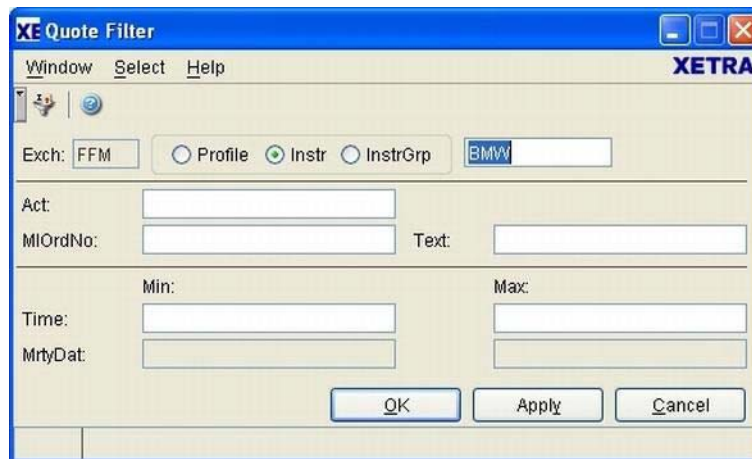


Figure 4.41: *Quote Filter* window.

### Functionality

The *Quote Filter* window can be accessed via the *Filter...* item of the *Select* menu of the *Own Quote Overview* window. The *Exch* field is disabled and pre-filled with the logged-in exchange.

Within the radio button groups the user can specify the filter criteria. The entry field next to the first radio button group allows to define the specific profile (if *Profile* is selected the default profile is displayed), a specific instrument group (if *InstrGrp* is selected) or an instrument (if *Instr* is selected) as a filter. Only the static part of the default profile is displayed in the context menu if *Instrument* is selected. Additionally, filter criteria can be set concerning *MIOrdNo*, *Text*, time of entry, maturity date and account type. All entry fields are validated against their corresponding formats. The account type field will be only pre-filled if it has been saved via save settings. In all other cases the field will be empty. Changing the *Instrument* field does not affect the contents of the account type field. There is also a plausibility check, if the *Min* fields are greater than the *Max* fields.

### Menu

Menu Bar	Item	Description	Short Cut
<u>W</u> indow	<u>C</u> lose	Close the window without any further action.	Shift+F4
<u>S</u> elect	Instr/Grp/Prof...	Open the <i>Instrument/Group/Profile Selection</i> window.	F6

Menu Bar	Item	Description	Short Cut
<u>H</u> elp	<u>O</u> n this window...	Open the <i>Help</i> window.	F1

## Window

Quick Filter Field Group				
Identifier	Type	Description	Value / Syntax	CT
Exch	D	Exchange at which the instrument is being traded. The field is pre-filled with the logged-in exchange.	3 characters: alphanumeric.	
Profile	S	Select the default profile as filter criterion. The <i>Instrument</i> field displays the name of the default profile.	Default.	
Instr	S	Select a single instrument as filter criterion.		
InstrGrp	S	Select an instrument group as filter criterion.		



Quick Filter Field Group				
Identifier	Type	Description	Value / Syntax	CT
Instrument field	EM	Instrument short name,	max. 5 characters: alphanumeric	
		or Wertpapierkennnummer,	or max. 9 characters: alphanumeric,	
		or ISIN,	or 12 characters: alphanumeric,	*
		or Instrument Group ID,	or max. 4 characters: alphanumeric for Instrument Group ID,	*
		or Profile ID.	or max. 20 characters: alphanumeric and special.	*

User Field Group				
Identifier	Type	Description	Value / Syntax	CT
Act	EO	Account Type of the quote: Designated Sponsor, Liquidity Manager, Issuer, BEST Executor.	1 character alphanumeric D, Q, I, E.	
MIOrdNo <sup>1</sup>	EO	Member internal order number.	Max. 16 characters: alphanumeric.	
Text <sup>1</sup>	EO	Free format text field for members' internal use.	Max. 12 characters: alphanumeric.	

1.Note for following fields: MIOrdNo, Text:  
Context menu available if specified in the *Preferences* window.

Time Field Group				
Identifier	Type	Description	Value / Syntax	CT
Min	EO	Lower boundary of entry time of the time frame for the filter.	HH:MM:SS or H:M.	*
Max	EO	Upper boundary of entry time of the time frame for the filter.	HH:MM:SS or H:M.	*

Maturity Date Field Group				
Identifier	Type	Description	Value / Syntax	CT
Min	EO	Lower boundary of the maturity date for the filter (only used for bonds, warrants and basis instruments, ignored for equities).	Depends on date format chosen.	*
Max	EO	Upper boundary of the maturity date for the filter (only used for bonds, warrants and basis instruments, ignored for equities).	Depends on date format chosen.	*

Buttons	
Identifier	Description
<u>O</u> K	Retrieve the selected data and close the <i>Quote Filter</i> window.
Ap <u>p</u> ly	Apply the selected filter criterion to the <i>Own Quote Overview</i> and leave the <i>Quote Filter</i> window open.
<u>C</u> ancel	Close the window without any further action.

## 4.4.8 Back Office Information Window

### Description

The *Back Office Information* window lists all own trades from the current trading day, historical information and settlement instructions generated during Xetra end-of-day processing. Historical information can be inquired for four trading days in the past, irrespective of the trading calendar.

Instr	WKN	ISIN	Name	Exch	B/S	IntRat	Issuer	InstrSubTyp	MrtyDat	AvgPrc	Prc	Yld
BMWV	519000	DE0005190003	BAY. MOTOREN WERKE AG	FFM	B						141,0000	
BMWV	519000	DE0005190003	BAY. MOTOREN WERKE AG	FFM	S						141,0000	
BMWV	519000	DE0005190003	BAY. MOTOREN WERKE AG	FFM	B						141,0000	
BMWV	519000	DE0005190003	BAY. MOTOREN WERKE AG	FFM	S						141,0000	
BMWV	519000	DE0005190003	BAY. MOTOREN WERKE AG	FFM	B						141,0000	
BMWV	519000	DE0005190003	BAY. MOTOREN WERKE AG	FFM	S						141,0000	
BMWV	519000	DE0005190003	BAY. MOTOREN WERKE AG	FFM	B						141,0000	
BMWV	519000	DE0005190003	BAY. MOTOREN WERKE AG	FFM	S						141,0000	

AccBuyQty	AvgBuyPrice	AvgSellPrice	AccSellQty
100	141,00000	141,00000	100

FFM 90277 NO ROWS MATCH FILTER CRITERIA

Figure 4.42: *Back Office Information* window.

### Functionality

The *Back Office Information* window displays actual and historical information and settlement instructions about own trades across exchanges (including external trades). The window is dynamically updated. Traders can see their trades; senior traders can also see trades of other traders belonging to their subgroup. Back office personnel of non-clearing members can see all trades of their own member, if the resource access level has been specifically set. Clearing members can also see trades from all assigned non-clearing members.

The user can select the main filtering criterion in the *Quick Filter* field group. He can either choose a profile (the default profile will be displayed when choosing the *Profile* radio button), an instrument group, or an instrument. The *InstrGrp* radio button in the *QuickFilter* field group is disabled if the user is logged into the Xetra Frankfurt 2 exchange. If an instrument is selected the context menu contains the instruments of the static part of the default profile. Pressing the *Enter* key applies the filter criterion. However, if the filter criterion is empty, clicking *Enter* will retrieve all own trades of the user. If the senior trader likes to display the trades of the traders of his subgroup, he has to use the *Filter* window.

All extended filter criteria will be reset to empty when the *Quick Filter* field group is used. If the filter window is opened again after having filtered via the *Quick Filter*, the instrument, instrument group, or profile and the exchange will be shown in the filter window.

For any non-OTC trades and OTC trades entered on behalf of where post trade anonymity (PTA) is switched on and OTC trades with post trade anonymity set to CCP, no individual counterparty information (member ID, KV number, settlement account and location) will be displayed. In that case, the fields *Cpty*, *CptyKVNo*, *CptyStlLoc*, and *CptyStlAct* will contain generic segment-configurable information. For OTC trades entered on member side, counterparty information is always displayed for non-CCP instruments. For OTC trades in CCP instruments the member counterparty information is displayed in the *ExecID* field. The *ExchRat* column displays the exchange rate of the denomination currency if the instrument is a bond or if the denomination currency and the trading currency are not the same. In any other case the column is empty.

The field *AddCost* shows the additional costs which the submitter entered for OTC trades. The *OTC Trade Date* can deviate from the current business date.

OTC trades can be requested to be reversed by selecting them and pressing the *Reverse* button. This triggers the reversal process of an OTC trade, which is finished in the *Open OTC Trading* window.

There is a special processing for instruments listed with trading currency British Pence 'GBX'. The field *StlCurr* will contain British Pound ('GBP') and the fields *MktVal*, *StlAmt* and *AccMktVal* are displayed with the corresponding value in British Pound.

If no trade type is specified in the filter, all trades belonging to the trader are displayed.

The *Trade Maintenance* window is opened by selecting a trade and clicking the *Modify...* button or double-clicking left on a row.

The accumulated quantity and the average price per order book side can be displayed for selected or filtered trades for one instrument by clicking the *Calculate* button. If a single instrument is selected in the filter and no particular trade is selected, *Calculate* displays the accumulated quantities and average prices for all filtered trades. Clicking on the *Clear* button can clear the selection and the fields in the *Calculate* field group. The *Calculate* button is enabled, either if only one instrument is filtered or if only trades of one instrument are selected.

## Menu

Menu Bar	Item	Description	Short Cut
Window	Save Settings	Save the current window settings.	Ctrl+S
	Clear Settings	Clear the saved window settings.	
	Sort...	Open the <i>Sort Table</i> window.	
	Find...	Open the <i>Find Table</i> window.	Ctrl+F
	Print...	Open the <i>Print Table</i> window.	Ctrl+P
	Export...	Open the <i>Export Table</i> window.	Ctrl+E
	Full Table Mode	Set the full table modus to display the list box content only.	F11
Trade	Modify...	Open the <i>Trade Maintenance</i> window to modify the selected trade.	

Menu Bar	Item	Description	Short Cut
	<u>C</u> lear	Clear the selection in the list box and clear the display fields.	
	Ca <u>l</u> culate	Calculate the average price and the accumulated volume of the selected trades or the filtered trades.	
<u>S</u> elect	<u>F</u> ilter...	Open the <i>Back Office Information Filter</i> window to filter the displayed trades according to the specified criterion.	Ctrl+F3
	Instr/Grp/ Prof...	Open the <i>Instrument/Group/Profile Selection</i> window.	F6
C <u>o</u> l <u>u</u> mn <u>s</u>	<u>D</u> elete	Delete the selected column(s) from the display.	
	<u>A</u> dd All	Restore the display of all columns.	Ctrl+U
	<u>S</u> elect...	Open the <i>Column Selection</i> window to determine which columns in a list box are visible.	
	<u>F</u> reeze	Freeze the selected columns in the list box.	
	<u>U</u> nfreeze All	Unfreeze all columns in the list box.	
	A <u>u</u> tofit All	Resize all visible columns according to their content.	
<u>H</u> elp	<u>O</u> n this window...	Open the <i>Help</i> window.	F1

## Window

Quick Filter Field Group				
Identifier	Type	Description	Value / Syntax	CT
Exch	D	Exchange at which the instrument is being traded. The field is pre-filled with the logged-in exchange.	3 characters: alphanumeric.	
Profile	S	Select a profile as filter criterion.	Default.	
Instr	S	Select a single instrument as filter criterion.		
InstrGrp	S	Select an instrument group as filter criterion.		

Quick Filter Field Group				
Identifier	Type	Description	Value / Syntax	CT
Instrument field	EO/EM	Instrument short name,	max. 5 characters: alphanumeric	
		or Wertpapierkennnummer,	or max. 9 characters: alphanumeric,	
		or ISIN,	or 12 characters: alphanumeric,	*
		or Instrument Group ID,	or max. 4 characters: alphanumeric for Instrument Group ID,	*
		or Profile ID.	or max. 20 characters: alphanumeric and special.	*

Back Office Information List Box	
Column	Description
Instr	Instrument short name.
WKN	Wertpapierkennnummer.
ISIN	International Security Identification Number.
Name	Displays the long name of the instrument.
Exch	Exchange at which the instrument is being traded.
B/S	Display Buy or Sell status: Buy B, Sell S.
IntRat	Coupon rate (only for bonds and basis instruments).
Issuer	Issuer (only for bonds and basis instruments).
InstrSubTyp	Instrument subtype (only for bonds and basis instruments).
MrttyDat	Maturity date (only for bonds, warrants, and basis instruments).

Back Office Information List Box	
Column	Description
AvgPrc	Average price of underlying executions (only for netted trades). The minimum number of decimals shown is defined by the instrument itself. Further decimals are only shown, if the value of the last decimal differs from '0'. The max. number of decimals shown in general is 5. Note that the Average Price is derived from the settlement amount and is not the average of the match-prices. The Average Price is calculated as the accumulated market value for the netted trade divided by the accumulated quantity for the netted trade. To be consistent with the price, the Average Price will be calculated in GBX units for instruments listed in Xetra with price currency GBX (UK Pence).
Prc <sup>1</sup>	Price of the trade (for netted trades this will be the last price of the last matching transaction).
Yld	Yield (only for bonds traded on price basis with yield calculation method 'I').
AccQty	Accumulated quantities of underlying executions (only for netted trades).
Qty <sup>1</sup>	Quantity of the trade (for netted trades this will be the quantity of all orders within one price and matching transaction).
Curr	Currency (trading currency for instruments listed per unit, denomination currency for instruments listed in percentage).
Member	Member ID.
Trader <sup>1</sup>	Trader ID.
Date	Date of the trade execution.
Time	Time of the trade.
Cpty	Member ID of the counterparty.
TrdNo	Trade ID.
Suffix <sup>1</sup>	A unique number which signals that details of the trade have been modified.
NetTyp	Netting Type  Order Level O,  Bilateral Aggregation A,  None Blank.
AccMktVal <sup>2</sup>	Accumulated market valuations of underlying executions (only for netted trades).



Back Office Information List Box	
Column	Description
MktVal <sup>13</sup>	Market Value of the trade (for netted trades this will be <i>MktVal</i> of last partial execution).
StlAmt <sup>3</sup>	Settlement amount of the trade.
AccrInterest <sup>2</sup>	Accrued interest of the trade (only for bonds).
AccrIntDays	Accrued interest days of the trade (only for bonds).
DevIntPay	Deviating interest payment (only for bonds).
MIOrdNo <sup>1</sup>	Member internal order number.
Act	Account Type: Agent Proprietary Designated Sponsor Liquidity Manager Issuer Liquidity Provider BEST Executor A P, D, Q, I, L, E.
Text <sup>1</sup>	Free formatted text field for the members' internal use.
OrderNo <sup>1</sup>	Exchange order number (not for OTC trades).
P/F	The order completion flag indicates whether the underlying order has been partially ('P') or fully ('F') executed. It is left blank for trades where no information about the order completion status is available (e.g. OTC trades, external trades).
ExecID	Member ID of the BEST Executor the order has been sent to within Xetra. Counterparty for CCP OTC Trades for trading model continuous auction.
KVNo <sup>4</sup>	Kassenvereinsnummer.
CCPCM	CCP Clearing Member ID
CM	Clearing/Settlement Member ID
StlLoc <sup>4</sup>	Settlement location.
StlAct <sup>4</sup>	Settlement account.
StlDate	Settlement date of the trade.
StlCurr <sup>4</sup>	Trading currency (which is also valid for settlement).

Back Office Information List Box		
Column	Description	
StlCode <sup>4</sup>	Settlement code of the trade: Delivery versus payment DVP.	
CptyKVNo <sup>24</sup>	Kassenvereinsnummer of the counterparty.	
CptyCM	Clearing/Settlement Member ID of the counterparty.	
CptyStlLoc <sup>24</sup>	Settlement location of the counterparty.	
CptyStlAct <sup>24</sup>	Settlement account of the counterparty.	
TrdType	Type of the trade: Xetra trade Xetra BEST trade Xetra Midpoint trade OTC trade External trade	XP, XB, XM, OTC, EXT.
OTCTrdTime	OTC trade time.	
ExchRat	1 unit of EUR gives X units of foreign currency.	
TrdFlg1 <sup>5</sup>	First OTC Trade Flag.	
TrdFlg2	Second OTC Trade Flag.	
TrdFlg3	Third OTC Trade Flag.	
AddCost	Additional Cost	
OTCTrdDat	OTC Trade Date	

1.Note for following fields: Prc, Qty, Trader, Suffix, MktVal, MlOrdNo, Text, OrderNo:  
Initialized for settlement instructions.

2.Note for following fields: AccMktVal, AccrInterest, CptyKVNo, CptyStlLoc, CptyStlAct:  
Field is filled with netted value of underlying partial executions if trade is netted.

3.Note for following fields: MktVal, StlAmt:  
Initialized for basis instruments.

4.Note for following fields: KVNo, StlLoc, StlAct, StlCurr, StlCode, CptyKVNo, CptyStlLoc, CptyStlAct, Initialized for basis instruments.:

5.The usage of OTC trade flags is restricted to OTC trades of ISE members in ISE instruments.

Mouse Usage	Column	Description
SC-L	Any	Select one trade.
Ctrl+SC-L	Any	Select more than one non-subsequent trade.
Shift+SC-L	Any	Select more than one subsequent trade.
DC-L	Any	Open the <i>Trade Maintenance</i> window and display parameters for the selected trade.

Calculation Field Group				
Identifier	Type	Description	Value / Syntax	CT
AccBuyQty	D	Accumulated volume of all displayed or selected trades where the trader is the buyer.		
AvgBuyPrice	D	Average price of all displayed or selected trades where the trader is the buyer.		
AvgSellPrice	D	Average price of all displayed or selected trades where the trader is the seller.		
AccSellQty	D	Accumulated volume of all displayed or selected trades where the trader is the seller.		
Calculate	B	Calculate the average price and the accumulated quantities of the selected or filtered trades.		
<u>C</u> lear	B	Clear the selection in the list box and clear the display fields.		

Buttons	
Identifier	Description
<u>M</u> odify...	Open the <i>Trade Maintenance</i> window to modify a trade selected in the list box of the <i>Back Office Information</i> window.
Reverse	OTC trades can be triggered to be reversed by selecting them and pressing the Reverse button. The actual approval of the reversal by the counterparty is performed in the <i>Open OTC Trading</i> window.

#### 4.4.9 Back Office Information Filter Window

##### Description

The *Back Office Information Filter* window allows the user to specify filter criteria for trades displayed in the *Back Office Information* window.

Figure 4.43: *Back Office Information Filter* window

##### Functionality

The *Back Office Information Filter* window can be accessed via the *Filter...* item of the *Select* menu of the *Back Office Information* window. Within the *Back Office Information Filter* window, trade filter criterion can be specified in order to modify the display of trades in the *Back Office Information* window. The instrument short name and the Wertpapierkennnummer of the currently selected instrument or the profile name are always displayed in the window header. Within the radio button group the user can specify the filter criterion. The display field next to the first radio button group is the *Exch* field. The entry field next to the *Exch* field allows defining the specific profile (if *Profile* is selected the default profile is displayed), an instrument (if *Instr* is selected), or a specific instrument group (if *InstrGrp* is selected) as a filter. If the entry field is left empty (no profile or instrument or instrument group is specified), all trades will be retrieved according to the other filter criterion (i.e. trader or member and/or trade time) specified. The *InstrGrp* radio button in the *QuickFilter* field group is disabled if the user is logged into the Xetra Frankfurt 2 exchange.

The *Trader* field contains the trader ID by default. This field is only enabled for senior traders. Senior traders are allowed to enter the trader ID of traders and other senior traders within their subgroup to display trades of different traders. To filter for the whole subgroup, the subgroup name (first three characters of user ID) has to be entered by the senior trader.

- The *Trader* field:
  - Is pre-filled with the subgroup of the user logged into that exchange and has to be filled with at least a subgroup ID if the user is a senior trader.
  - Is display only and filled with the user logged into that exchange if the user is not a senior trader.
  - The *Trader* field is not mandatory. If it is left empty, the current user ID is inserted upon pressing the *Apply* or *Ok* button.
- The *Member* field:
  - Is pre-filled with the logged in member id.
  - Back office personnel of non-clearing members can filter all trades of their own member, if the resource access level has been specifically set.
  - Clearing members can filter trades of their assigned non-clearing members.

Only the static part of the default profile is displayed in the context menu, if *Instr* is selected.

Additionally, filter criteria can be set concerning *MIOrdNo*, *Text*, *Act*, *Date*, *StlLoc*, *StlAct*, *TrdTyp*, *TrdNo*, *Cpty*, *ExecID*, *NetTyp*, and *Time*. Also, for bonds the filter criteria *Yield* and for bonds and basis *MrttyDat* are offered. All entry fields are validated against their corresponding formats. There is also a plausibility check, if the *Min* fields are greater than the *Max* fields.

When a trading day is selected other than the current trading day in the *Date* field, the *Profile/Instrument/InstrGrp* field becomes mandatory.

Filtering with minimum and/or maximum yield for yield-traded instruments will not return any trades.

## Menu

Menu Bar	Item	Description	Short Cut
<u>W</u> indow	<u>C</u> lose	Close the window without further action.	Shift+F4
<u>S</u> elect	<u>I</u> nstr/Grp/Prof...	Open the <i>Instrument/Group/Profile Selection</i> window.	F6
<u>H</u> elp	<u>O</u> n this window...	Open the <i>Help</i> window.	F1

## Window

Quick Filter Field Group				
Identifier	Type	Description	Value / Syntax	CT
Exch	D	Exchange at which the instrument is being traded. The field is pre-filled with the logged-in exchange.	3 characters: alphanumeric.	
Profile	S	Select the default profile as filter criterion. The <i>Instrument</i> field displays the name of the default profile.	Default.	
Instr	S	Select a single instrument as filter criterion. The <i>Instrument</i> field is enabled and mandatory.		
InstrGrp	S	Select an instrument group as filter criterion. The <i>Instrument</i> field is enabled and mandatory.		
Instrument field	EO/M	Instrument short name,	max. 5 characters: alphanumeric	
		or Wertpapierkennnummer,	or max. 9 characters: alphanumeric,	
		or ISIN,	or 12 characters: alphanumeric,	*
		or Instrument Group ID,	or max. 4 characters: alphanumeric for Instrument Group ID,	*
		or Profile ID.	or max. 20 characters: alphanumeric and special.	*

Back Office Information Filter Field Group				
Identifier	Type	Description	Value / Syntax	CT
Trader	S	Select trader as filter criterion.	Default.	
Member	S	Select member as filter criterion.		
Trader/ Member	EO/D	Member ID/Trader ID (for senior traders only). Display only for normal traders. Subgroup ID (3 characters) has to be specified to see the whole subgroup.	3 or 6 characters: alphanumeric.	
MIOrdNo <sup>1</sup>	EO	Member internal order number.	max. 16 characters: alphanumeric and special characters.	
Text <sup>1</sup>	EO	Free format text field for members' internal use.	max 12 characters, alphanumeric and special characters.	
Act	EO	Account type:  Agent, Proprietary, Designated Sponsor, Liquidity Manager, Issuer, Liquidity Provider, BEST Executor.	1 character: alphanumeric; A, P, D, Q, I, L, E.	
Date	EM	Date of the trade execution (available are only the current trading day and the last four business days).	Depends on date format chosen.	*
StlLoc	EO	Settlement Location.	3 characters, alphanumeric.	
StlAct	EO	Settlement Account.	1 to 35 characters: alphanumeric.	



Back Office Information Filter Field Group				
Identifier	Type	Description	Value / Syntax	CT
TrdTyp	EO	Type of Trade: Xetra trade XP, Xetra BEST trade XB, Xetra Midpoint trade XM, OTC trade OTC, External trade EXT.	max. 3 characters: alphanumeric.	*
TrdNo	EO	Exchange trade number.	max. 7 digits: numeric.	
Cpty	EO	Member ID of the counterpart of the trade.	max. 5 characters: alphanumeric.	
ExecID	EO	Member ID of the BEST Executor the order has been sent to within Xetra. Counterparty for CCP OTC Trades.	max. 5 characters: alphanumeric.	
NetTyp	EO	Netting Type:  Order Level O, Bilateral Aggregation A, None Blank.	1 character: alphanumeric;	*

1.Note for following fields: MIOrdNo, Text:  
Context menu available if specified in the *Preferences* window.

Time Field Group				
Identifier	Type	Description	Value / Syntax	CT
Min	EO	Lower boundary of entry time of the time frame for the filter.	HH:MM:SS or H:M.	
Max	EO	Upper boundary of entry time of the time frame for the filter.	HH:MM:SS or H:M.	

Yield Field Group				
Identifier	Type	Description	Value / Syntax	CT
Min	EO	Lower boundary of yield (only for bonds traded on price basis with yield calculation method 'I').	2 digits, 4 decimals numeric.	
Max	EO	Upper boundary of yield (only for bonds traded on price basis with yield calculation method 'I').	2 digits, 4 decimals numeric.	

Maturity Field Group				
Identifier	Type	Description	Value / Syntax	CT
Min	EO	Lower boundary of maturity date for the filter (only used for bonds and basis instruments, ignored for warrants, and equities).	Depends on date format chosen.	*
Max	EO	Upper boundary of maturity date for the filter (only used for bonds and basis instruments, ignored for warrants, and equities).	Depends on date format chosen.	*

Buttons	
Identifier	Description
<u>OK</u>	Retrieve the selected data and close the <i>Back Office Information Filter</i> window.

---

Buttons	
Identifier	Description
Apply	Apply the selected filter criterion to the <i>Back Office Information</i> window and leave the <i>Back Office Information Filter</i> window open.
<u>C</u> ancel	Close the window without further action.

#### 4.4.10 Trade Maintenance Window

**Description** The *Trade Maintenance* window allows a user to modify certain trade details.

Figure 4.44: *Trade Maintenance* window.

#### Functionality

The following fields can be modified, all other fields are display only:

- The user can modify the member internal order number, the text, the settlement location and the settlement account.
- The user can also modify the account field, but neither changes to 'D' (Designated Sponsor) or 'Q' (Liquidity Manager) for OTC trades, nor changes from and to 'E' (BEST Executor), 'I' (Issuer), nor 'L' (Liquidity Provider) are supported. Account modifications for Xetra BEST trades are not allowed. If the account type is changed to a value, which is in combination with the netting type not allowed for the member, the modification will be rejected by the system and result in an error message.

If the post trade anonymity (PTA) is switched on and it is a non-member OTC trade *Cpty*, *CptyKVNo*, *CptyStlAct* and *CptyStlLoc* will contain only generic segment-configurable strings.

Trade modification is not supported for trades in basis instruments or for historical and external trades. All fields are display only in this case.

## Menu

Menu Bar	Item	Description	Short Cut
<u>W</u> indow	<u>S</u> ave Settings	Save the current window settings.	Ctrl+S
	Clear <u>S</u> ettings	Clear the saved window settings.	
	<u>P</u> rint...	Open the <i>Print</i> window.	Ctrl+P
	<u>C</u> lose	Close the window without further action.	Shift+F4
<u>H</u> elp	<u>O</u> n this window...	Open the <i>Help</i> window.	F1

## Window

Instrument Field Group				
Identifier	Type	Description	Value / Syntax	CT
Buy/Sell	D	Buy or Sell status of the selected executed order (disabled).		
Exch	D	Exchange at which the instrument is being traded.	3 characters: alphanumeric.	
Instrument field	D	Instrument short name,	max. 5 characters: alphanumeric	*
		or Wertpapierkennnummer,	or max. 9 characters: alphanumeric,	*
		or ISIN.	or 12 characters: alphanumeric.	*

Trade Field Group				
Identifier	Type	Description	Value / Syntax	CT
TrdNo	D	Exchange trade number.		
Cpty	D	Member ID of the counterpart of the trade. Field will contain only a generic segment-configurable string if post trade anonymity (PTA) is switched on and if it is a non-member OTC trade.		
Price	D	Price of the trade.		
Time	D	Time of the trade.		
Curr	D	Currency (trading currency for instruments listed per unit, denomination currency for instruments listed in percentage).		
Qty	D	Quantity of the trade.		
Date	D	Date of the trade.		
MktVal <sup>1</sup>	D	Market value of the trade.		
TrdTyp	D	Type of the trade: Xetra trade, Xetra BEST trade, Xetra Midpoint trade, OTC trade, External trade.	XP, XB, XM, OTC, EXT.	
NetTyp	D	Order Level Netting, Bilateral Aggregation, None.	O, A, Blank.	
OTCTrdTime	D	OTC Trade Time.		
OTCTrdFlags <sup>2</sup>	D	OTC Trade Flags.		

1.Note for following fields: MktVal:

Blanked out for basis instruments.

2.Note for following fields: OTCTrdFlags:

The usage of OTC trade flags is restricted to OTC trades of ISE members in ISE instruments.

Order Field Group				
Identifier	Type	Description	Value / Syntax	CT
OrderNo	D	Exchange unique order number.	max. 13 digits: numeric.	
Member	D	Member ID (own side).		
Trader	D	Trader ID (own side).		
MIOOrderNo	EO/ D	Member internal order number.	max. 16 characters: alphanumeric.	
Text	EO/ D	Free format text field for members' internal use.	max. 12 characters: alphanumeric.	*
Act	EM/ D	Account type: Agent, Proprietary, Designated Sponsor, Liquidity Manager, Issuer, Liquidity Provider, BEST Executor.	1 character: A, P, D, Q, I, L, E.	*
ExecID	D	Member ID of the BEST Executor the order has been sent to within Xetra. Counterparty for CCP OTC Trades.		

Settlement Field Group				
Identifier	Type	Description	Value / Syntax	CT
StlDate <sup>1</sup>	D	Settlement date of the trade.		

Settlement Field Group				
Identifier	Type	Description	Value / Syntax	CT
AccrInterest	D	Accrued interest of the trade (only for bonds).		
StlAmt <sup>1</sup>	D	Settlement amount of the trade.		
StlCode <sup>1</sup>	D	Settlement code of the trade: DVP delivery versus payment.		
AccrIntDays	D	Accrued interest days of the trade (only for bonds).		
StlCurr <sup>1</sup>	D	Trading currency (which is also valid for settlement).		
KVNo <sup>1</sup>	D	Kassenvereinsnummer.		
CptyKVNo <sup>1</sup>	D	Kassenvereinsnummer of the counterpart. Fields will contain only generic exchange-configurable strings if post trade anonymity (PTA) for the instrument being traded is switched on and if it is a non-member OTC trade.		
StlLoc <sup>1</sup>	EM/D	Settlement location chosen by user.	3 characters: alphanumeric.	
CptyStlLoc <sup>1</sup>	D	Settlement location of the counterpart. Fields will contain only generic segment-configurable strings if post trade anonymity (PTA) for the instrument being traded is switched on and if it is a non-member OTC trade.		
StlAct <sup>12</sup>	EM/D	Settlement account chosen by user.	max. 35 characters: alphanumeric.	
CptyStlAct <sup>1</sup> 2	D	Settlement account of the counterpart. Fields will contain only generic segment-configurable strings if post trade anonymity (PTA) for the instrument being traded is switched on and if it is a non-member OTC trade.		

1. Note for following fields: StlDate, StlAmt, StlCode, StlCurr, KVNo, CptyKVNo, StlLoc, CptyStlLoc, StlAct, CptyStlAct: Blanked out for basis instruments.



---

2.Note for following fields: StIAct, CptyStIAct:

Combination EUR as settlement location and 99999 as settlement account cannot be modified.

Buttons	
Identifier	Description
Submit	Submit the changes and close the <i>Trade Maintenance</i> window.
Apply	Apply the changes and leave the <i>Trade Maintenance</i> window open with the entered data.
Cancel	Close the window without further action.

## 4.4.11 Trade Information Window

### Description

The *Trade Information* window displays a trader's own execution confirmations.

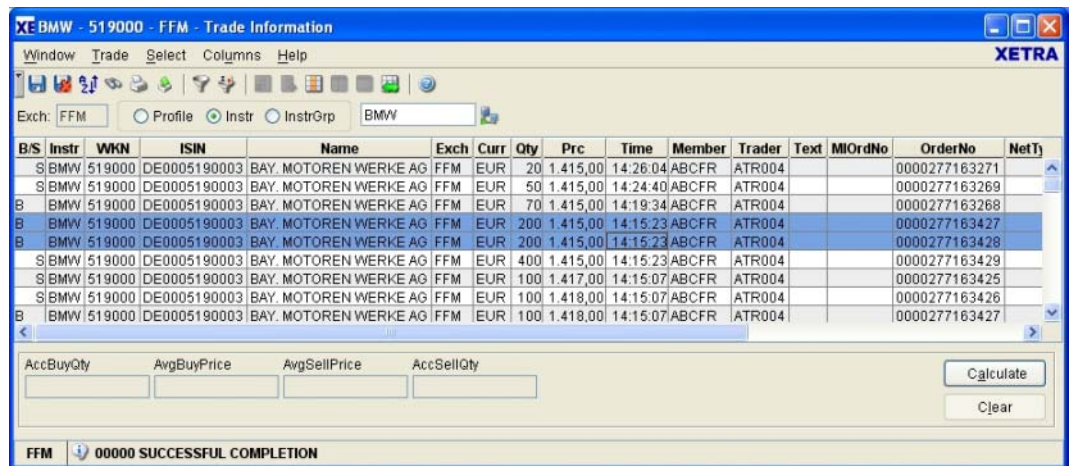


Figure 4.45: Trade Information window.

### Functionality

The *Trade Information* window displays execution confirmations for on-exchange and Xetra BEST trades. Traders can see their own execution confirmations; senior traders can also see confirmations of other traders in their subgroup. The information is sorted according to the execution time. The latest execution confirmation is always shown on top of the list.

The user can select the main filtering criterion in the *Quick Filter* field group. He can either choose a profile (the default profile will be displayed when choosing the profile radio button), an instrument group, or an instrument. The *InstrGrp* radio button in the *QuickFilter* field group is disabled if the user is logged into the Xetra Frankfurt 2 exchange. If an instrument is selected the context menu contains the instruments of the static part of the default profile. The user has to enter an instrument group or an instrument in the *Instrument* entry field before inquiry. Hitting the *Enter* key or clicking on the *Inquire* icon applies the filter criterion. However, if the filter criterion is empty, clicking *Enter* will retrieve all own trades of the user. If the senior trader likes to display the trades of the traders of his subgroup, he has to use the *Filter* window.

All extended filter criteria will be reset to empty when the *Quick Filter* field group is used. If the filter window is opened again after having filtered via the *Quick Filter*, the instrument, instrument group, or profile and the exchange will be shown in the filter window.

Via the *Trade Information Filter* window which can be accessed by clicking *Filter...* in the *Select* menu the displayed execution confirmations can be filtered according to various criterion, e.g., time frame, instrument, exchange, etc.

The sum and the average price per order book side for a selection of execution confirmations for one instrument can be calculated. The *Calculate* button is enabled, either if only one instrument is filtered or if only execution confirmations of one instrument are selected.

## Menu

Menu Bar	Item	Description	Short Cut
<u>W</u> indow	<u>S</u> ave Settings	Save the current window settings.	Ctrl+S
	Clea <u>r</u> Settings	Clear the saved window settings.	
	<u>S</u> ort...	Open the <i>Sort Table</i> window.	
	<u>F</u> ind...	Open the <i>Find Table</i> window.	Ctrl+F
	<u>P</u> rint...	Open the <i>Print Table</i> window.	Ctrl+P
	<u>E</u> xport...	Open the <i>Export Table</i> window.	Ctrl+E
	Fu <u>l</u> l <u>T</u> able Mode	Set the full table modus to display the list box content only.	F11
	<u>C</u> lose	Close the window without further action.	Shift+F4
<u>T</u> rade	<u>C</u> alculate	Calculate <i>AccBuyQty</i> , <i>AvgBuyPrice</i> , <i>AvgSellPrice</i> and <i>AccSellQty</i> for the selected rows or the filtered trades.	
	<u>C</u> lear	Deselect all rows and clear all four display fields.	
<u>S</u> elect	<u>F</u> ilter...	Open the <i>Trade Information Filter</i> window and pre-fill it with the current filter settings of the <i>Trade Information</i> window.	Ctrl+F3
	Instr/Grp/Prof...	Open the <i>Instrument/Group/Profile Selection</i> window.	F6

Menu Bar	Item	Description	Short Cut
Columns	<u>D</u> elte	Delete the selected column(s) from the display.	
	<u>A</u> dd All	Restore the display of all columns.	Ctrl+U
	<u>S</u> elect...	Open the <i>Column Selection</i> window to determine which columns in a list box are visible.	
	<u>F</u> reeze	Freeze the selected columns in the list box.	
	<u>U</u> nfreeze All	Unfreeze all columns in the list box.	
	Au <u>t</u> ofit All	Resize all visible columns according to their content.	
<u>H</u> elp	<u>O</u> n this window...	Open the <i>Help</i> window.	F1

Quick Filter Field Group				
Identifier	Type	Description	Value / Syntax	CT
Exch	D	Exchange at which the instrument is being traded. The field is pre-filled with the logged-in exchange.	max. 3 characters alphanumeric.	
Profile	S	Select a profile as filter criterion.	Default.	
Instr	S	Select a single instrument as filter criterion.		
InstrGrp	S	Select an instrument group as filter criterion.		

Quick Filter Field Group				
Identifier	Type	Description	Value / Syntax	CT
Instrument field	EM	Instrument short name,	max. 5 characters: alphanumeric	
		or Wertpapierkennnummer,	or max. 9 characters: alphanumeric,	
		or ISIN,	or 12 characters: alphanumeric,	*
		or Instrument Group ID,	or max. 4 characters: alphanumeric for Instrument Group ID,	*
		or Profile ID.	or max. 20 characters: alphanumeric and special.	*

## Window

Trade Information List Box		
Column	Description	Value / Syntax
B/S	Display Buy/Sell indicator status: Buy B, Sell S.	
Instr	Instrument short name.	
WKN	Wertpapierkennnummer.	
ISIN	International Security Identification Number.	

Trade Information List Box		
Column	Description	Value / Syntax
Name	Displays the long name of the instrument.	
Exch	Exchange at which the instrument is being traded.	
Curr	Currency (trading currency for instruments listed per unit, denomination currency for instruments listed in percentage).	
Qty	Quantity of the trade.	
Prc	Price of the trade or yield (for yield traded instruments).	
Time	Execution time.	
Member	Member ID of the member who submitted the order.	
Trader	Trader ID.	
Text	Free format text field for members' internal use.	
MIOrdNo	Member internal order number.	
OrderNo	Exchange order number.	
NetTyp	Netting Type: Order Level, None.	O, Blank.
IntRat	Interest rate (only for bonds and basis instruments).	
Issuer	Issuer of instrument (only for bonds and basis instruments).	

Trade Information List Box		
Column	Description	Value / Syntax
InstrSubTyp	Instrument subtype - bonds and basis instruments: Standard bond, Zero bond, Floater, Hypothekenpfandbrief, Bundesobligation, Reversed Convertibles, Schatzanleihen, Strips. Instrument subtype – warrants: Company Issued Warrants, Covered Warrants, Certificates, Other.	ANL, ZER, VAR, HYP, OBL, REV, SHZ, STR.  CIW, COV, CER, OTH.
WarCateg	Warrant Category (including warrant class, 6 characters), valid values: Equities Standard, Equities Cap, Equities Floor, Equities Others, Indices Standard, Indices Cap, Indices Floor, Indices Others, Currencies Standard, Currencies Cap, Currencies Floor, Currencies Others, Interests Standard, Interests Cap, Interests Floor, Interests Others, Baskets Standard, Baskets Cap, Baskets Floor, Baskets Others, Others Standard, Others Cap, Others Floor, Others Others.	EQUSTD, EQUCAP, EQUFLO, EQUOTH, INDSTD, INDCAP, INDFLO, INDOTH, CURSTD, CURCAP, CURFLO, CUROTH, INTSTD, INTCAP, INTFLO, INTOTH, BASSTD, BASCAP, BASFLO, BASOTH, OTHSTD, OTHCAP, OTHFLO, OTHOTH.
MrtyDat	Maturity date (only for bonds, warrants, and basis instruments).	

Trade Information List Box		
Column	Description	Value / Syntax
Yld	Yield for price (only for bonds traded on price basis with yield calculation method 'I').	
XB	Xetra BEST trade, Others.	Y, ''.

Mouse Usage	Column	Description
SC-L	Any	Select one execution confirmation.
Ctrl+SC-L	Any	Select more than one non subsequent execution confirmation.
Shift+SC-L	Any	Select more than one subsequent execution confirmation.

Calculation Field Group				
Identifier	Type	Description	Value / Syntax	CT
AccBuyQty	D	Accumulated volume of all displayed or selected trades where the trader is the buyer.		
AvgBuyPrc	D	Average price of all displayed or selected execution confirmations where the trader is the buyer. For yield traded instruments the average yield is calculated.		
AvgSellPrc	D	Average price of all displayed or selected execution confirmations where the trader is the seller. For yield traded instruments the average yield is calculated.		
AccSellQty	D	Accumulated volume of all displayed or selected execution confirmations where the trader is the seller.		



Buttons	
Identifier	Description
Cal <del>l</del> culate	Calculate <i>AccBuyQty</i> , <i>AvgBuyPrice</i> , <i>AvgSellPrice</i> and <i>AccSellQty</i> for the selected rows or the filtered trades.
<u>C</u> lear	Deselect all rows and clear all four display fields. Enabled when one or more rows are selected.

#### 4.4.12 Trade Information Filter Window

##### Description

The *Trade Information Filter* window allows the user to specify filter criterion for the *Trade Information* window.



Figure 4.46: *Trade Information Filter* window.

##### Functionality

This window allows the user to filter the execution confirmations by applying specific filter criteria. The top part of the window contains the *Quick Filter* group which allows the user to specify either a profile, instrument or instrument group. The *InstrGrp* radio button in the *QuickFilter* field group is disabled if the user is logged into the Xetra Frankfurt 2 exchange. If the instrument radio button is selected, the context menu contains the instruments of the static part of the default profile. Hitting the *Enter* key or clicking on the *Inquire* icon applies the filter criterion.

A senior trader can also filter for traders of his own subgroup. Criteria can be combined to determine which execution confirmations are displayed: his own execution confirmations or the execution confirmations of any trader of his subgroup or even the execution confirmations of his whole subgroup (by entering the subgroup ID). The *Trader* field contains the trader ID by default. To filter for the whole subgroup, the subgroup ID (first three characters of user ID) has to be entered by the senior trader.

- The *Trader* field:
  - Is pre-filled with the user ID of the user logged into that exchange and has to be filled with at least a subgroup ID if the user is a senior trader.
  - Is disabled and filled with the user ID of the user logged into that exchange, if the user is not a senior trader.

- The *Trader* field is not mandatory. If it is left empty, the current user ID is inserted upon pressing the *Apply* or *Ok* button.

For traders who do not have the senior trader status, the *Trader* field is disabled. Additionally, filter criteria can be set concerning *MIOrdNo*, *Text*, *Time* and *Yld*. All entry fields are validated against their corresponding formats. There is also a plausibility check, if the *Min* fields are greater than the *Max* fields.

All filter criteria are optional and can be applied independently, except the fields of the *Quick Filter* field group. If a field is not filled at all, it will not have any filtering effect on the execution confirmations displayed. Only the static part of the default profile is displayed in the context menu of the *Instrument* field.

Filtering with minimum and/or maximum yield for yield-traded instruments will not return any execution confirmations.

## Menu

Menu Bar	Item	Description	Short Cut
<u>W</u> indow	<u>C</u> lose	Close the window without further action.	Shift+F4
<u>S</u> elect	<u>I</u> nstr/Grp/Prof...	Open <i>Instrument/Group/Profile Selection</i> window.	F6
<u>H</u> elp	<u>O</u> n this window...	Open the <i>Help</i> window.	F1

## Window

Quick Filter Field Group				
Identifier	Type	Description	Value / Syntax	CT
Exch	D	Exchange at which the instrument is being traded. The field is pre-filled with the logged-in exchange.	max. 3 characters alphanumeric.	
Profile	S	Select a profile as filter criterion.	Default.	
Instr	S	Select a single instrument as filter criterion.		
InstrGrp	S	Select an instrument group as filter criterion.		

Quick Filter Field Group				
Identifier	Type	Description	Value / Syntax	CT
Instrument field	EM	Instrument short name,	max. 5 characters: alphanumeric	
		or Wertpapierkennnummer,	or max. 9 characters: alphanumeric,	
		or ISIN,	or 12 characters: alphanumeric,	*
		or Instrument Group ID,	or max. 4 characters: alphanumeric for Instrument Group ID,	*
		or Profile ID.	or max. 20 characters: alphanumeric and special.	*

Buy/Sell Field Group				
Identifier	Type	Description	Value / Syntax	CT
Buy	S	Select trades on the buy side.		
Sell	S	Select trades on the sell side.		
All	S	Select trades on both sides.		

General Information Field Group				
Identifier	Type	Description	Value / Syntax	CT
Trader	EO/D	Trader ID (for senior traders only). Disabled for normal traders. Subgroup ID (3 characters) has to be specified to see the whole subgroup.	Max. 6 characters: alphanumeric.	
MIOrdNo <sup>1</sup>	EO	Member internal order number.	Max.16 characters: alphanumeric and special characters.	
Text <sup>1</sup>	EO	Free format text field for members' internal use.	Max.12 characters: alphanumeric and special characters.	

1.Note for following fields: MIOrdNo, Text:  
Context menu available if specified in the *Preferences* window.

Time Field Group				
Identifier	Type	Description	Value / Syntax	CT
Min	EO	Lower boundary of entry time.	HH:MM:SS.	
Max	EO	Upper boundary of entry time.	HH:MM:SS.	

Yield Field Group				
Identifier	Type	Description	Value / Syntax	CT
Min	EO	Lower boundary of yield (only for bonds traded on price basis with yield calculation method 'I').	max. 2 digits, max. 4 decimals numeric.	
Max	EO	Upper boundary of yield (only for bonds traded on price basis with yield calculation method 'I').	max. 2 digits, max. 4 decimals numeric.	

Buttons	
Identifier	Description
<u>O</u> K	Submit the filter criterion to the <i>Trade Information</i> window and close the window.
A <u>p</u> ply	Apply the filter criterion to the <i>Trade Information</i> window, leave the window open and keep all its entries.
<u>C</u> ancel	Close the window without further action.

## 4.5 Information

### 4.5.1 News Window

#### Description

The *News* window allows Market Supervision to publish Xetra specific news for the market (e.g., new tradable instruments, delay in trading start, suspension of an instrument).

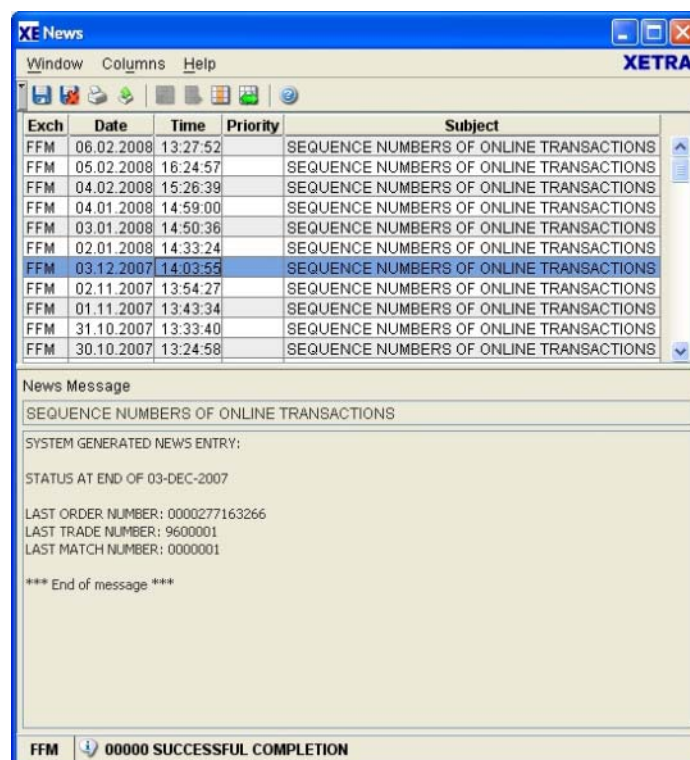


Figure 4.47: News window.

#### Functionality

The *Subject* column of the *News* list box contains the headlines of news received from an exchange. The *Priority* column shows which news have been classified as high priority by Market Supervision. A double-click on the news headline displays the whole news message in the lower text area. The text of this message has a non-proportional font, that is not configurable. Opening the window, it shows the news from the market the user is logged into. When the window is open, any news broadcast for the market, the user is logged into, will appear in the opened window and will automatically update the window.

All new messages will be sorted by date, then by time.

## Menu

Menu Bar	Item	Description	Short Cut
<u>W</u> indow	<u>S</u> ave Settings	Save the current window settings.	Ctrl+S
	Clea <u>r</u> Settings	Clear the saved window settings.	
	<u>P</u> rint...	Open the <i>Print Table</i> window.	Ctrl+P
	<u>E</u> xport...	Open the <i>Export Table</i> window.	Ctrl+E
	Fu <u>l</u> l <u>T</u> able Mode	Set the full table mode to display the list box content only.	F11
	<u>C</u> lose	Close the window without further action.	Shift+F4
Colum <u>n</u> s	<u>D</u> elte	Delete the selected column(s) from the display.	
	<u>A</u> dd All	Restore the display of all columns.	Ctrl+U
	<u>S</u> elect...	Open the <i>Column Selection</i> window to determine which columns in a list box are visible.	
	Au <u>t</u> ofit All	Resize all visible columns according to their content.	
<u>H</u> elp	<u>O</u> n this window...	Open the <i>Help</i> window.	F1

## Window

News List Box	
Column	Description
Exch	Exchange from which the message was published.
Date	Date when the news message was published.
Time	Time when the news message was published.



News List Box	
Column	Description
Priority	Indicator for priority of news message. space standard priority, H high priority.
Subject	Subject/ headline of the news message received.

Mouse Usage	Column	Description
SC-L	Cells	Highlight the selected row.
DC-L	Row	Display the whole news message within the <i>News Message</i> text area.

News Message Text Area				
Identifier	Type	Description	Value / Syntax	CT
Subject	D	Display of subject/headline of the news message.	Max. 55 characters.	
Detail	D	Display of whole news message.	Max. 3000 characters.	

## 4.5.2 Instrument Watch Window

### Description

The *Instrument Watch* window is used to add, update and remove instrument watches. Also the current status of all instrument watches is displayed.

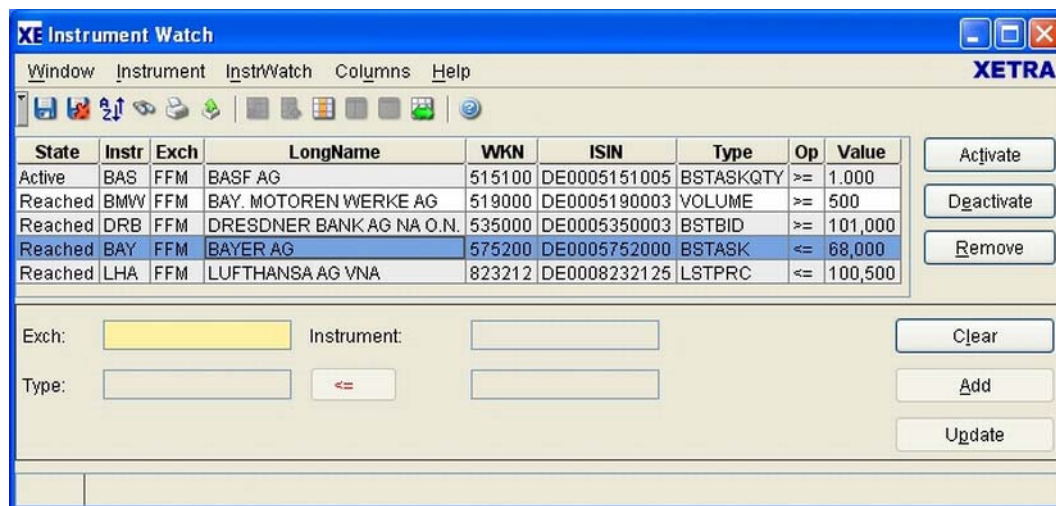


Figure 4.48: *Instrument Watch* window.

### Functionality

An instrument watch is an internal or external instrument based alert, triggered by the market status concerning this instrument watch. Only instrument watches on external instruments available in Xetra can be added.

Once the market has reached the condition of an instrument watch an entry is written into the *Message Log* window and the state in the *Instrument Watch* window is set to 'reached'. The instrument watch must be triggered by inside market broadcasts or ticker broadcasts for external instruments. This means that it is also triggered by intraday updates of the reference price, even though this does not trigger stop orders. Crossed trades, midpoint trades and Xetra BEST trades do not trigger instrument watches.

The *Instrument Watch* displays the instrument watches stored within the user's configuration and their states. Entered instrument watches are automatically stored within the user's configuration and will be displayed in the *Instrument Watch* list box unless they are removed by the user. The user can change the default sort criteria (first by exchange and then by mnemonic, ISIN, type, operator, value and state) by using the *Instrument Watch - Sort Table* accessible via the *Sort* menu or the *Sort* icon in the tool bar.

When updating watches, the status of the *Exch*, the *Instr* and the *Type* entry field are display only, i.e. only the trigger value and the operator toggle button can be changed. For external instruments, only an instrument watch on the trigger value 'LSTPRC' is possible.

The *Exch* field is mandatory and must be entered before any other fields can be entered. The *Exch* field's context menu lists logged in exchange and an 'EXT' option for external instruments. The user can select either logged in exchange or 'EXT'.

## Menu

Menu Bar	Item	Description	Short Cut
Window	Save Settings	Save the current window setting.	Ctrl+S
	Clear Settings	Clear the saved window settings.	
	Sort...	Open the <i>Sort Table</i> window.	
	Find...	Open the <i>Find Table</i> window.	Ctrl+F
	Print...	Open the <i>Print Table</i> window.	Ctrl+P
	Export...	Open the <i>Export Table</i> window.	Ctrl+E
	Full Table Mode	Set the full table mode to display the list box content only.	F11
	Close	Close the window.	Shift+F4
Instrument	Select...	Open the <i>Instrument/Group/Profile Overview</i> window.	F6
InstrWatch	Activate	Change the status of the selected instrument watch to active.	
	Deactivate	Change the status of the selected instrument watch to inactive.	
	Remove	Remove the selected watch from the list box; disabled if no watch is selected.	
	Clear	Clear all entry fields and selections.	
	Add	Inserts a new watch - as specified in the <i>Instrument Watch Entry</i> field group - to the <i>Instrument Watch</i> list box; disabled if the entry fields contain invalid data.	
	Update	Update the selected watch with the data in the <i>Instrument Watch Entry</i> field group; disabled if no instrument watch is selected.	

Menu Bar	Item	Description	Short Cut
Columns	<u>D</u> elte	Delete the selected column(s) from the display.	
	<u>A</u> dd All	Restore the display of all columns.	Ctrl+U
	<u>S</u> elect...	Open the <i>Column Selection</i> window to determine which columns in a list box are visible.	
	<u>F</u> reeze	Freeze the selected columns in the list box.	
	<u>U</u> nfreeze All	Unfreeze all columns in the list box.	
	Au <u>t</u> ofit All	Resize all visible columns according to their content.	
<u>H</u> elp	<u>O</u> n this window...	Open the <i>Help</i> window.	F1

## Window

Instrument Watch List Box	
Column	Description
State	State of the watch entry: Active: Watching, Inactive: User specific entry but deactivated, Reached: The threshold was reached.
Instr	Instrument short name.
Exch	Exchange for internal instruments or EXT for external instruments.
LongName	Instrument long name.
WKN	Wertpapierkennnummer.
ISIN	International Security Identification Number.

Instrument Watch List Box	
Column	Description
Type	Watch types: last trade price LSTPRC, best bid limit BSTBID, best ask limit BSTASK, best bid quantity BSTBIDQTY, best ask quantity BSTASKQTY, daily volume VOLUME. Note: For external instruments only the LSTPRC type is a valid type.
Op	Display alert message if the current value is less or equal than ( $\leq$ ) or is greater or equal than ( $\geq$ ) the trigger value.
Value	Value of price, limit, volume or quantity - for indices: index value. Note: For yield traded instruments and watch types LSTPRR, BSTBID or BSTASK a yield value has to be used.

Mouse Usage	Column	Description
SC-L	Any	Select one watch (one row).
DC-L	Any	Transfer row contents to the <i>Instrument Watch Entry</i> field group for update.
Shift-SC-L	Any	Select more than one subsequent watch.
Ctrl-SC-L	Any	Select more than one not subsequent watch.

Buttons (Instrument Watch List Box)	
Identifier	Description
Activate	Change the status of the selected instrument watch to active.
Deactivate	Change the status of the selected instrument watch to inactive.
Remove	Remove the selected (one or more) watch(es) from the list box; disable if no watch is selected.

Instrument Watch Entry Field Group				
Identifier	Type	Description	Value / Syntax	CT
Exch	EM	Exchange at which the instrument is being traded or 'EXT' for external instruments.	max. 3 characters: alphanumeric.	*
Instrument field	EM	Instrument short name,	max. 5 characters: alphanumeric	*
		or Wertpapierkennnummer,	or max. 9 characters: alphanumeric,	*
		or ISIN. Display only for modifying an existing watch.	or 12 characters: alphanumeric.	*

Instrument Watch Entry Field Group				
Identifier	Type	Description	Value / Syntax	CT
Type	EM/D	Type Last Price, Best Bid Limit, Best Bid Quantity, Best Ask Limit, Best Ask Quantity, Daily Volume). Display only and pre-filled with LSTPRC for external instruments.	LSTPRC, BSTBID, BSTASK, BSTBIDQTY, BSTASKQTY, VOLUME.	*
Operator toggle button	B	Trigger alert if greater or equal or less or equal.	'>=' '<='	
Value	EM	Trigger value for price, limit, volume or quantity.	price, limit, volume or quantity.	*

Buttons (Instrument Watch Entry Field Group)	
Identifier	Description
Clear	Clear all entry fields and selections.
Add	Add a watch with the attributes specified in the entry fields into the list box; disabled if the data in the entry fields is not valid.
Update	Update the selected watch with the data in the entry fields; disabled if no instrument watch is selected or if data in the entry fields is not valid.

### 4.5.3 Risk Monitoring Maintenance Window

#### Description

The *Risk Monitoring Maintenance* window is a window which provides clearing members with the facility to stop and release their non-clearing members.



Figure 4.49: Risk Monitoring Maintenance window .

#### Functionality

Clearing members can trigger a 'Stop' or 'Release' action on their non-clearing members. To perform a 'Stop' or 'Release' action, the user clicks on the Stop or the Release button. Clicking on one of the button opens the Confirmation Dialog and the user has to confirm the action.

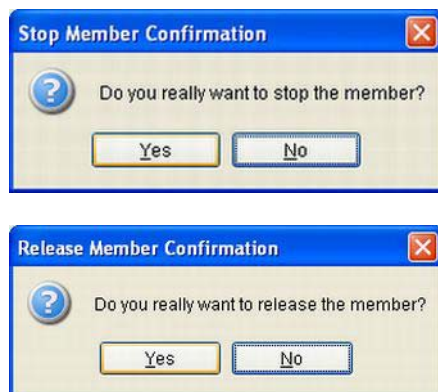


Figure 4.50: Risk Monitoring Maintenance window - Confirmation Dialog.

If a non-clearing member is stopped, all (on-exchange and off-exchange) trading activities of the non-clearing member are stopped immediately for the member ID on a market, all orders and quotes are deleted, order and quote entry is rejected, OTC approvals are rejected and trade modifications are prohibited. If a member is assigned to several markets, the member has to be stopped for each market individually. The non-clearing member is still able to perform inquiries like in member status 'Suspend'. All trading functionalities can be used again after the non-clearing member has been released for trading.



Members are informed immediately about the stop or release action by a message in the *Message Log* window and highlighted in red color. The clearing as well as the non-clearing members are informed more detailed about the stop or release actions by alerts in the *Event Log* listbox of the window.

The *Event Log* listbox dynamically displays stop/release alert messages generated for the current business day in chronological order. This pane provides clearing and non-clearing members with the facility to inquire stop/release alerts for the current business day. The stop/release alerts are dynamically displayed. By default the last message is shown on the top line of the listbox.

The *Cancel* button closes the *Risk Monitoring Maintenance* window without further action.

If an error occurs, a message is displayed in the message bar.

The window can not be accessed if the corresponding resource access levels for the member are not set.

## Menu

Menu Bar	Item	Description	Short Cut
<u>W</u> indow	<u>S</u> ave Settings	Save the current settings.	Ctrl+S
	<u>C</u> lear Settings	Clear the saved window settings.	
	<u>S</u> ort...	Open the <i>Sort Table</i> window.	
	<u>F</u> ind...	Open the <i>Find Table</i> window.	Ctrl+F
	<u>P</u> rint...	Open the <i>Print Table</i> window.	Ctrl+P
	<u>E</u> xport...	Open the <i>Export Table</i> window.	Ctrl+E
	F <u>u</u> ll Table Mode	Set the full table modus to display the list box content only.	F11
	<u>C</u> lose	Close the window without any further action.	Shift+F4
<u>M</u> aintenance	<u>S</u> top	Performs a 'Stop' action for selected member. Action has to be confirmed via the <i>Confirmation</i> dialog window.	
	<u>R</u> elease	Performs a 'Release' action for selected member. Action has to be confirmed via the <i>Confirmation</i> dialog window.	
<u>H</u> elp	<u>O</u> n this window...	Opens the <i>Help</i> window.	F1

## Window

Member Selection Field Group				
Identifier	Type	Description	Value/Syntax	CT
Exch	EM/ D	Exchange to which the member is admitted.	3 characters	
Member	EM	Member ID (member institution ID + branch ID).	5 characters: alphanumeric.	

Event Log Listbox	
Column	Description
ClgMbr	Clearing Member
ExchMbr	Exchange Member
Time	Time at which the event was recorded.
Event	Description of the event. The events are preceded with 'S' or 'R', followed by the text.

Buttons	
Identifier	Description
<u>S</u> top	Performs a 'Stop' action for selected member. Action has to be confirmed via the <i>Confirmation</i> dialog window.
<u>R</u> elease	Performs a 'Release' action for selected member. Action has to be confirmed via the <i>Confirmation</i> dialog window.
<u>C</u> ancel	Closes the window without further action.

## 4.6 Settings

### 4.6.1 Profile Overview Window

**Description** A profile is a trader-defined set of instruments that can be applied to different windows.

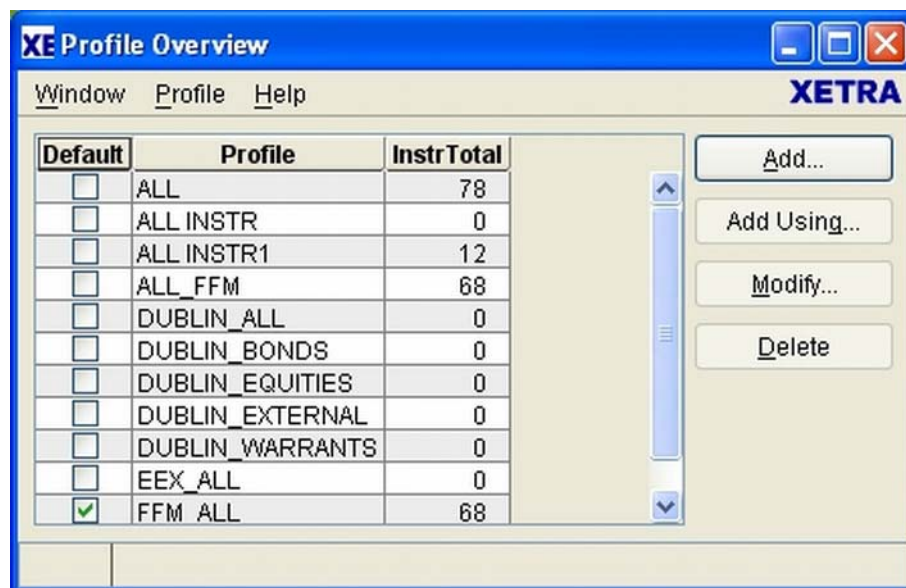


Figure 4.51: Profile Overview window.

#### Functionality

The *Profile Overview* window displays all user-defined profiles and allows the user to add, modify, or delete profiles. Profiles cannot be shared with other users. Each user has his own individual profile(s). The *Profile Overview* window can only be opened in one instance from the Xetra J-Trader window via the *Settings* menu.

New profiles can be added either by using the *Add...* button to create a new profile from scratch or by selecting an existing profile and clicking the *Add Using...* button to add a new profile based on an existing one. Both buttons open the *Profile Entry / Maintenance* window. A single profile may contain instruments of different instrument types. The *Add Using...* button is only enabled if a profile is selected.

Profiles can be modified by selecting an existing profile and clicking the *Modify...* button or per double-click on an existing profile which opens the *Profile Entry / Maintenance* window. The *Modify...* button is only enabled if a single profile is selected.

One or more selected profiles can be deleted by using the *Delete* button.

The *InstrTotal* column displays the actual number of static instruments and instruments in the *FilterSets* in the defined profile.

A selected profile can be marked as the default profile by checking the check box in the *Default* column of the *Profile* list box. The *Quick Filter* field group will be pre-filled with this profile when selecting the *Profile* radio button in the overview windows. Any context menus of

instrument entry fields display the static instruments listed in the default profile, except for the instrument entry field in the *Profile Entry / Maintenance* window.

The display of the instruments in the context menus includes the *Instr*, *Longname*, *WKN* and *ISIN*. Clicking on the header in the context menu sorts the column ascending or descending.

## Menu

Menu Bar	Item	Description	Short Cut
<u>W</u> indow	<u>C</u> lose	Close the window without further action.	Shift+F4
<u>P</u> rofile	<u>A</u> dd...	Open the <i>Profile Entry</i> window to add a new profile.	
	Add Using...	Open the <i>Profile Entry</i> window to add a new profile using the selected profile.	
	<u>M</u> odify...	Open the <i>Profile Maintenance</i> window to modify the selected profile.	
	<u>D</u> elete	Delete the selected profile(s).	
	<u>S</u> et to Default	Set the selected profile as the default one.	
<u>H</u> elp	<u>O</u> n this window...	Open the <i>Help</i> window.	F1

## Window

Profile List Box	
Column	Description
Default	Tagged, if the profile is the default one. Only one profile can be the default profile.
Profile	Name of the profile.
InstrTotal	Actual number of static instruments and instruments in <i>FilterSets</i> in the profile.

Mouse Usage	Column	Description
DC-L	Any	Open <i>Profile Entry / Maintenance</i> window.
SC-L	Any	Select one Profile.
SC-L	Default check box	Check a default profile.
SC-L, dragging	Any	Select multiple profiles.
Shift-SC-L	Any	Select multiple profiles.
Ctrl-SC-L	Any	Select multiple profiles.

Buttons	
Identifier	Description
<u>A</u> dd...	Open the <i>Profile Entry / Maintenance</i> window in entry mode to add a new profile.
Add <u>U</u> sing....	Open the <i>Profile Entry / Maintenance</i> window in entry mode to add a new profile using the selected profile.
<u>M</u> odify...	Open the <i>Profile Entry / Maintenance</i> window in modification mode to modify the selected profile.
<u>D</u> elete	Delete the selected profile(s).

## 4.6.2 Instrument / Group / Profile Selection Window

### Description

The *Instrument / Group / Profile Selection* window allows the user to select a single instrument, a profile or a group of instruments.

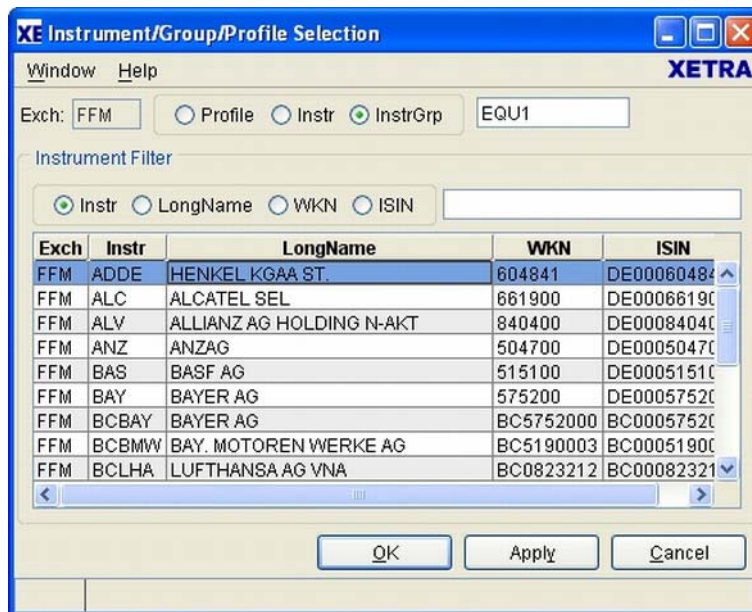


Figure 4.52: *Instrument / Group / Profile Selection* window with selected *Profile*.

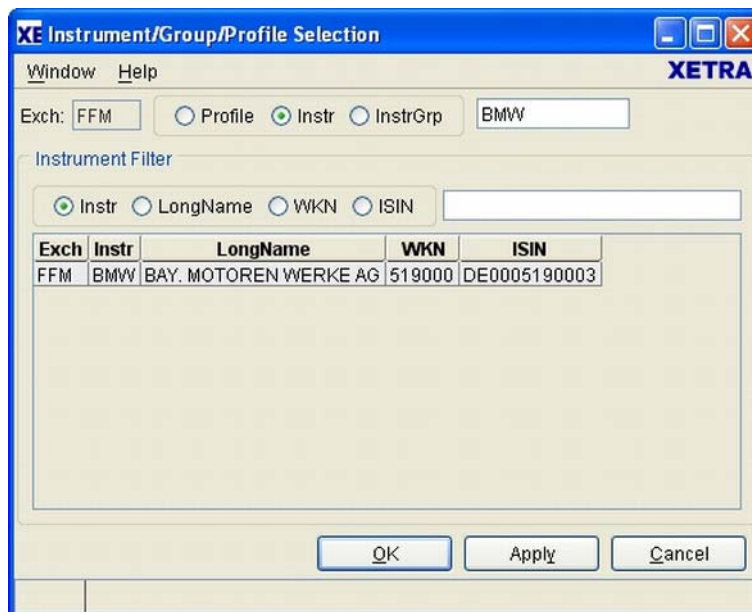
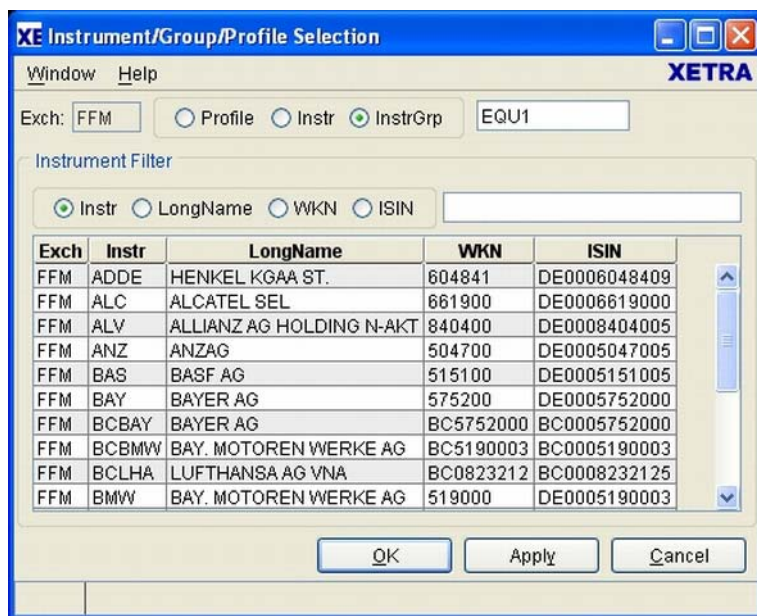
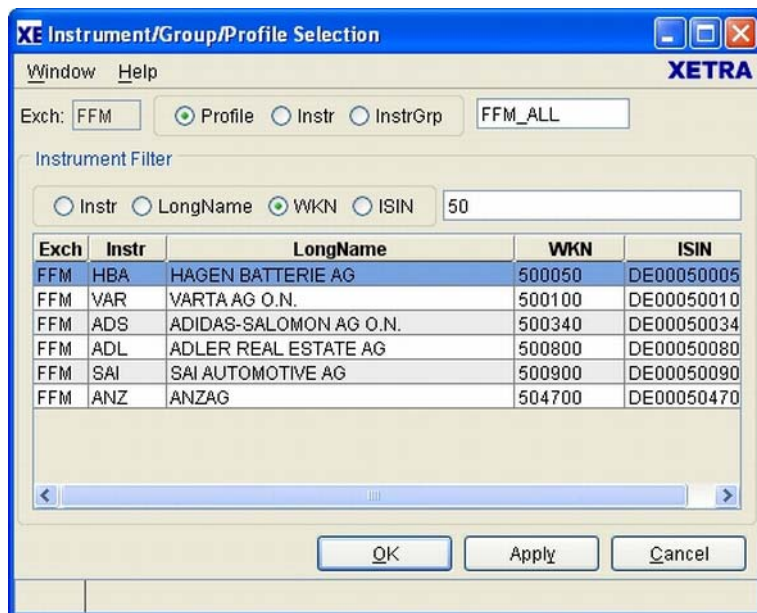


Figure 4.53: *Instrument / Group / Profile Selection* window with selected *Instr*.

Figure 4.54: *Instrument / Group / Profile Selection* window with selected *InstrGrp*.Figure 4.55: *Instrument / Group / Profile Selection* window filtered by WKN.

## Functionality

The *Instrument / Group / Profile Selection* window can be opened via the *Select* menu of the calling window whenever it is necessary to specify filtering criteria.

Three selections are available on the *Instrument / Group / Profile Selection* window: The *Profile*, the *Instr*, and the *InstrGrp* selection. The user can select either an instrument, a

profile, or an instrument group depending on which radio button has been selected. The availability of instruments and instrument groups depends on the exchange the user is logged into. When opening the window, the *Profiles* selection is the default of the window.

Selecting the *Profile* radio button, the user can select an existing profile by the context menu and click the *OK* or the *Apply* button to apply the selection to the calling window.

Selecting the *Instrument* radio button, the user can select an instrument via the context menu. Or the user selects a *Profile* or *InstrGrp* radio button and the instruments belonging to that profile or instrument group are displayed in the *Instruments* list box. The displayed instruments in the *Instruments* list box can be filtered for *Instr*, *LongName*, *WKN* or *ISIN*. The user can select an instrument in the *Instruments* list box and click the *OK* or the *Apply* button to apply the selection to the calling window.

After selecting the *InstrGrp* radio button, the user can select an instrument group via the context menu and click the *OK* or the *Apply* button to apply the selection to the calling window. The *InstrGrp* radio button in the *QuickFilter* field group is disabled if the user is logged into the Xetra Frankfurt 2 exchange.

The user can filter the selection for *Instr*, *LongName*, *WKN* or *ISIN* by choosing one radio button and entering the filter criteria into the entry field.

If this window is accessed from the *Order Instrument Overview*, *Order Instrument Full Overview*, *Fast Order Entry*, *Order Entry*, *Mass Order Entry*, *Mass Quote Entry*, *Quote Request Entry*, *Open OTC Trading*, or *Instrument Watch* window the *Instr* radio button is selected by default, as it is not reasonable to choose more than one instrument for these windows. The user can choose the instrument he wants to work with either from an instrument group or from a profile as described above.

## Menu

Menu Bar	Item	Description	Short Cut
<u>W</u> indow	F <u>u</u> ll <u>T</u> able Mode	Set the full table modus to display the list box content only	F11
	<u>C</u> lose	Close the window without further action.	Shift+F4
<u>H</u> elp	<u>O</u> n this window...	Open the <i>Help</i> window.	F1



## Window

Quick Filter Field Group				
Identifier	Type	Description	Value / Syntax	CT
Exch	EM/ EO/D	Exchange at which the instrument is being traded.  This field is optional/mandatory when invoked from <i>Ticker</i> or <i>Instrument Watch</i> window. In this case, the field is provided with a context menu to choose either the logged in exchange or EXT.	3 characters: alphanumeric.	*
Profile	S	Select a profile as filter criterion.		
Instr	S	Select a single instrument as filter criterion.		
InstrGrp	S	Select an instrument group as filter criterion.		
Instrument field	EM	Instrument short name,	max. 5 characters: alphanumeric	
		or Wertpapierkennnummer,	or max. 9 characters: alphanumeric,	
		or ISIN,	or 12 characters: alphanumeric.	*
		or Instrument Group ID,	or max. 4 characters: alphanumeric for Instrument Group ID,	*
		or Profile ID.	or max. 20 characters: alphanumeric and special.	*

Instrument Selection List Box	
Column	Description
Exch	Exchange.
Instr	Instrument short name.
LongName	Instrument long name.
WKN	Wertpapierkennnummer.
ISIN	International Security Identification Number.

Mouse Usage	Column	Description
SC-L	Row	Highlight / Select an instrument.
DC-L	Row	Copy the selected instrument's attributes to the calling window and then close the window.
DC-L	Column header	Sort by selected header.

Buttons	
Identifier	Description
<u>O</u> K	Submit the current instrument selection to the calling window and close the window.

---

Buttons	
Identifier	Description
Apply	Submit the current instrument selection to the calling window. The window is not closed.
<u>C</u> ancel	Close the window without further action.

### 4.6.3 Profile Entry / Maintenance Window

#### Description

The *Profile Entry / Maintenance* window allows the user to add or maintain a profile.

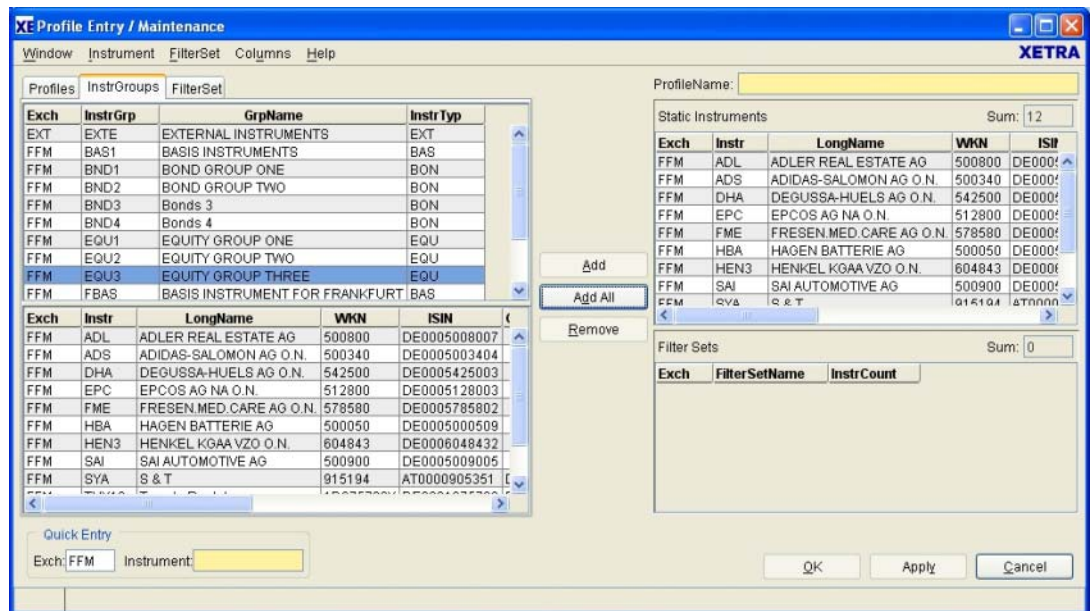


Figure 4.56: Profile Entry / Maintenance window with selected InstrGroups pane in entry mode.

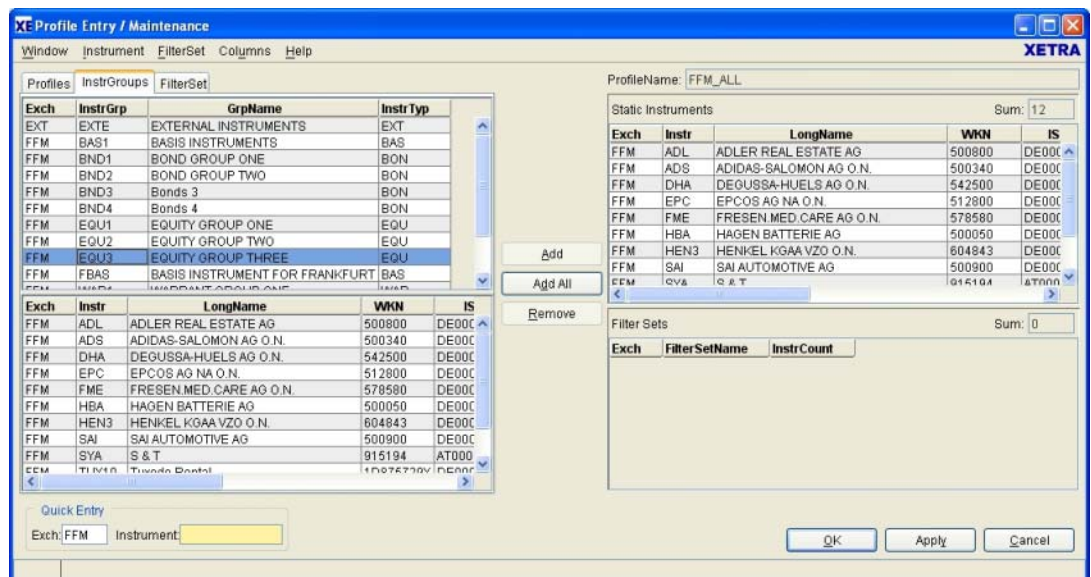


Figure 4.57: Profile Entry / Maintenance window with selected InstrGroups pane in modification mode.

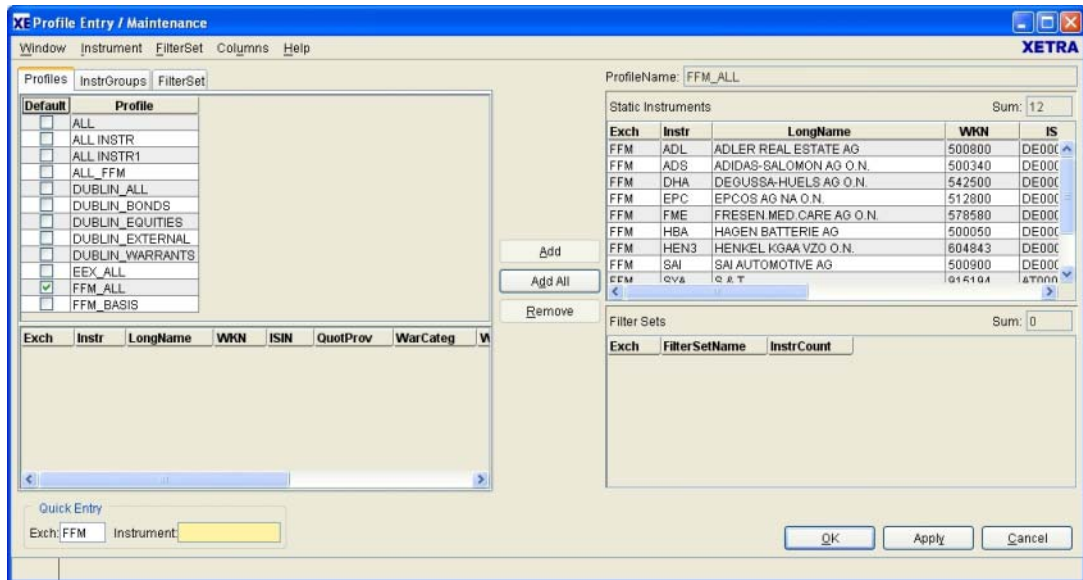


Figure 4.58: Profile Entry / Maintenance window with selected Profiles selection pane in modification mode.

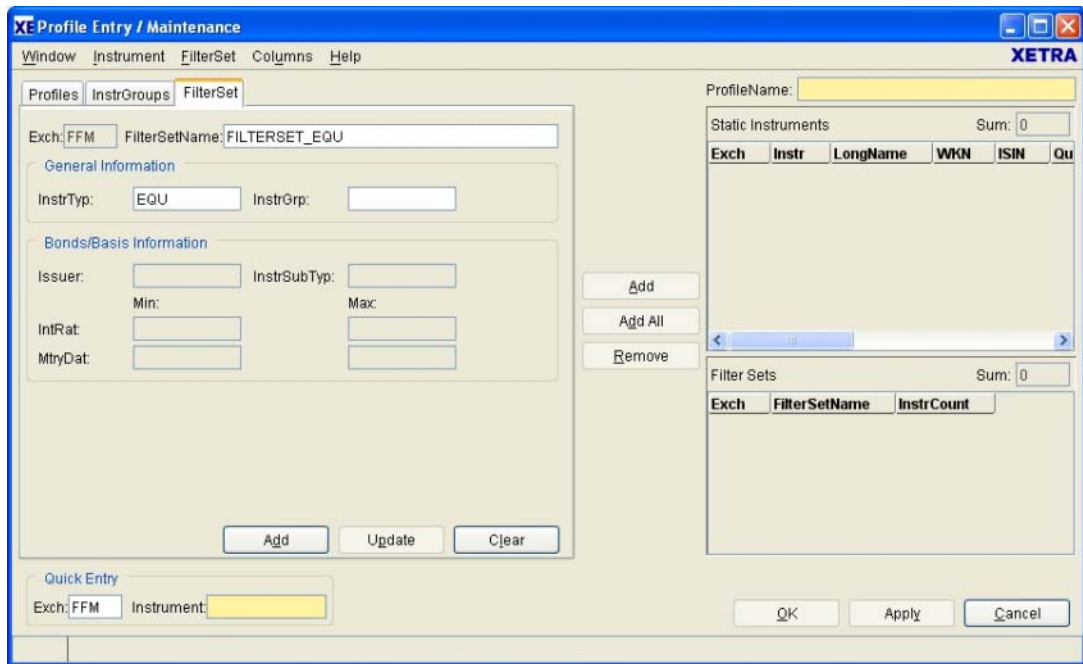


Figure 4.59: Profile Entry / Maintenance window with selected FilterSet selection pane in modification mode.

## Functionality

A profile is a user-defined set of instruments that can be used as filtering criterion. The *Profile Entry / Maintenance* window can be opened from the *Profile Selection* window only in one instance.

Clicking the *Add...*, *Add Using...* or *Modify...* button or a double click on an existing profile in the *Profile Overview* window will open the *Profile Entry / Maintenance* window. One difference between entry and maintenance mode is the status of the *ProfileName* field: it is an editable entry field in the entry mode, while it is a display field pre-filled with the chosen profile name in the maintenance mode.

There are two different parts of a profile: a static part and a dynamic part. Both parts can be left empty, empty profiles are supported. The static part of the default profile is displayed in the context menus of instrument entry fields. The instruments that are part of the static part of the profile are not updated automatically. Instruments that are part of the dynamic part of the profile are updated automatically once the profile is applied.

The usage of profiles differs depending on the calling window:

- Profiles applied in all overview windows except the *Ticker* window: In case a profile contains more than 500 instruments, the first 500 will be shown (beginning with the static part of the profile). Also, any external instruments in profiles are not considered as filtering criteria for these overview windows.
- Profiles applied in the *Ticker* window: Internal and external price information will be displayed and all instruments of a profile will be used - independent of the number of contained instruments.

The window comprises two areas: The right part of the window comprises two list boxes: the *Static Instruments* list box and the *Filter Sets* list box. Both list boxes are initially empty for new profiles and pre-filled for profiles being modified.

In the upper left list box the user can see all profiles or instrument groups available on the *Profiles* selection pane or the *InstrGroups* selection pane. Instruments selected on these two selection panes make up the static part of the profile.

On the *Profiles* selection pane, the user can click on an existing profile in the *Profiles* list box. The instruments belonging to that profile are displayed in the *Instruments* list box below the *Profiles* list box. The user can select one or more instruments in the *Instruments* list box. Clicking the *Add...* button or double clicking on one instrument, adds the selected instrument(s) to the *Static Instruments* list box. Clicking the *Add All...* button, adds all instruments in the *Instruments* list box to the *Static Instruments* list box. If there are instruments listed in the box already, then the newly added instruments are listed at the end.

On the *InstrGroups* selection pane, the user can select an instrument group in the *Instrument Groups* list box. The instruments belonging to that instrument group are displayed in the *Instruments* list box. The user can select one or more instruments in the *Instruments* list box. Clicking the *Add...* button or double clicking on one instrument, adds the selected instrument(s) to the *Static Instruments* list box. Clicking the *Add All...* button, adds all instruments in the *Instruments* list box to the *Static Instruments* list box. If there are instruments listed in the box already, then the newly added instruments are listed at the end.

In the *InstrGroups* pane the external instruments group is displayed only once with "EXT" as marketplace in column *Exch*. If this group is selected, all instruments of this group are listed with *Exch* = "EXT". If a trader selects one instrument and clicks the *Add...* button the instrument is stored in the table of *Static Instruments* with *Exch* = "EXT".

The *Static Instruments* and the *Filter Sets* can be sorted by a double click on a column header.

A single instrument can be added in the *Quick Entry* field group by entering an instrument (*Instr*, *WKN* or *ISIN*) in the *Instr* field and then clicking the *Add...* button or clicking the *Return* key. By default, the *Exch* field will be filled up with the logged in exchange. Any selection in the *Instruments* list box is cleared after selecting a valid *Exch* and a valid *Instr* in the entry fields. The *Exch* entry field has a context menu, which includes the logged in exchange and "EXT". Due to the fact that external instruments belong to the external marketplace "EXT" only, no duplicate entries can occur in that profile anymore.

A profile cannot contain multiple entries for instruments from the same exchange. A profile that includes warrants does not allow instruments from other exchanges.

Accessing the window via the *Add Using...* or *Modify...* buttons leads to the pre-selection of the according profile and therefore all instruments and filtersets of that selected profile will be shown in the *Static Instruments* list box and the *Filter Sets* list box.

Dynamic filters can be added and modified on the *FilterSet* pane. Clicking on the *FilterSet* pane opens an empty filter and the *Clear* button on the *FilterSet* pane is enabled; the *Add...* and *Update* buttons are disabled. The *Exch* field is disabled and is pre-filled with the logged in exchange

After specifying a name in *FilterSetName* entry field *InstrTyp* field is enabled. Other fields are enabled depending on the selection in the *InstrTyp* entry field. An instrument group can be chosen by entering the instrument group ID into the *InstrGrp* entry field.

- If EQU is selected, then the relevant entry fields of the *General Information* field group are enabled.
- If BON is selected, then the entry fields of the *General Information* and the *Bonds / Basis Information* field groups are enabled.
- If BAS is selected, then the entry fields of the *General Information* and the *Bonds / Basis Information* field groups are enabled.

To add a filterset, the user clicks the *Add...* button at the bottom of the *FilterSet* pane after specifying the filterset criteria (the entry fields *FilterSetName* and *InstrTyp* are mandatory). After clicking the *Add...* button, the name of the filterset is displayed in the *Filter Sets* list box. The entry fields of the *FilterSet* pane are not cleared. A filterset can be modified by double clicking it in the *Filter Sets* list box. The respective fields will be filled with the filter criteria. The modifications can be saved by clicking the *Update* button. When a filterset has been changed without updating the changes and the user clicks the *OK* button, changes to the filter are discarded. Clicking on the *Clear* button on the *FilterSet* pane clears the entry fields of the *FilterSet* pane. These entry fields are also cleared when clicking on another selection pane.

Instruments listed in the *Static Instruments* list box can be individually sorted by right-clicking on a row and dragging it to the desired place. This order is used for sorting the content in these overview windows where a profile can be selected.

Instruments and filtersets can be removed from a profile by selecting the instrument(s) or filterset(s) in the *Static Instruments* list box or the *Filter Sets* list box and clicking the *Remove* button.

Please note that there is no maximum number of instruments that can be assigned to a profile. However, only the first 500 instruments will be displayed in the overview windows, except for the *Ticker* window. If the number of instruments in a profile is exceeded while adding a new instrument a warning message is displayed. The actual number of static instruments in the profile is always displayed on top of the table of *Static Instruments* in the field *Sum*. The actual number of *Dynamic Instruments* in the profile is always displayed on top of the table of *FilterSets* in the field *Sum*. Additionally the number on instruments per filterset is displayed in the new column *InstrCount*.

The *OK* and the *Apply* buttons are enabled once a profile name has been specified in the *ProfileName* entry field. Clicking the *OK* or the *Apply* button saves the entire profile, meaning the static as well as the dynamic part. When clicking the *OK* button, the profile is saved and the *Profile Entry / Maintenance* window is closed. When clicking the *Apply* button, the profile is saved and the *Profile Entry / Maintenance* window remains open. Clicking the *Cancel* button closes the window without saving any changes.

## Menu

Menu Bar	Item	Description	Short Cut
<u>W</u> indow	<u>C</u> lose	Close the window without further action.	Shift+F4
<u>I</u> nstrument	<u>A</u> dd	Add the entered or selected instrument(s) to the profile.	
	<u>A</u> dd All	Add all instruments of the <i>Instrument Selection</i> list box to the profile.	
	<u>R</u> emove	Remove the selected instrument(s) from the profile.	
<u>F</u> ilterSet	<u>A</u> dd	Add a filterset to the <i>FilterSets</i> list box.	
	<u>U</u> pdate	Update (modify) an existing filterset.	
	<u>C</u> lear	Clears the entry fields in the <i>FilterSet</i> pane.	
<u>C</u> olumns	<u>D</u> elete	Delete the selected column(s) from the display.	
	<u>A</u> dd All	Restore the display of all columns.	Ctrl+U
	<u>S</u> elect...	Open the <i>Column Selection</i> window to determine which columns in a list box are visible.	
	<u>A</u> utofit All	Resize all visible columns according to their content.	



Menu Bar	Item	Description	Short Cut
<u>H</u> elp	<u>O</u> n this window...	Open the <i>Help</i> window.	F1

## Window

Profiles Selection Pane		
Profile Overview List Box		
Column	Description	
Default	One profile can be selected as default profile.	
Profile	Profile name.	
Mouse Usage	Column	Description
SC-L	All	Select row and show the according instruments in the <i>Instruments</i> list box.

Instrument Groups Selection Pane	
Instrument Groups Selection List Box	
Column	Description
Exch	Exchange.
InstrGrp	Instrument group short name.
GrpName	Instrument group long name.
InstrTyp	Type of instruments (equity, bond, warrant, or basis instrument).

Instrument Groups Selection Pane		
Instrument Groups Selection List Box		
Column	Description	
Mouse Usage	Column	Description
SC-L	All	Select row and show the according instruments in the <i>Instruments</i> list box.
DC-L	Column header	Sort according to selected column.

Instruments List Box (Instrument Groups Selection Pane)	
Column	Description
Exch	Exchange at which the instrument is being traded.
Instr	Instrument short name.
LongName	Displays the long name of the instrument.
WKN	Wertpapierkennnummer.
ISIN	International Security Identification Number.
QuotProv	Issuer of instruments traded in the continuous auction trading model.
WarSeg	Warrant Segment.
WarCateg	Warrant Category.
WarTyp	Warrant Type.
StrikePrc	Warrant Strike Price.
Under	Underlying.
MrtyDat	Maturity Date.

User Field Group (FilterSet Pane)				
Identifier	Type	Description	Value / Syntax	C T
Exch	D	Exchange at which the instrument is being traded. The field is pre-filled with the logged in exchange.	max. 3 characters: alphanumeric	
FilterSetName	EM / D	Name of the filterset. Enabled and mandatory if a new filterset is added. Pre-filled and enabled when modifying an existing filterset (in this case it works as an add using functionality).	max. 30 characters: alphanumeric	

General Information Field Group (FilterSet Pane)				
Identifier	Type	Description	Value / Syntax	C T
InstrTyp	EM / D	Filter on instrument type.	3 characters: alphanumeric; BAS Basis, BON Bond, EQU Equity instrument	*
InstrGrp	EO	Instrument group.	max. 4 characters: alphanumeric	

Bonds / Basis Information Field Group (FilterSet Pane)				
Identifier	Type	Description	Value / Syntax	CT
Issuer	D / EO	Mnemonic of the issuer of the bond. Enabled for bonds and basis instruments only.	Max. 4 characters.	
InstrSubTyp	D / EO	Classification of an instrument within the instrument type. Disabled for equities.	3 characters: alphanumeric; For bonds and basis instruments: ANL Anleihe, HYP Hyp.-Pfandbrief, OBL Obligation, REV Reverse Convertible, SHZ Schatzbrief, STR Strips, VAR Floater, ZER Zerobond.	*
Min (IntRat)	D / EO	Lower boundary of the interest rate for the filter. Enabled for bonds and basis instruments only.	Max. 9 digits, 7 decimals numeric.	
Max (IntRat)	D / EO	Upper boundary of the interest rate for the filter. Enabled for bonds and basis instruments only.	Max. 9 digits, 7 decimals numeric.	
Min (MrtyDat)	D / EO	Lower boundary of the maturity date for the filter. For warrants, this entry field is used to enter the expiration date. Disabled for equities.	Depends on date format chosen.	*
Max (MrtyDat)	D / EO	Upper boundary of the maturity date for the filter. For warrants, this entry field is used to enter the expiration date. Disabled for equities.	Depends on date format chosen.	*

Buttons (Filter Pane)	
Identifier	Description
Add	Add a filterset to the <i>FilterSets</i> list box.
Update	Update (modify) an existing filterset.
Clear	Clears the entry fields in the <i>FilterSet</i> pane.

Quick Entry Field Group				
Identifier	Type	Description	Value / Syntax	CT
Exch	EM	This <i>Exch</i> entry field's context menu includes the logged in exchange and "EXT".	max. 3 characters	*
Instrument	EO	Instrument to be added to the profile. Only instruments from the selected exchange are allowed.		
		Instrument short name,	Max 5 characters: alphanumeric,	*
		WKN, or	max. 9 characters: alphanumeric,	*
		ISIN.	12 characters: alphanumeric.	*

Profile Entry / Maintenance Area				
Identifier	Type	Description	Value / Syntax	CT
ProfileName	EM / D	Name of the profile. Display only in the maintenance mode.	max. 20 characters: alphanumeric.	

Profile Entry / Maintenance Area / Static Instruments				
Identifier	Type	Description	Value / Syntax	CT
Sum	D	Sum of instruments in profile.	3 numeric.	

Static Instruments List Box		
Column	Description	CT
Exch	Exchange.	
Instr	Instrument short name.	
LongName	Instrument long name.	
WKN	Wertpapierkennnummer.	
ISIN	International Security Identification Number.	
QuotProv	Issuer of instruments traded in the continuous auction trading model.	
WarCateg	Warrant Category.	
WarTyp	Warrant Type.	

Static Instruments List Box		
WarSeg	Warrant Segment.	
StrikePrc	Warrant Strike Price.	
Under	Underlying.	
MrttyDat	Maturity Date.	

Mouse Usage	Column	Description
SC-L	All	Select row.
SC-L	Column header	Selects all instruments to quickly remove them all from the list box.
DC-L	Column header	Sort according to selected column.

Profile Entry / Maintenance Area / Filter Sets				
Identifier	Type	Description	Value / Syntax	CT
Sum	D	Sum of instruments in filter set.	3 numeric.	

FilterSets List Box		
Column	Description	CT
Exch	Exchange.	
FilterSetName	Name of the filterset.	
InstrCount	Number of instruments per FilterSet.	

Buttons	
Identifier	Description
<u>A</u> dd	Add the entered or selected instrument(s) to the profile.
<u>A</u> dd All	Add all instruments of the <i>Instrument Selection</i> list box to the profile.
<u>R</u> emove	Remove the selected instrument(s) from the profile.
<u>O</u> K	Save the new / modified profile and close the window.
A <u>p</u> ply	Save the new / modified profile. The window remains open.
<u>C</u> ancel	Close the window without further action.



## 4.6.4 Change Password Window

**Description** The *Change Password* window is used to change the trader password for the logged in exchange.



Figure 4.60: *Change Password* window.

**Functionality** To change a password, the user has to enter his identification, the old password, and the new password. The new password must be entered twice for confirmation, and must have the length of 8 characters, even if the mandatory, yellow field turns into white after entering one character and the *Apply* and *Submit* buttons are enabled. To finally execute the change of the password for the exchange, the *Submit* or *Apply* button has to be clicked.

The buttons *Submit* and *Apply* remain disabled until the correct format and password have been entered in all fields.

The *Exch* field is disabled and displays the user logged in exchange. The trader ID is pre-filled in the *Identification* entry field.

In case the change password procedure fails, the user is notified with a corresponding message in the message bar at the bottom of the window.

A supervisor of a trader can use this window to reset a user's password on behalf, i.e., only specify the new password without specifying the old one. In this case, the *Identification* entry field is enabled to be able to enter the other user's ID. Access to this function called RESET requires special authorization.

### Menu

Menu Bar	Item	Description	Short Cut
<u>W</u> indow	Close	Close the window without further action.	Shift+F4
<u>H</u> elp	<u>O</u> n this window...	Open the <i>Help</i> window.	F1

## Window

Change Password Field Group				
Identifier	Type	Description	Value / Syntax	CT
Exch	D	Exchange identification.	3 characters.	
Identification	EM	User identification for the exchange.	11 characters: alphanumeric.	
Old Password	EM / EO	Old password or leave empty to activate the RESET function. The latter function is only available with special authorization.	8 characters: alphanumeric.	
New Password	EM	New password.	8 characters: alphanumeric.	
Confirmation	EM	Confirmation of the new password.	8 characters: alphanumeric.	

Buttons	
Identifier	Description
<u>S</u> ubmit	Submit the password and close the window.
A <u>p</u> ply	Submit the password and leave the window open.
<u>C</u> ancel	Close the window without further action.

## 4.6.5 Report Selection Window

### Description

The *Report Selection* window allows the user to select certain reports, which are generated and sent to the member during End-of-Day processing.

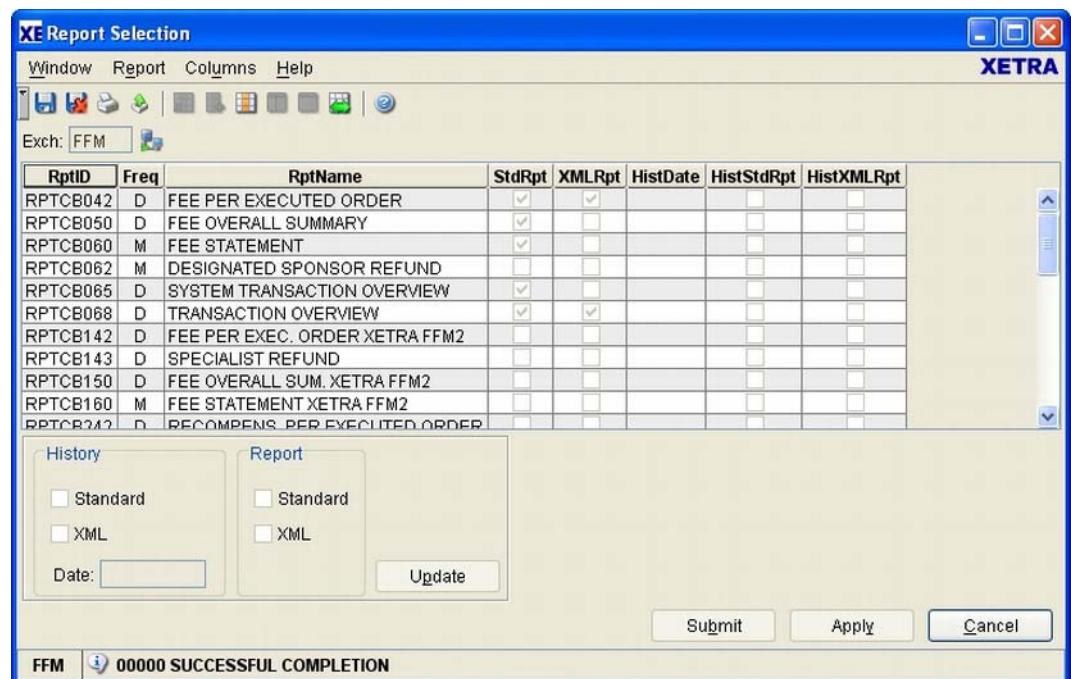


Figure 4.61: *Report Selection* window.

### Functionality

Reports can be obtained in two different formats: Text or XML data. Some reports can only be obtained in the XML format.

The *Exch* field is disabled and is pre-filled with the logged in exchange. The *Report Selection* list box displays the reports which correspond to the displayed exchange in the *Exch* field.

Reports can be requested by selecting the report listed in the *Report Selection* list box, checking the *Standard* checkbox for a formatted report, checking the *XML* checkbox for an XML report, or checking both (*Standard* and *XML* checkboxes) then clicking the *Update* button.<sup>1</sup>

Daily and monthly reports are available. Historic reports can be requested up to four business days before the current day irrespective of the trading calendar by selecting the *Standard* checkbox for a formatted report, the *XML Data* checkbox for a raw data report, or both *Standard* and *XML Data* checkboxes, entering a date in the *Date* field, and then clicking the *Update* button. Unless the *Update* button is clicked, any changes made to the report selection criterion will be lost when submitting or applying changes.

Historical Fee reports are not generated anymore. Any selection of these historical reports will not be considered during end-of-day processing.

<sup>1</sup> The report TT125 (User Instrument Status) for the member can also be selected at the MISS via the Operations architecture tools.

The request is submitted to the system's Xetra back end by clicking the *Submit* button. This also closes the *Report Selection* window. Clicking the *Apply* button, the request is sent to the system's Xetra back end and the window remains open.

## Menu

Menu Bar	Item	Description	Short Cut
<u>W</u> indow	<u>S</u> ave Settings	Save the window settings.	Ctrl+S
	Clea <u>r</u> Settings	Clear the saved window settings.	
	<u>P</u> rint...	Open the <i>Print Table</i> window.	Ctrl+P
	<u>E</u> xport...	Open the <i>Export Table</i> window.	Ctrl+E
	F <u>u</u> ll <u>T</u> able Mode	Set the full table modus to display the list box content only.	F11
	<u>C</u> lose	Close the window without further action.	Shift+F4
<u>R</u> eport	U <u>p</u> date	Update the list box with the new requests (Text history report, XML history report, Text report, XML report) for the selected report.	
C <u>o</u> l <u>u</u> mn <u>s</u>	<u>D</u> elete	Delete the selected column(s) from the display.	
	<u>A</u> dd All	Restore the display of all columns in the <i>Order Inside Market</i> list box or in the <i>History Line</i> list box.	Ctrl+U
	<u>S</u> elect...	Open the <i>Column Selection</i> window to determine which columns in a list box are visible.	
	<u>F</u> reeze	Freeze the selected columns in the list box.	
	<u>U</u> nfreeze All	Unfreeze all of the columns in the list box.	
	Au <u>t</u> ofit All	Resize all visible columns according to their content.	
<u>H</u> elp	<u>O</u> n this window...	Open the <i>Help</i> window.	F1

## Window

Report Selection List Box	
Column	Description
RptID	Report ID.
Freq	Delivery frequency: Daily or Monthly.
RptName	Report long name.
StdRpt	Indicate whether or not a report is requested for delivery in text format.
XMLRpt	Indicate whether or not a report is requested for delivery in XML format.
HistDate	Date for which a historic report is requested.
HistStdRpt	Indicate whether or not a historic report is requested for delivery in text format.
HistXMLRpt	Indicate whether or not a historic report is requested for delivery in XML format.

Mouse Usage	Column	Description
SC-L	Any	Select one report. The selection of reports is displayed in the <i>Report Selection</i> field group.

Report Selection Field Group				
Identifier	Type	Description	Value / Syntax	CT
Exch	D	Exchange the report is requested for.	3 characters: alphanumeric.	

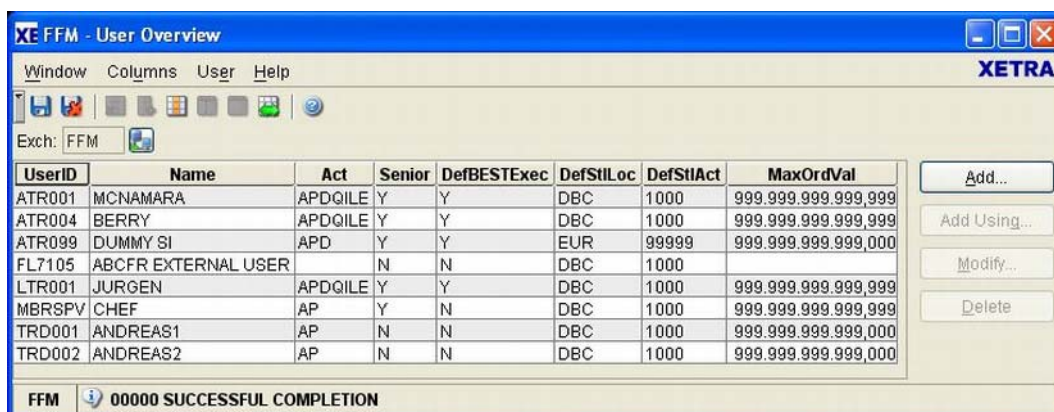
Report Selection Field Group				
Identifier	Type	Description	Value / Syntax	CT
(History) Standard	S	Request a text history report for the selected report.		
(History) XML	S	Request an XML history report for the selected report.		
Date	EM / D	Date of the requested historical report.	Value / Syntax depends on date / number format chosen.	*
(Report) Standard	S	Request a text report for the selected report.		
(Report) XML	S	Request an XML report for the selected report.		
Update	B	Update the list box with the new requests (Text history report, raw and XML history report, Text report, raw and XML report) for the selected report.		

Buttons	
Identifier	Description
<u>S</u> ubmit	Submit the report selection criterion, updated before in the list box, to the trading system and close the <i>Report Selection</i> window.
A <u>p</u> ply	Apply the report selection criterion, updated before in the list box, to the trading system and leave the <i>Report Selection</i> window open.
<u>C</u> ancel	Close the window without further action.

## 4.6.6 User Overview Window

### Description

The *User Overview* window lists all of a member's Xetra users for a given exchange with their user IDs, names, account type(s), flag to indicate default BEST executor service is enabled for a trader, senior trader status, default settlement ID (consisting of default settlement location and default settlement account) and maximum order value.



UserID	Name	Act	Senior	DefBESTExec	DefSttLoc	DefSttAct	MaxOrdVal
ATR001	MCNAMARA	APDQILE	Y	Y	DBC	1000	999.999.999.999.999
ATR004	BERRY	APDQILE	Y	Y	DBC	1000	999.999.999.999.999
ATR099	DUMMY SI	APD	Y	Y	EUR	99999	999.999.999.999.000
FL7105	ABCFR EXTERNAL USER		N	N	DBC	1000	
LTR001	JURGEN	APDQILE	Y	Y	DBC	1000	999.999.999.999.999
MBRSPV	CHEF	AP	Y	N	DBC	1000	999.999.999.999.999
TRD001	ANDREAS1	AP	N	N	DBC	1000	999.999.999.999.000
TRD002	ANDREAS2	AP	N	N	DBC	1000	999.999.999.999.000

Figure 4.62: *User Overview* window.

### Functionality

The *User Overview* window allows the user to add, modify, or delete a user. A user ID must be unique, although it is possible to have different user IDs with the same name. The window also lists the account type, DefBESTExec flag, the senior trader status, the default settlement ID and the maximum order value per trader.

The *Exch* field is disabled and displays the user logged in exchange. The *User* list box displays the user entries which correspond to the displayed exchange in the *Exch* field.

It is possible for a user to have no account type and no default settlement ID. In this case the default settlement ID of the member is entered automatically. If no account type is assigned to the user, the user is not allowed to enter orders.

A user can be added either by clicking the *Add...* button to define a new user from scratch or clicking the *Add Using...* button to define a new user using the attributes of an existing user. Both buttons open the *User Entry* window.

User attributes can be modified by clicking the *Modify...* button which opens the *User Maintenance* window.

Users for the entry of floor trades cannot be added, modified or deleted by the member supervisor.

The *Delete* button deletes the selected user(s). When the user selects a column by clicking on the column header and clicks the *Delete* button, a confirmation window pops up to confirm the deletion of all users.

The buttons are disabled if the corresponding resource access levels for user maintenance are not set.

## Menu

Menu Bar	Item	Description	Short Cut
<u>W</u> indow	<u>S</u> ave Settings	Save the current window settings.	Ctrl+S
	Clea <u>r</u> Settings	Clear the saved window settings.	
	<u>C</u> lose	Close the window without further action.	Shift+F4
C <u>o</u> l <u>u</u> mn <u>s</u>	<u>D</u> elete	Delete the selected column(s) from the display.	
	<u>A</u> dd All	Restore the display of all columns.	Ctrl+U
	<u>S</u> elect...	Open the <i>Column Selection</i> window to determine which columns in a list box are visible.	
	<u>F</u> reeze	Freeze the selected columns in the list box.	
	<u>U</u> nfreeze All	Unfreeze all of the columns in the list box.	
	A <u>u</u> tofit All	Resize all visible columns according to their content.	
<u>U</u> ser	<u>A</u> dd...	Open the <i>User Entry</i> window to add a user.	
	Add Using....	Open the <i>User Entry</i> window to add a user using the attributes of the selected user.	
	<u>M</u> odify...	Open the <i>User Maintenance</i> window to modify the user attributes of the selected user.	
	<u>D</u> elete	Delete the selected user(s).	
<u>H</u> elp	<u>O</u> n this window...	Open the <i>Help</i> window.	F1



## Window

User Overview Field Group				
Identifier	Type	Description	Value / Syntax	CT
Exch	D	Indicates the exchange at which the user is trading.	3 characters: alphanumeric.	

User List Box		
Column	Description	Value / Syntax
UserID	User ID.	
Name	User name.	
Act	Account type of the user (account type P is prerequisite for D, Q, E, I and L): none, or a combination of Agent, Proprietary, Designated Sponsor, Liquidity Manager, BEST Executor, Issuer, and Liquidity Provider.	The selected accounts, e.g. at maximum APDQILE
Senior	Displays whether or not the trader is a senior trader. Senior, Non-Senior.	Y, N.
DefBESTExec	Displays the flag to indicate whether a trader is enabled to use the default BEST executor service. Enabled, Disabled.	Y, N.
DefOTCAct	Displays the default OTC account for automated approval	A, P, Space
DefStlLoc	Default settlement location for each trader.	
DefStlAct	Default settlement account for each trader.	

User List Box		
Column	Description	Value / Syntax
MaxOrdVal	Maximum Order Value assigned to a trader.	

Mouse Usage	Column	Description
SC-L	Cell	Highlight a user (a row).
DC-L	Cell	Open the <i>User Maintenance</i> window.

Buttons	
Identifier	Description
<u>A</u> dd...	Open the <i>User Entry</i> window to add a user.
Add Using...	Open the <i>User Entry</i> window to add a user using the attributes of the selected user.
<u>M</u> odify...	Open the <i>User Maintenance</i> window to modify the attributes of the selected user.
<u>D</u> elete	Delete the selected user.

Buttons	
Identifier	Description
Submit	Submit all user data to the system and close the window.
Apply	Apply all user data to the system and leave the OTC Auto Approval Settings open.
Cancel	Close the window without further action.

## 4.6.7 User Entry / Maintenance Window

### Description

The *User Entry* window allows the member supervisor to add new users. The *User Maintenance* window allows the member supervisor to modify an existing user. The window name depends on whether a new user is added or whether an existing one is modified. One difference between the windows is the status of the *UserID* field (entry field for adding a new user or display only field for modifying an existing user).

The screenshot shows the 'XE User Entry' window with a blue title bar and standard Windows window controls. The menu bar includes 'Window' and 'Help'. The XETRA logo is in the top right corner. Below the menu bar, there are icons for file operations and a help icon. The 'UserID' field contains 'ATR002' and the 'Name' field contains 'JURGEN'. To the right of these fields are 'Submit', 'Apply', and 'Cancel' buttons. Below the fields are two tabs: 'Attributes' (selected) and 'Authorizations'. The 'Attributes' pane is divided into several sections: 'General' with checkboxes for Agent, Proprietary, Designated Sponsor, Liquidity Manager, Issuer, Liquidity Provider, and BEST Executor (all checked); 'OTC Default Account Type' with checkboxes for Agent (checked) and Proprietary (unchecked); 'Seniority' with a 'Senior' checkbox (unchecked); 'Default BEST Executor Service' with a 'Default BEST Executor' checkbox (checked); and 'Settlement Information' with fields for 'DefSttLoc' (DBC), 'DefSttAct' (1330), and 'MaxOrdVal' (999.999.999.999.999).

Figure 4.63: *User Entry* window with selected *Attributes* pane.

### Functionality

The entry in the field *UserID* must be unique, whereas the field *Name* is only an informational field, *UserID* and *Name* are mandatory fields.

From the user management point of view, a user has attributes and authorizations. One can navigate between attributes and authorizations and change them.

A user can be an agent trader, a proprietary trader, or both. Selecting an account type is not mandatory. If no account type is assigned to the user, the user is not allowed to enter orders. The member supervisor is allowed to select all account types.

In addition, there are special account types for Designated Sponsor, Liquidity Manager, BEST Executor, Issuer and Liquidity Provider. These account types can only be selected when the

user is also a proprietary trader. A special account type is supposed to be selected when the corresponding trader is allowed to act as a Designated Sponsor, Liquidity Manager, BEST Executor, Issuer or Liquidity Provider respectively. Designated Sponsors, Liquidity Managers Issuers and Liquidity Provider (but not BEST executors) are responsible for providing a fair and liquid market for specific instruments.

Issuers are responsible for instruments traded in the continuous auction trading model.

Designated Sponsors and Liquidity Managers can be assigned to instruments traded in all other trading model types.

The BEST Executor's account is exclusively used for entering BEST quotes for equities that are traded in the continuous trading model and for automatically generated orders within the Xetra BEST matching process.

The Liquidity Manager's account is used for providing additional liquidity within the order book by the provision of quotes in the order book (analogue to Designated Sponsors).

Users can also be assigned a senior status by selecting the *Senior* checkmark. As a senior the trader is able to see orders and trades from all traders of his subgroup.

The default BEST executor service can be enabled for users by selecting the *Default BEST Executor* checkmark.

Each user has a default settlement ID. The settlement ID consists of the settlement location and the settlement account. In case of the addition of a new user, it is not mandatory to fill these fields. If they are left blank, they will be filled with the default settlement ID of the member after clicking the *Submit* or *Apply* button. The default settlement ID can be changed to any settlement ID of the member the current user belongs to. The user default settlement ID can be used to settle trades done by this user. The user can change the default settlement ID to another valid settlement ID of the member.

The *OTC Default Account Type Group* allows to define the account to be used with the automatic OTC approval feature. Available account types are 'Agent' and 'Proprietary'. The checkboxes are disabled if these account types are not assigned to the user. It is not possible to check both account types. If no account type is chosen automatic approval is not applicable.

The maximum order value can be assigned to a user in the exchange currency. The default value is zero. The value of an entered order is checked against the defined maximum order value. The value of a limit buy order, the bid side of a quote or an iceberg order is calculated by multiplying the (overall) order quantity with the limit. For market orders, limit sell orders, the ask side of a quote and market-to-limit orders the reference price is multiplied with the order quantity.

Authorizations of an existing user can be copied to the currently selected user by entering the user ID of the existing user in the *Copy Authorizations From* field group and clicking the *Return* key. The *Submit / Apply* button submits / applies the user attributes to the *User Overview* window. Changes are effective immediately except for the modification of the default settlement ID, which will be effective the next business day.

## Menu

Menu Bar	Item	Description	Short Cut
<u>W</u> indow	<u>S</u> ave Settings	Save the current window settings.	Ctrl+S
	Clea <u>r</u> Settings	Clear the saved window settings.	
	<u>C</u> lose	Close the window without further action.	Shift+F4
<u>H</u> elp	<u>O</u> n this window...	Open the <i>Help</i> window.	F1

## Window

User Maintenance Field Group				
Identifier	Type	Description	Value / Syntax	CT
UserID	EM / D	User ID. This field is not modifiable during user maintenance.	max. 6 characters: alphanumeric and special characters.	
Name	EM	Name of the user.	1 to 25 characters: alphanumeric and special characters.	
Senior	S	Assign senior status to the user.		
Default BEST Executor	S	Assign default BEST executor service.		

User Maintenance Field Group				
Identifier	Type	Description	Value / Syntax	CT
DefStlLoc	EO / EM	Enter one of the settlement locations, which have been assigned by Market Supervision to the member the current trader belongs to. Optional in <i>User Entry</i> window, mandatory in <i>User Maintenance</i> window.	3 characters: alphanumeric.	
DefStlAct	EO / EM	Enter one of the settlement accounts, which have been assigned by Market Supervision to the member the current trader belongs to. The following applies to Eurex Bonds and Eurex Repo only: In case the settlement account is supposed to be used on the basis of the instrument group traded, 99999 has to be entered as settlement account and EUR as default settlement location Optional in <i>User Entry</i> window, mandatory in <i>User Maintenance</i> window.	1 to 35 characters: alphanumeric.	
MaxOrdVal	EO	Maximum order value with a default value of 0. If the default is not changed, no order entry / quote entry is possible.	max. 15 digits in total, max. 3 decimals, numeric.	

Accounts Field Group				
Identifier	Type	Description	Value / Syntax	CT
Agent	S	Assign the agent account type to the user.		
Proprietary	S	Assign the proprietary account type to the user.		

Accounts Field Group				
Identifier	Type	Description	Value / Syntax	CT
Designated Sponsor	S	Assign the Designated Sponsor account type to the user.		
Liquidity Manager	S	Assign the Liquidity Manager account type to the user.		
Issuer	S	Assign the Issuer account type to the user.		
Liquidity Provider	S	Assign the Liquidity Provider account type to the user.		
BEST Executor	S	Assign the BEST Executor account type to the user.		

OTC Default Account Type Field Group				
Identifier	Type	Description	Value / Syntax	CT
Agent	EO	Assign the agent account type as default account for automatic OTC approval.		
Proprietary	EO	Assign the proprietary account type as default account for automatic OTC approval.		

Copy Authorizations From Field Group				
Identifier	Type	Description	Value / Syntax	CT
User ID	EO	User ID which authorizations can be copied (only active when <i>Authorizations</i> pane is selected).	6 characters: alphanumeric.	



Accounts Field Group				
Identifier	Type	Description	Value / Syntax	CT
Agent	S	Assign the agent account type to the user.		
Proprietary	S	Assign the proprietary account type to the user.		
Designated Sponsor	S	Assign the Designated Sponsor account type to the user.		
Liquidity Manager	S	Assign the Liquidity Manager account type to the user.		
Issuer	S	Assign the Issuer account type to the user.		
Liquidity Provider	S	Assign the Liquidity Provider account type to the user.		
BEST Executor	S	Assign the BEST Executor account type to the user.		

User Authorization List Box	
Column	Description
ResCode	Resource access code.
ResName	Resource access name.
Access	Resource access level: checkbox not selected - no access: not allowed to..., checkbox selected - access: allowed to...

Buttons	
Identifier	Description
Submit	Submit all user data to the system and close the window.
Apply	Apply all user data to the system and leave the <i>User Entry / Maintenance</i> window open.
Cancel	Close the window without further action.

## 4.6.8 Subgroup License Maintenance Window

### Description

The *Subgroup License Maintenance* window enables a member supervisor to assign the Designated Sponsor, BEST Executor and / or Liquidity Manager status for selected instruments to a trader subgroup.

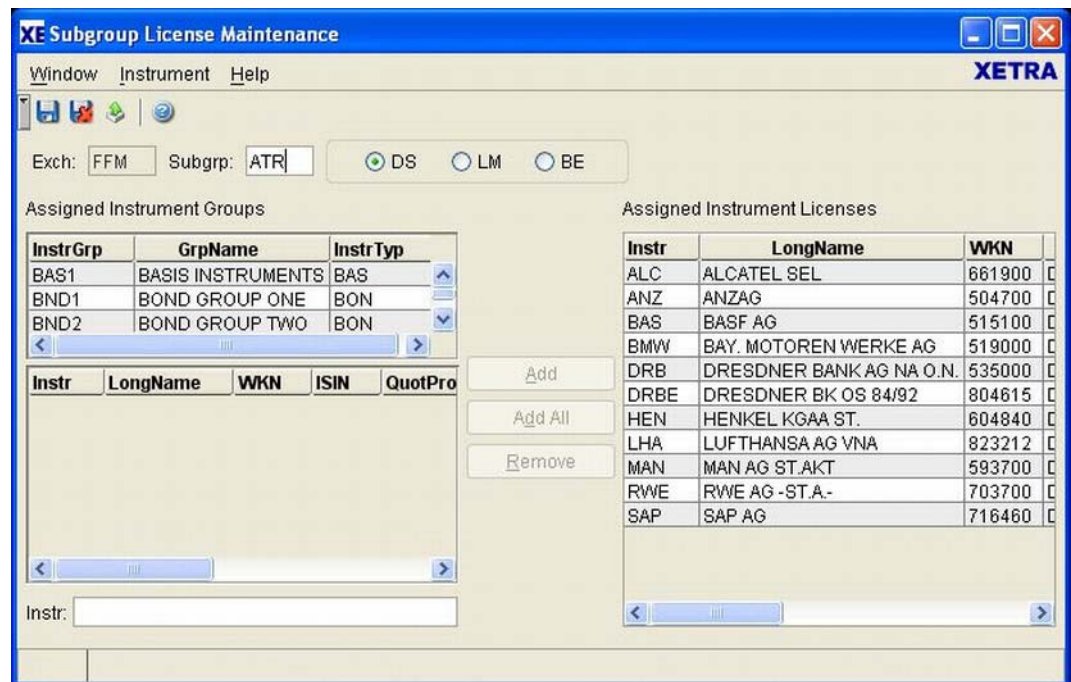


Figure 4.64: Subgroup License Maintenance window.

### Functionality

The *Subgroup License Maintenance* window can be accessed via the *Subgroup License Maintenance* menu item of the *Settings* menu of the Xetra J-Trader main menu.

The window is used to maintain Designated Sponsor, BEST Executor and / or Liquidity Manager licenses depending on the selected radio button state.

After a valid subgroup have been entered, and a license is selected, the *Assigned Instrument Groups* list box displays the instrument groups that are assigned to the selected subgroup, and the *Assigned Instrument Licenses* list is filled with the instruments the subgroup already has the respective licenses for. Selecting an instrument group in the *Assigned Instrument Groups* list box displays all instruments contained in the instrument group in the *Instruments* list box.

Clicking the *Add* button adds one or more selected instrument(s), or an instrument entered in the entry field at the bottom of the window, to the instrument list for which the subgroup has the selected license type. Clicking the *Add All* button adds all instruments of the *Instruments* list box. The *Assigned Instrument Licenses* list box is updated accordingly.

When selecting a column header and clicking the *Remove* button, all entries of the *Assigned Instrument Licenses* list box can be removed at once. Clicking the *Remove* button removes the status for the selected license type for the selected instrument(s). The list box is updated accordingly.

Changes are effective on the next business day.

## Menu

Menu Bar	Item	Description	Short Cut
<u>W</u> indow	<u>S</u> ave Settings	Save the current window settings.	Ctrl+S
	Clear <u>S</u> ettings	Clear the saved window settings.	
	<u>C</u> lose	Close the window without further action.	Shift+F4
<u>I</u> nstrument	<u>A</u> dd	Add the selected available instrument(s) to the selected subgroup.	
	Add <u>A</u> ll	Add all instruments of a selected available instrument group to the selected subgroup.	
	<u>R</u> emove	Remove the selected instrument(s) from the list box.	
<u>H</u> elp	<u>O</u> n this window...	Open the <i>Help</i> window.	F1

## Window

Subgroup Selection Field Group				
Identifier	Type	Description	Value / Syntax	CT
Exch	D	Exchange at which the subgroup is listed.	3 characters: alphanumeric.	
Subgrp	EM	Allows selecting an existing subgroup for assignment maintenance.	3 characters: alphanumeric.	*
DS	S	Allows selecting the Designated Sponsor license.	Default button.	
LM	S	Allows selecting the Liquidity Manager license.		

Subgroup Selection Field Group				
Identifier	Type	Description	Value / Syntax	CT
BE	S	Allows selecting the BEST Executor license.		

Assigned Instrument Groups List Box	
Column	Description
InstrGrp	Instrument group ID.
GrpName	Description of instrument group.
InstrTyp	Indicates the instrument type of all instruments that belong to this instrument group. EQU = Equities, BON = Bonds, WAR = Warrants, BAS = Basis Instruments.

Instruments List Box	
Column	Description
Instr	Instrument short name.
LongName	Instrument long name.
WKN	Wertpapierkennnummer.
ISIN	International Security Identification Number.
QuotProv	Issuer of instruments traded in the continuous auction trading model.

Instruments List Box	
Column	Description
WarCateg	Warrant category.
WarTyp	Warrant Type.
StrikePrc	Warrant Strike Price.
Under	Underlying.
MrttyDat	Maturity Date.

Instrument Field				
Identifier	Type	Description	Value / Syntax	CT
Instr	EO	Instrument short name,	max. 5 characters: alphanumeric and special, 1st alpha.	*
		or Wertpapierkennnummer,	or max. 9 characters: alphanumeric.	*
		or ISIN.	or 12 characters: alphanumeric.	*

Assigned Instrument Licenses List Box	
Column	Description
Instr	Instrument short name.
LongName	Instrument long name.
WKN	Wertpapierkennnummer.
ISIN	International Security Identification Number.
QuotProv	Issuer of instruments traded in the continuous auction trading model.
WarCateg	Warrant category.
WarTyp	Warrant Type.
StrikePrc	Warrant Strike Price.
Under	Underlying.
MrtyDat	Maturity Date.

Mouse Usage	Column	Description
SC-L	All	Select row.
SC-L	Column Header	Highlight column.
Ctrl-SC-L	All	Select different rows.
Shift-SC-L	All	Select different subsequent rows.
DC-L	Column header	Sort by selected column.

Buttons	
Identifier	Description
<u>A</u> dd	Add a selected available instrument to the selected subgroup or trader.
<u>A</u> dd All	Add all instruments of the list box below the <i>Assigned Instrument Groups</i> list box to the selected subgroup.
<u>R</u> emove	Remove the selected instrument(s) from the list box.



## 4.6.9 Subgroup Assignment Maintenance Window

### Description

The *Subgroup Assignment Maintenance* window allows a member to de- / assign instrument groups from / to a trader's subgroup.

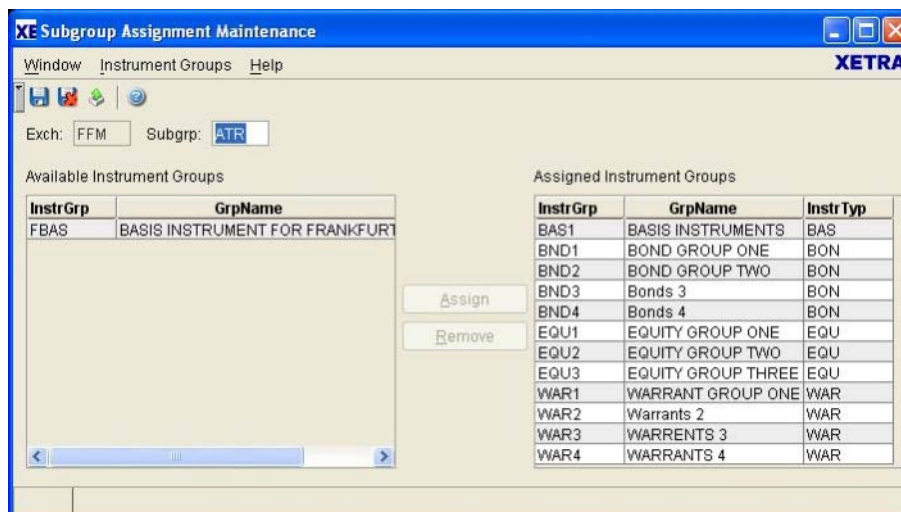


Figure 4.65: Subgroup Assignment Maintenance window.

### Functionality

The window can be accessed via the *Subgroup Assignment Maintenance* menu item of the *Settings* menu of the Xetra J-Trader main menu.

The *Exch* field displays the logged in exchange where assignments are supposed to be maintained. After a subgroup have been entered, both list boxes will be filled with the instrument groups that are available for assignment or are already assigned to the chosen subgroup of the selected exchange. Empty instrument groups are also visible.

To assign one or more instrument groups the respective instrument group(s) within the *Available Instrument Groups* list box are selected by mouse click and shifted to *the Assigned Instrument Groups* list box by clicking the *Assign* button.

To deassign instrument group(s) the respective row(s) are selected the same way in the *Assigned Instrument Groups* list box and deassigned by a click on the *Remove* button.

Changes are effective on the next business day.

## Menu

Menu Bar	Item	Description	Short Cut
<u>W</u> indow	<u>S</u> ave Settings	Save the current window settings.	Ctrl+S
	Cle <u>a</u> r Settings	Clear the saved window settings.	
	<u>C</u> lose	Close the window without further action.	Shift+F4
I <u>n</u> strument Groups	<u>A</u> ssign	Assign a selected available instrument group to the selected subgroup.	
	<u>R</u> emove	Remove the selected assigned instrument group from the selected subgroup.	
<u>H</u> elp	<u>O</u> n this window...	Open the <i>Help</i> window.	F1

## Window

Subgroup Selection Field Group				
Identifier	Type	Description	Value / Syntax	CT
Exch	D	Exchange at which the instrument group is listed.	3 characters: alphanumeric.	
Subgrp	EM	Allows to select an existing subgroup for subgroup assignment maintenance.	3 characters: alphanumeric	*

Available Instrument Groups List Box	
Column	Description
InstrGrp	Instrument group ID.
GrpName	Description of instrument group.
InstrTyp	Indicates the instrument type of all instruments that belong to this instrument group. EQU = Equities, BON = Bonds, WAR = Warrants, BAS = Basis Instruments.

Assigned Instrument Groups List Box	
Column	Description
InstrGrp	Instrument group ID.
GrpName	Description of instrument group.
InstrTyp	Indicates the instrument type of all instruments that belong to this instrument group. EQU = Equities, BON = Bonds, WAR = Warrants, BAS = Basis Instruments.

Mouse Usage	Column	Description
SC-L	All	Select a row.
SC-L	Column Header	Highlight column. No further mass functionality provided on selected items.
Ctrl-SC-L	All	Select different rows.
Shift-SC-L	All	Select different subsequent rows.
DC-L	Column header	Sort by selected column.

Buttons	
Identifier	Description
<u>A</u> ssign	Assign a selected available instrument group to the selected subgroup.
<u>R</u> emove	Remove the selected assigned instrument group from the selected subgroup.

#### 4.6.10 Default BEST Executor Assignment Window

##### Description

With the *Default BEST Executor Assignment* window a flow provider (FP) can assign a default BEST Executor to each instrument.

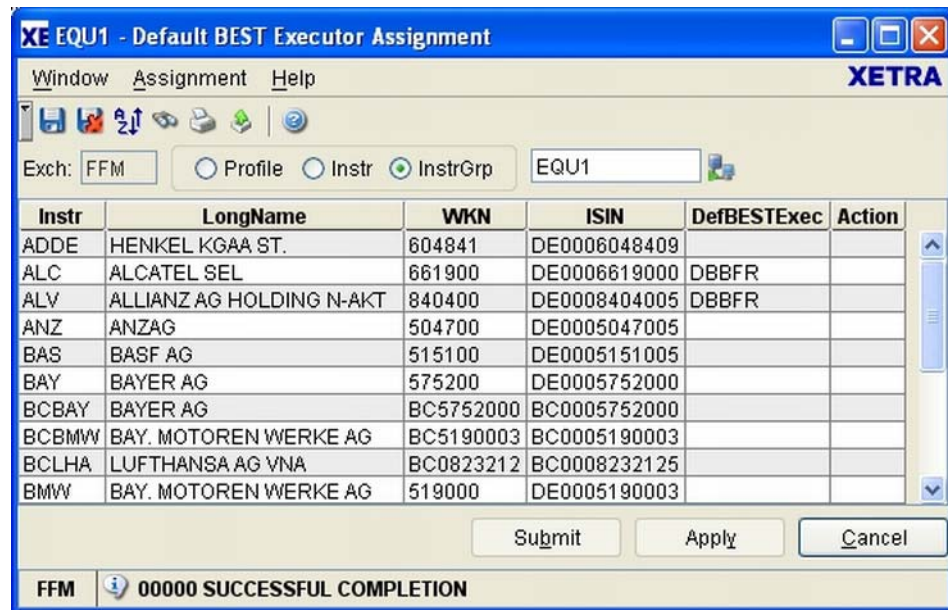


Figure 4.66: Default BEST Executor Assignment window.

##### Functionality

The *Default BEST Executor Assignment* window provides the flow provider with the functionality to display and modify the *Default BEST Executor Assignments* on instrument and instrument group level in instruments and instruments groups assigned to the flow provider. The new functionality is available only to the member user IDs of the flow providers which have the appropriate resource access levels.

Using the Quick Filter field group, the member supervisor can select the instrument group from the list of equity instrument groups that are assigned to their members. Initiating an inquiry for the chosen instrument group will fill the list box below with the instruments of the instrument group that are assigned to the member. The list box contains six columns: "Instr", "LongName", "WKN", "ISIN", "DefBESTExec" and "Action". Only elements in column "DefBESTExec" are changeable by a pop-up window which can be reached via SC-R. The pop-up window displays the possible BEST Executor (BE) Id with whom the member has a FP-to-BE relationship. The user can select a certain DefBESTExec field and then will be able to choose a default BE for the instrument of that row.

Modifications in the DefBESTExec fields are marked with the value "Mod" in the "Action" column of the corresponding instrument rows. Additionally the "Submit" and "Apply" buttons at the bottom of the window become active. Pressing one of these buttons will cause the modifications made by the user to be committed to the Xetra back end. All successful modifications are shown to the user by clearing the value in the "Action" column of the corresponding row.

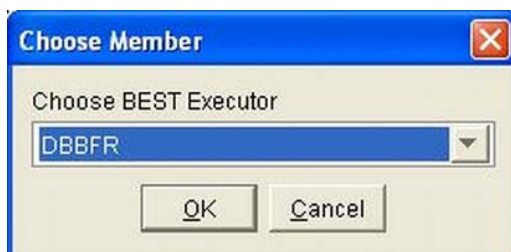


Figure 4.67: *Choose Member* dialog box.

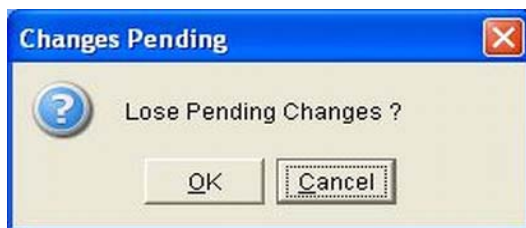


Figure 4.68: *Changes Pending* pop-up.

The *Changes Pending* window pops up to warn the user that the unapplied changes will be lost.

To make the new Default BE Assignment process more user-friendly, the list box supports both selection of multiple instruments and selection of all instruments (via clicking on the column header). Activating the “AssignDefaultBESTExecutor” action via menu entry “Assignment” or via pressing the right mouse button, a dialogue pops up, allowing the user to choose a new default BE as described above. After pressing the “Ok” button, the new BE value is applied to all selected instruments.

To delete an assignment, the user has to enter an empty value for the default BE ID; to modify an existing default BE, the user has to overwrite the existing value by choosing another default BE.

## Menu

Menu Bar	Item	Description	Short Cut
<u>W</u> indow	<u>S</u> ave Settings	Save the current window settings.	Ctrl+S
	Clea <u>r</u> Settings	Clear the saved window settings.	
	<u>S</u> ort...	Open the <i>Sort Table</i> window.	
	<u>F</u> ind...	Open the <i>Find Table</i> window.	Ctrl+F
	<u>P</u> rint...	Open the <i>Print Table</i> window.	Ctrl+P
	<u>E</u> xport...	Open the <i>Export Table</i> window.	Ctrl+E
	Fu <u>l</u> l <u>T</u> able Mode	Set the full table modus to display the list box content only.	F11
	<u>C</u> lose	Close the window without further action.	Shift+F4
<u>A</u> ssignment	<u>A</u> ssign Default BEST Executor	Assigns a BEST executor to the selected instrument(s).	Ctrl+D
<u>H</u> elp	<u>O</u> n this window	Open the Help window.	F1

## Window

Instrument List Box	
Column	Description
Instr	Instrument short name.
LongName	Instrument long name.
WKN	Wertpapierkennnummer.
ISIN	International Security Identification Number.

Instrument List Box	
Column	Description
DefBESTExec	Default BEST Executor for the instrument.
Action	The value 'Mod' in the Action column indicates that the Default BEST Executor for the instrument is being modified.

Default BEST Executor Assignment Selection Field Group				
Identifier	Type	Description	Value / Syntax	CT
Exch	D	Exchange at which the user is logged in.	3 characters: alphanumeric	*
Profile	S	Select a profile as filter criterion.	Default.	
Instr	S	Select a single instrument as filter criterion.		
InstrGrp	S	Select an instrument group as filter criterion.		



Default BEST Executor Assignment Selection Field Group				
Identifier	Type	Description	Value / Syntax	CT
Instrument field	EM	Instrument short name,	max. 5 characters: alphanumeric  (Context menu is available if default profile is defined.)	
		or Wertpapierkennnummer,	or max. 9 characters: alphanumeric,	*
		or ISIN,	or 12 characters: alphanumeric,	*
		or Instrument Group ID,	or max. 4 characters: alphanumeric for Instrument Group ID,	*
		or Profile ID.	or max. 20 characters: alphanumeric and special.	*

Mouse Usage	Column	Description
SC-L	Row	When clicking on the DefBESTExec field, the user is able to enter into the field the identity of a member with whom they had a flow provider-to-BE relationship, or blank.

Mouse Usage	Column	Description
SC-R	DefBES TExec	Edit mode: The context menu shows a list of BE identities assigned to the user in question. Non-edit mode: The context menu shows the AssignDefaultBESTExecutor action.

Buttons	
Identifier	Description
Submit	Submit the changes to the Xetra back end and close the window, if no error occurred.
Apply	Submit the changes to the Xetra back end.
Cancel	Close the window without further action.

## 4.6.11 OTC Auto Approval Settings

### Description

The *OTC Auto Approval Settings* window allows members to maintain the OTC Approval reference data. Members may add, inquire, and change for which entering members, which instrument groups, and up to which maximum tradable amount the automatic OTC approval of trades is performed on their side. It is possible to define different maximum tradable amounts for different instrument groups.

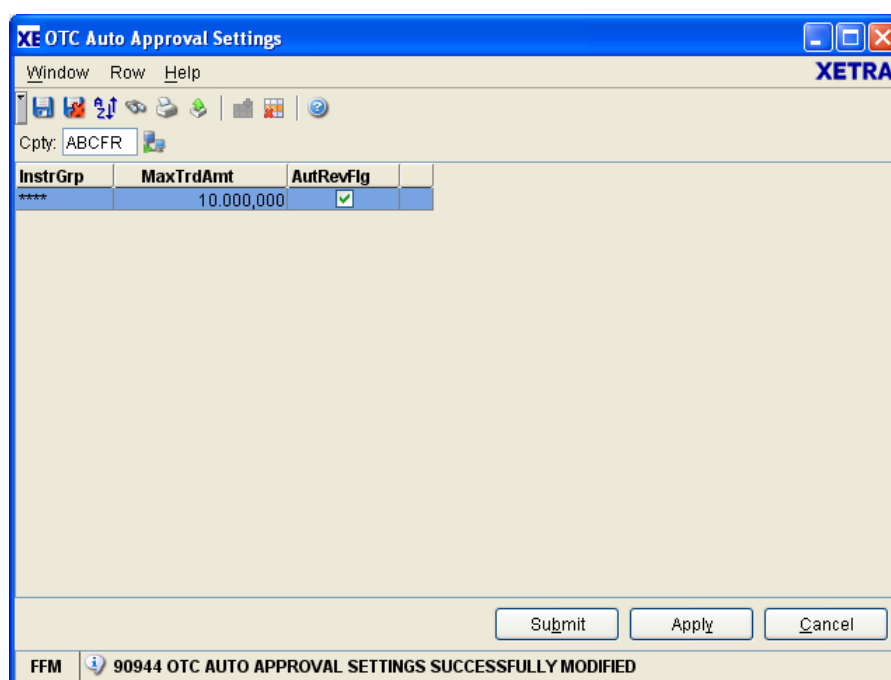


Figure 4.69: OTC Auto Approval Settings

### Functionality

This window allows members to maintain the OTC Approval reference data. Members may add, inquire, and change for which entering members, which instrument groups, and for and up to which maximum tradable amount the automatic OTC approval of trades is performed on their side. It is possible to define different maximum tradable amount for different instrument groups.

New entries are added by right-clicking in the table area and clicking on *Add*. Entries are removed by right-clicking on the entry and clicking *Remove*.

Additionally, members may define whether the settings for OTC trade entry also apply to OTC trade reversals per instrument group. By clicking the *AutoReverse* check, these settings also apply to the reversal. Changes in the window are not applied before they are sent to the Xetra system with Apply/Submit.

With each Apply/Submit all existing entries are overwritten.

The All constant "\*\*\*\*" (4 asterisks) allows to define maximum tradable amount and auto reversal option for all instrument groups. Once the All constant is entered, no individual instrument groups can be entered anymore. Also the All constant cannot be entered if there are

individual instrument groups already in the list. To change from the All concept to the individual concept or vice versa, it is necessary to first delete the whole content of the list.

Additions, deletions, and modifications become effective on the next business day.

Menu Bar	Item	Description	Short Cut
Window	Save Settings	Save the current window settings	Ctrl+S
	Clear Settings	Clear the saved window settings	
	Close	Close the window without further action	
Row	Add	Add entries	
	Remove	Remove entries	
Help	On this window...	Open the <i>Help</i> window.	F1

OTC Auto Approval Settings Entry Fields	
Column	Description
Cpty	Counterpart for autom. OTC trades.
Remove Settings	All settings, not only the selected instrument group, are deleted when selected.

OTC Auto Approval List Box		
Column	Description	Value / Syntax
InstrGrp	Instrument Groups, in which automatically accept OTC trades. It is possible to define different MaxValues for different instrument groups.	max. 4 characters: alphanumeric **** signifies all instrument groups.

OTC Auto Approval List Box		
Column	Description	Value / Syntax
MaxTrdAmount	Maximum Trading amount for automatic approval.	Numeric, max. 9 digits, incl. 3 decimals (equities, warrants, and basis instruments) and 5 decimals for bonds. H enters 100 or 2 zeros, if there was another number entered. T enters 1000 or 3 zeros, if there was another number entered.
AutoReverse	Automatic Reverse Flag. Enabled, Disabled.	Y, N

### 4.6.12 Preferences Window

**Description** The *Preferences* window can be accessed from the *Settings* menu by selecting the *Preferences* menu item.

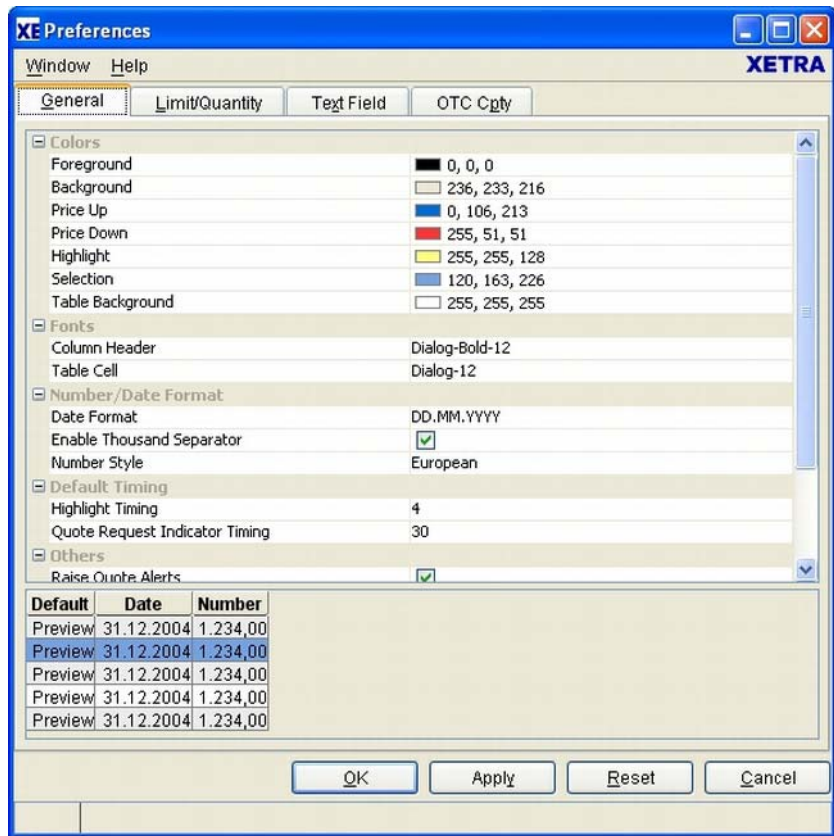
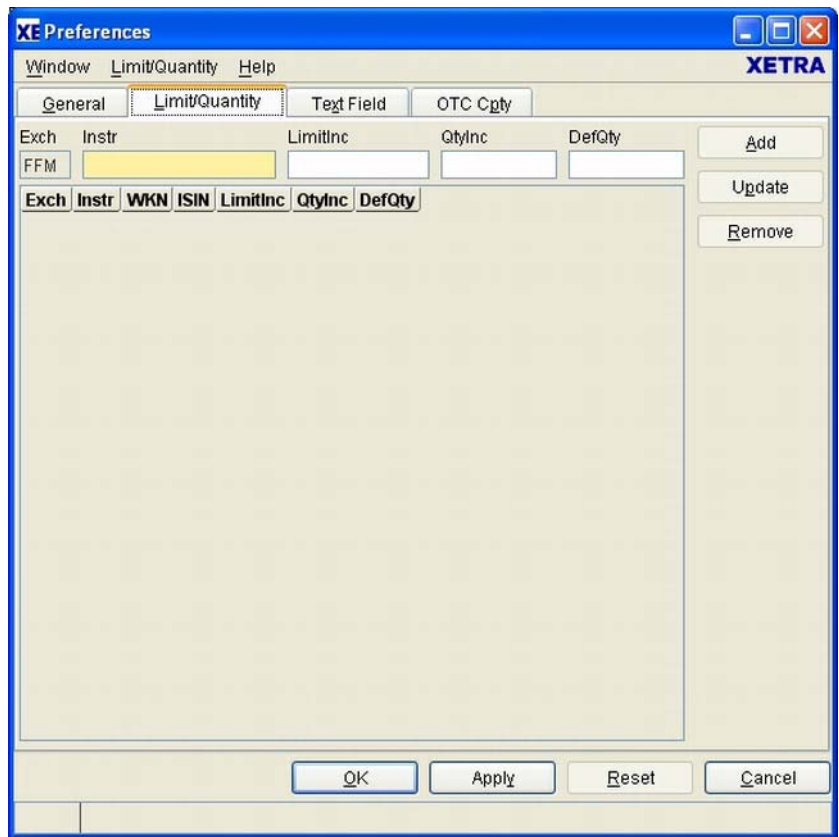
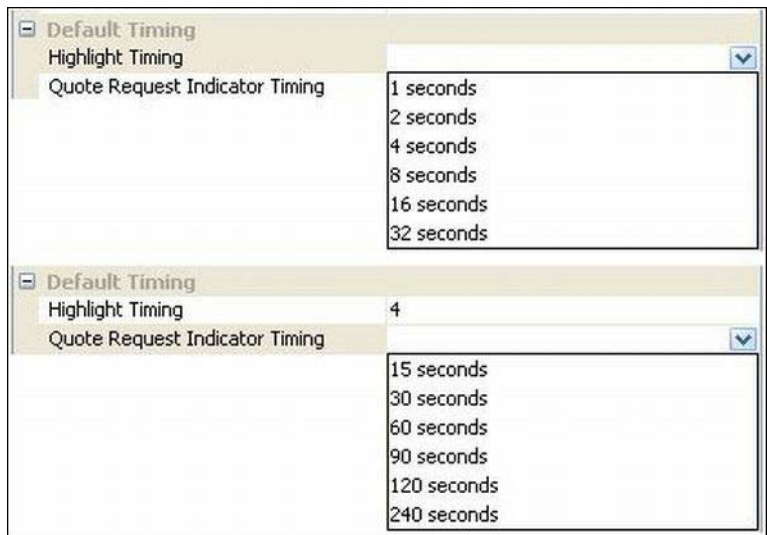


Figure 4.70: Preferences window General pane.



Figure 4.71: Preferences window General pane, both Number / Date Format dialogs.



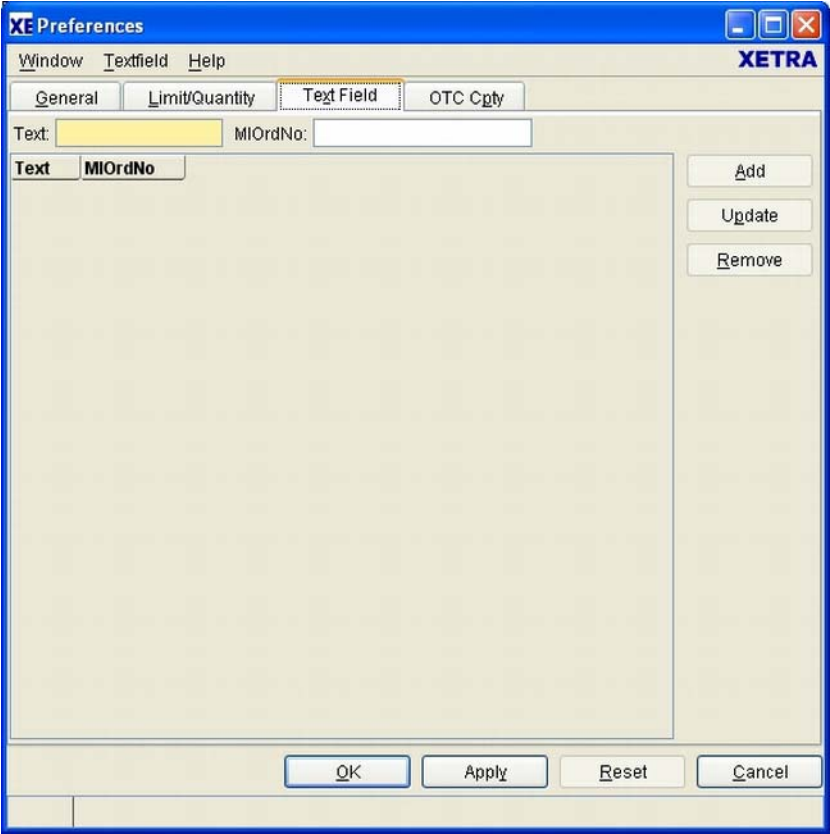


Figure 4.74: Preferences window *TextField* pane.



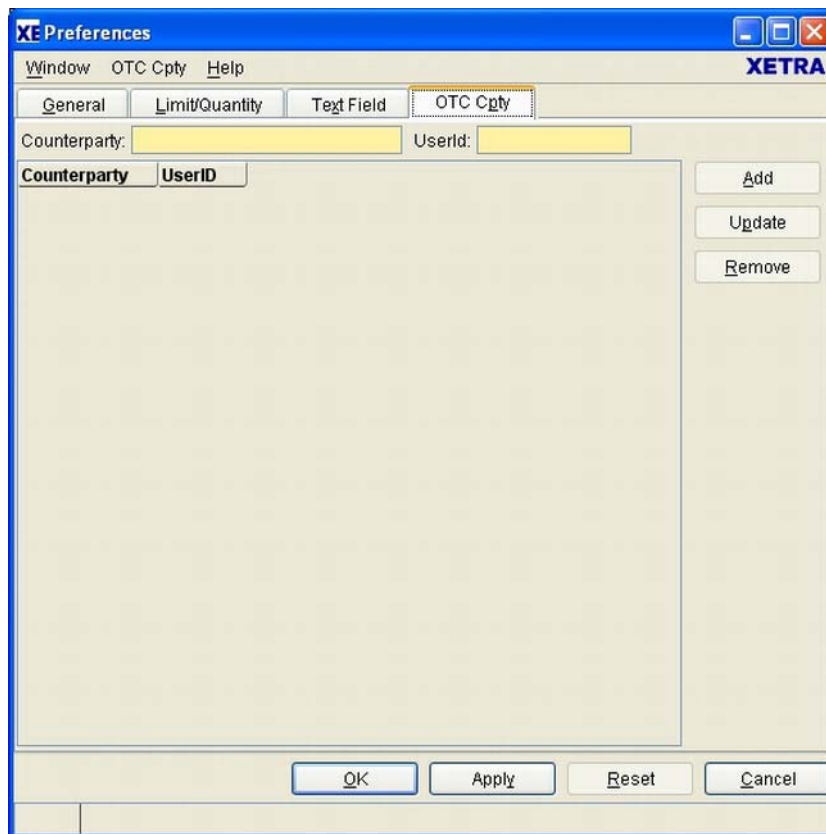


Figure 4.75: Preferences window OTC Cpty pane.

## Functionality

The *Preferences* window provides the following panes:

- *General* pane
- *Limit / Quantity* pane
- *TextField* pane
- *OTC Cpty* pane

All settings are defined centrally and are valid for the whole Xetra J-Trader.

The different panes of this tab can be expanded by clicking the “+” button next to the header of the pane. Clicking the “-” button collapses the panes.

The example table at the bottom of the *General* pane allows the user to preview all settings that are selected in the pane, but are not necessarily applied yet.

### *General* pane

The *General* pane contains a tree of settings consisting of the following property nodes:

- 
- *Colors*, to select the colors to be used in the application
  - *Fonts*, to define font, style and font sizes used in tables
  - *Number / Date Format*, to define number and date formats
  - *Default Timing*, to define the timing of highlighting and the *Quote Request Indicator*
  - *Others*, to enable the One Click Action in the *Order Market Overview* window, raising quote alerts and calculating yield,
  - *Misc*, to define the contrast of the context menu and the table row.

### Colors

The *Colors* node allows to change the colors for the following items:

- Foreground
- Background
- Highlight
- Selection
- Table Background

Colors can be selected via the color chooser mapped in figure 4.77.

### Fonts

The *Fonts* node allows the user to choose a font, style, and size that are available in the Xetra J-Trader across all platforms for the presentation of data in tables. Fonts for column headers and for table elements (cells) can be set individually. Fonts can be selected via the font property chooser mapped in 4.6.14. The fonts of buttons, titles, and other window elements cannot be changed.

### Number / Date Format

The *Number / Date* selection pane allows to switch between DD.MM.YYYY and MM/DD/YYYY display of date formats and to choose between American or European number style. Furthermore the user can decide whether to display thousand separators for large numbers or not. Note that the thousand separator - if enabled - is not displayed while the user is editing a number entry field. As soon as the user starts to edit numbers such as quantities or limit prices, the delimiters are removed and later added once editing is finished. Entering a '.' or a ',' will always be recognized as a decimal indicator. Number and date usage is exclusive, i.e. the user may not mix up the usage of different number formats.

The following date formats are supported in the entire application for entries:

---

1. DD.MM.YYYY:

- a) DD.MM.YYYY
- b) DD.MM.YY
- c) D.M.YYYY
- d) D.M.YY

2. MM/DD/YYYY:

- a) MM/DD/YYYY
- b) MM/DD/YY
- c) M/D/YYYY
- d) M/D/YY

Saturdays and Sundays will be included in the context menu list of date fields. If this should be an invalid date in the used exchange, then an error message will appear. The *Number / Date* selection pane can be reset to the European date and numbering.

### **Default Timing**

The *Default Timing* selection pane displays the current timer settings. The timing selection is not applied to windows that are already open. The new settings will only affect windows opened after the timing selection

A valid submission of default timing settings is not possible if the *Quote Request Indicator Timing* is shorter than the *Highlight Timing*.

The *Default Timing* selection pane can be reset to 4 seconds for highlight and 30 seconds for quote requests indicator.

### **Others**

The *Others* pane allows the user to enable / disable yield calculation, enable / disable raise quote alerts, and enable / disable one click action in the *Order Market Overview* window (single click trading functionality). Designated Sponsors and Liquidity Managers are able to switch on / off the raise of quote alerts. If the raise is selected, the Designated Sponsor / Liquidity Manager will receive quote alerts concerning his own quotes via the *Message Log* window. The alerts tell the Designated Sponsor / Liquidity Manager whether his quote has been partially or fully matched. When a check box is checked, the settings are enabled. If not, the settings are disabled.

The *Other* selection pane can be reset to enable yield calculation, enable raise quote alerts and enable the one click action.

### **Misc**

The *Misc* pane allows the user to choose the contrast of the *Context Menu* and the *Table Row Contrast*. Both values can be configured via a slider, which is opened by clicking the “...” button in the according row of the *Misc* pane.

The *Misc* pane can be reset to 10 for context menu and 7 for table row contrast.

**Limit / Quantity  
pane**

The *Limit / Quantity* selection pane allows a user to enter quantity and limit (based on tick sizes) increments, which are considered for calculating limit and quantity values in context menus. A default quantity is also defined in order to allow users to take advantage of the one click trading functionality from the *Order Market Overview* window. The pane contains all instruments for which a user has maintained the quantity, limit increment or default quantity. It is sorted by exchange and then by mnemonic, WKN, ISIN, limit, and quantity. The column *LimitInc* (based on tick sizes) is displayed empty in case no changes are applied by the user, e.g., in case the column *LimitInc* is empty, the exchange default limit increments (based on tick sizes) are used and displayed in the context menus. The *QtyInc* column contains the user-defined quantity increment, which has to be a multiple of the instrument specific round lot quantity. The *DefQty* column contains the user-defined default quantity that is used in the *Order Market Overview* window to buy and sell for that specific default quantity an instrument through the one click trading shortcut functionality.

A user is able to modify the standard data by selecting a row in the list box with a double click and the fields *QtyInc*, *DefQty*, and *LimitInc* are enabled and filled with the selected data.

The *Update* button updates the list box with the data displayed in the fields *Exch*, *Instr*, *LimitInc*, *QtyInc* and *DefQty*. If the quantity increment and default quantity are not multiples of the minimal tradable unit, the *Add* and *Update* buttons are disabled and an exception message is displayed.

The *Remove* button removes a selected or multiple selected row in the list box. The *Limit / Quantity* selection pane cannot be reset.

**Text Field pane**

The *Text Field* selection pane contains *Text* field and *MIOrdNo* field entries, which are available for quick entry via context menus in the *Order Entry*, *Order Maintenance*, *Fast Order Entry*, *Order Filter*, *Trade Information Filter*, *Back Office Information Filter*, *Mass Order Entry*, *Mass Order Maintenance*, *Mass Quote Entry*, *Quote Entry*, *Open OTC Trading*, and *Trade Maintenance* windows.

The *Text* entry field allows the user to enter a text or displays a selected text field text in the list box.

The *Add* button adds new texts to the list box. The *Add* button is enabled as soon as the user enters at least one character in the *Text* entry field. Further, the *Add* button is enabled after selecting a row in the list box and changing at least one character of the selected text field value in the *Text* entry field. After clicking the *Add* button, the data of the *Text* entry field is cleared, written to the list box, and displayed on top of the list box.

The *Update* button updates existing text field values in the list box. After selecting a row in the list box the selected text field values are transferred to the *Text* entry field and the *Update* button is enabled. After clicking the *Update* button the *Text* entry field is cleared and the selected list box entry is updated.

The *Remove* button removes a selected or multiple selected text field value(s) in the list box. The *Text Field* selection pane cannot be reset.

**OTC Cpty pane**

The *OTC Cpty* pane has the same functionality as the "Text Field" pane, but two entry fields instead of one have to be filled to get a row into the list: The entry fields *Counterparty* and *UserId*. Entries in the *OTC Cpty* list box populate the context menu of the *Cpty* field of the *Open OTC Trading* window.

The *Add* button adds new texts to the list box. The *Add* button is enabled as soon as the user enters a *Counterparty* and *UserId*. Further, the *Add* button is enabled after selecting a row in the list box and changing at least one character of the selected text field value in the *Counterparty* entry field. After clicking the *Add* button, the entry fields are cleared, written to the list box, and displayed on top of the list box.

The *Update* button updates existing text field values in the list box. After selecting a row in the list box the selected text field values are transferred to the *Counterparty* and *UserId* entry field and the *Update* button is enabled. After clicking the *Update* button the entry fields are cleared and the selected list box entry is updated.

The *Remove* button removes a selected or multiple selected text field value(s) in the list box. The *OTC Cpty* selection pane cannot be reset.

To apply changes made to the different panes the user needs to click the *OK* or the *Apply* button. Clicking the *OK* button will apply the changes and close the *Preferences* window. Clicking the *Apply* button will apply the changes and leave the *Preferences* window open. The *OK* and *Apply* buttons are enabled on making changes to the window. The *Reset* and *Cancel* buttons are always enabled. Clicking the *Reset* button will retrieve the default values for the entire tab. The *Cancel* button closes the window without further action.

## Menu

Menu Bar	Item	Description	Short Cut
<u>W</u> indow	<u>C</u> lose	Close the window without further action.	Shift+F4
<u>L</u> imit / Quantity (only enabled if <i>Limit Quantity</i> pane is selected.)	<u>A</u> dd	Add a new quantity increment / default quantity / limit configuration.	
	<u>U</u> pdate	Update quantity increment / default quantity / limit configuration.	
	<u>R</u> emove	Remove quantity increment / default quantity / limit configuration.	
<u>T</u> extfield (only enabled if <i>Text Field</i> or <i>OTC Cpty</i> pane is selected.)	<u>A</u> dd	Add a new text entry.	
	<u>U</u> pdate	Update a text entry.	
	<u>R</u> emove	Remove a text entry.	
<u>H</u> elp	<u>O</u> n this window...	Open the <i>Help</i> window.	F1

## Window

General Pane - Colors			
Identifier	Type	Description	CT
Foreground	S	Foreground color. More color selections are possible by the <i>Color Chooser</i> window.	

General Pane - Colors			
Identifier	Type	Description	CT
Background	S	Background color. More color selections are possible by the <i>Color Chooser</i> window.	
Highlighting	S	Color for highlighting. More color selections are possible by the <i>Color Chooser</i> window.	
Selection	S	Color for selected cells / rows. More color selections are possible by the <i>Color Chooser</i> window.	
Table Background	S	Color of the table background. More color selections are possible by the <i>Color Chooser</i> window.	

General Pane - Fonts			
Identifier	Type	Description	CT
Column Header	S	Font used in headers of tables.	
Table Cell	S	Font used in cells of tables.	

General Pane - Number / Date Format			
Identifier	Type	Description	CT
Date Format	S	Date Format to be used. Possible values are: American: MM/DD/YYYY, European: DD.MM.YYYY.	
Enable Thousands Separator	S		
Number Style		Number style to be used. Possible values are: American, European.	

General Pane - Default Timing			
Identifier	Type	Description	CT
Highlight Timing	S	Highlight timing. Possible values are: 1 second, 2 seconds, 4 seconds (default), 8 seconds, 16 seconds, 32 seconds.	
Quote Request Indicator Timing	S	Quote Request Indicator timing (must be greater than Highlight Timing).Possible values are: 15 seconds, 30 seconds (default), 60 seconds, 90 seconds, 120 seconds, 240 seconds.	

General Pane - Others			
Identifier	Type	Description	CT
Raise Quote Alerts	S	Turn on / off of the raise of quote alerts.	
Calculate Yield	S	Turn on / off of the calculation of yield.	
Enable One Click Action in OMO	S	Turn on / off the one click action in Order Market Overview window.	

General Pane - Misc			
Identifier	Type	Description	CT
Context Menu	S	Maximum number of items displayed in the context menus of the Xetra J-Trader. Default: 10.	

General Pane - Misc			
Identifier	Type	Description	CT
Table Row Contrast	S	Sliding the gauge from min to max decreases or increases the contrast of the shading in the tables of the Xetra J-Trader. Default: 7.	

General Pane - Example Table	
Column	Description
Default	Example display of selected font properties.
Date	Example display of selected date format.
Number	Example display of selected number style.
Highlight	Example display of highlighted text.

Limit / Quantity Pane - Field Group				
Identifier	Type	Description	Value / Syntax	CT
Exch	D	Exchange at which the instrument is being traded.	3 characters: alphanumeric.	
Instr	EM	Instrument short name or - if not available - ISIN.	max. 4 characters: alphanumeric.	*
LimitInc	EO	Limit increment (tick size).	max. 5 digits: 2 decimals, numeric (max. value 100.00).	



Limit / Quantity Pane - Field Group				
Identifier	Type	Description	Value / Syntax	CT
QtyInc	EO	Quantity increment.	max. 9 digits: numeric. H enters 100 or 2 zeros, if there was another number entered. T enters 1000 or 3 zeros, if there was another number entered. M enters 1000000 or 6 zeros, if there was another number entered.	*
DefQty	EO	Default quantity, which is used for single click trading in the <i>Order Market Overview</i> window.	max. 9 digits: numeric. H enters 100 or 2 zeros, if there was another number entered. T enters 1000 or 3 zeros, if there was another number entered. M enters 1000000 or 6 zeros, if there was another number entered.	*

Limit / Quantity Pane - List Box	
Column	Description
Exch	Exchange.
Instr	Instrument short name.
WKN	Wertpapierkennnummer.
ISIN	International Security Identification Number.
LimitInc	Limit increment (tick size).
QtyInc	Quantity increment (multiple of the instrument specific round lot quantity).

Limit / Quantity Pane - List Box	
Column	Description
DefQty	Default quantity, which is used for single click trading in the Order Market Overview window.

Mouse Usage	Column	Description
SC-L	Any	Select one text field entry.
DC-L	Any	The selected data of the list box is displayed in the entry fields.

Limit / Quantity Pane - Buttons	
Identifier	Description
<u>A</u> dd	Add a new entry to the <i>Limit / Quantity</i> list box.
Up <u>d</u> ate	Modify the quantity and limit increments for the selected instrument and update the list box with the entered value(s).
<u>R</u> emove	Remove the selected instrument(s).

Text Field Pane - Field Group				
Identifier	Type	Description	Value / Syntax	CT
Text	EO	Text field data.	max. 12 characters: alphanumeric and special characters.	

Text Field Pane - Field Group				
Identifier	Type	Description	Value / Syntax	CT
MIOrdNo	EO	Member internal order number.	max. 16 characters: alphanumeric and special characters.	

Text Field Pane - List Box	
Column	Description
Text	Text field data.
MIOrdNo	Member internal order number.

Mouse Usage	Column	Description
SC-L	Any	Select one text field entry.
DC-L	Any	The selected data of the list box is displayed in the entry fields.

Text Field Pane - Buttons	
Identifier	Description
<u>A</u> dd	Add a new text field value to the list box.
U <p>date</p>	Update the text field data for a selected text field and updates the list box with the changed data.

Text Field Pane - Buttons	
Identifier	Description
<u>R</u> emove	Remove the selected row(s).

OTC Cpty Pane - Field Group				
Identifier	Type	Description	Value / Syntax	CT
Counterpart y	EM	Counterparty.	max. 20 characters: alphanumeric.	
UserId	EM	User Id.	11 characters: alphanumeric.	

OTC Cpty Pane - List Box	
Column	Description
Counterpart y	Counterparty field data.
UserID	User Id.

Mouse Usage	Column	Description
SC-L	Any	Select one OTC counterparty field entry.

Mouse Usage	Column	Description
DC-L	Any	The selected data of the list box is displayed in the entry fields.

OTC Cpty Field Pane - Buttons	
Identifier	Description
<u>A</u> dd	Add a new OTC Cpty field combination to the list box.
U <p>date</p>	Update the OTC Cpty field combination for a selected OTC Cpty field combination and update the list box with the changed data.
<u>R</u> emove	Remove the selected row(s).

Buttons (any pane)	
Identifier	Description
<u>O</u> K	Submit the changes for all panes and close the window.
A <p>pply</p>	Submit the changes for all panes and leave the window open.
<u>R</u> eset	Clicking the <i>Reset Pane</i> button always resets the currently selected pane to the system default.
<u>C</u> ancel	Close the window without further action.

### 4.6.13 Color Chooser Window

#### Description

The *Color Chooser* window allows the user to select a color to be used as a selection in the *Color* dialog of the *Preferences* window.



Figure 4.76: Preferences window General pane, Color dialog.

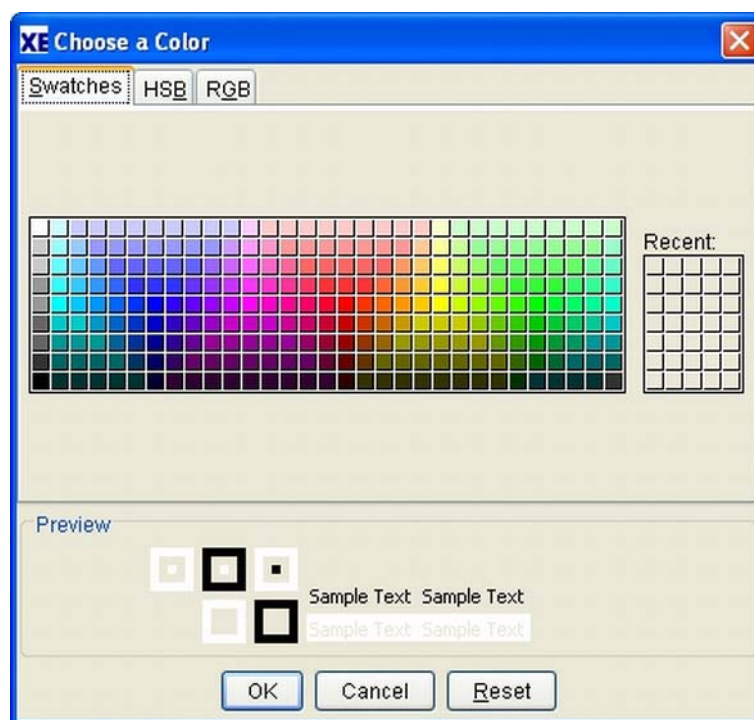


Figure 4.77: Color Chooser window - Swatches.

#### Functionality

In the *Color Chooser* window, the user can choose a color in three different ways:

- Swatches - direct selection of a color
- HSB - Hue, Saturation, and Brightness
- RGB - Red-Green-Blue

The user can select a tab and then select an available color on that tab.

The *OK* button applies the selected color to the *Color* selection window. The *Reset* button resets the colors to the last color saved. The *Cancel* button closes the window without any further action.

## Menu

Color Chooser Buttons	
Identifier	Description
<u>O</u> K	Submits the selected color to the <i>Color</i> selection pane in the <i>Preferences</i> window and close the window.
<u>C</u> ancel	Cancels any changes and closes the window without modification.
<u>R</u> eset	Resets the color selection in the <i>Color Chooser</i> window.

## 4.6.14 Font Chooser

### Description

The *Font Chooser* allows the user to select a font, style and size to be used in tables of the application. Please refer to the description of the *General* tab in the *Preferences* window for details.




Figure 4.78: *Font Chooser* dialog.

### Functionality

The *Font Chooser* allows to select font, style and size to be used in tables of the application. The font is selected by clicking in the list box and choosing the desired font. The font size may be chosen by either entering the desired font size in the entry field next to the font list box or using the up and down buttons of the entry field. Finally the user may choose to format the text in bold or italic typeface. This is done by selecting the respective selection fields. A preview is shown in the *Sample* area.

### Window

Font Field Group			
Identifier	Type	Description	CT
Font	E	List box listing available fonts.	
Size	E	List box listing available sizes for the selected font.	
Bold	E	Selection field to choose typeface to be formatted bold.	
Italic	E	Selection field to choose typeface to be formatted italic.	
Sample	D	Display only field giving a preview of the selected type properties.	



## 4.7 Xetra Help

### 4.7.1 Help Window

#### Description

The *Help* window displays information about the Xetra J-Trader.



Figure 4.79: *Help* window

#### Functionality

In the *Help* window the user can view help information, navigate through the help documents, and search the application's help information.

The window consists of a toolbar at the top, a navigation part on the left side, and a content part on the right side.

The buttons on the toolbar enable the user to navigate between displayed pages.

The navigation area consists of the following tabbed panes: *Table of Contents*, *Index*, and *Search*.

#### Menu

Menu Bar	Item	Description	Short Cut
<u>W</u> indow	<u>C</u> lose	Closes the window without further action.	Shift+F4
<u>H</u> elp	<u>O</u> n this window...	Displays a description of the <i>Help</i> window.	F1

## Window

Toolbar	
Buttons	Description
Arrows	Go to the next or previous help page that was selected before. It does not scroll up or down the <i>Table of Contents</i> list. If there is no adjacent page, the respective page arrow button is disabled.

Navigation Area	
Pane	Description
Table of Contents	Display table containing collapsible and expandable help topics that are displayed in an hierarchical order. Selecting a help topic displays the corresponding help document in the <i>Content</i> pane of the <i>Help</i> window.
Index	List of words or phrases that have been mapped to specific help documents. The user can perform an index search to locate specific index topics. The first index topic containing the entered search string is highlighted and the corresponding help document is displayed in the <i>Content</i> pane. Clicking the <i>Enter</i> key again highlights the next matching index topic. Selecting an index topic displays the corresponding help document in the <i>Content</i> pane of the <i>Help</i> window.

Navigation Area	
Pane	Description
Search	<p>Provides a full-text search. The results of a search are sorted based on the number of hits found in each help document.</p> <p>The first search topic is highlighted and the corresponding help document is displayed in the <i>Content</i> pane.</p> <p>Selecting a help topic displays the corresponding help document in the <i>Content</i> pane of the <i>Help</i> window.</p> <p>The individual hits are highlighted within the selected help document.</p> <p>Known limitation of the search navigator:</p> <p>Match Limit</p> <p>To enhance full-text search performance, the search navigator reports the 100 most relevant matches. For example, in the idedemo program, if you search for the word “build”, you see that different forms of the word (builder, built, builds) are not highlighted because the 100 match limit was met with the exact match “build”. This limit should not be a problem with more complex, multi-word, natural language queries.</p>

Mouse Usage	Pane	Description
SC-L	Table of Contents / Index	Select a help item and display its contents in the <i>Content</i> area.

Content Area	
Column	Description
Text	Text containing the available help information for a selected help topic.

### 4.7.2 About... Window

**Description** The *About...* window displays configuration version information of the current front end software.



Figure 4.80: *About...* window

#### Window

Buttons	
Identifier	Description
<u>O</u> k	Ok closes window.

### 4.7.3 What's new Window

#### Description

The *What's new* window shows the changes for the new software release. The window appears when logging onto the Xetra Trading System.

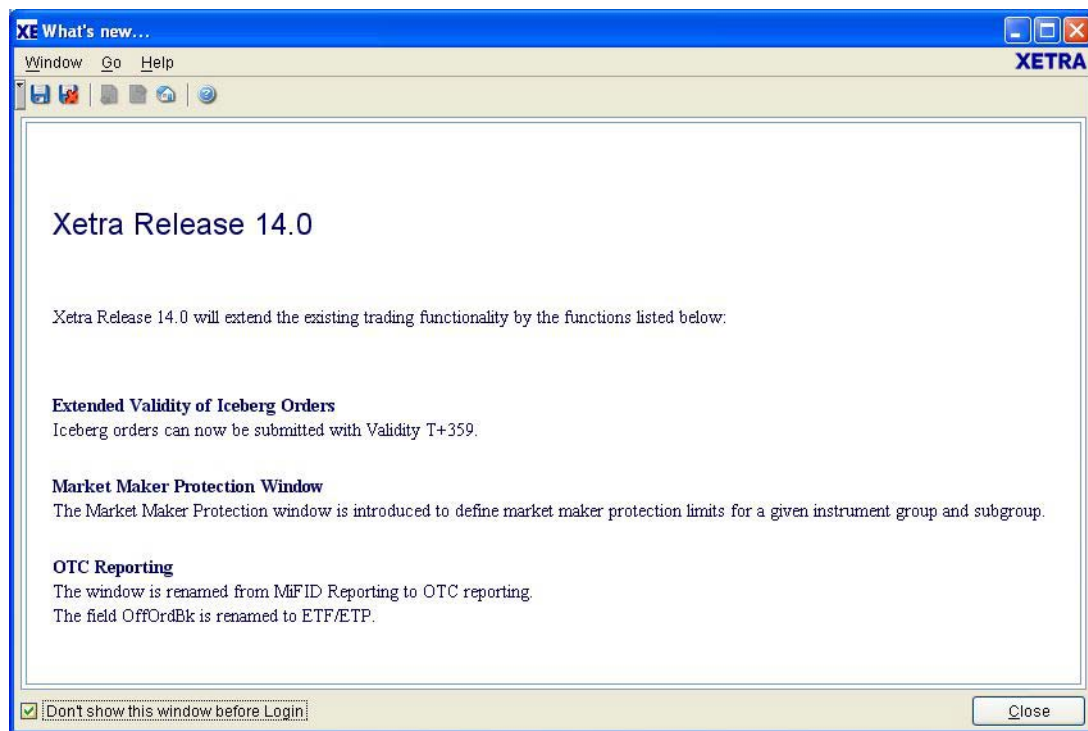


Figure 4.81: *What's new* window

#### Functionality

This window displays the changes which have been implemented in the new version of the front end software. It appears when the trader logs in the trading system.

The window consists of a toolbar at the top and the content part in the center.

The checkbox *Don't show this window before Login* is used to cancel the automatic start of the window when login.

The *Close* button closes the window.

#### Menu

Menu Bar	Item	Description	Short Cut
<u>W</u> indow	<u>S</u> ave Settings	Saves the current window settings.	CTRL+S
	Clea <u>r</u> Settings	Clears the saved settings for this window.	

Menu Bar	Item	Description	Short Cut
	<u>C</u> lose	Closes the window without further action.	Shift+F4
<u>G</u> o	<u>B</u> ack	Displays the previous selected page.	
	<u>F</u> orward	Displays the next page.	
	<u>H</u> ome	Display entry page of <i>What's new</i> window.	
<u>H</u> elp	<u>O</u> n this window...	Displays a description the <i>What's new</i> window.	F1

## Window

Toolbar	
Buttons	Description
Save Settings	Saves the current window settings.
Clear Settings	Clears the saved settings for this window.
Back	Go to previous page that was selected before. If there is no adjacent page, the respective page arrow button is disabled.
Forward	Go to next page.
Home	Go to start page of <i>What's new</i> window.
Help	On this window...starts the online <i>Help</i> window.

Content Area	
Column	Description
Text	Text containing the available information.

## 5. Appendix

### 5.1 Icon Names of Xetra J-Trader Windows

Window Title	Icon Name
Xetra Trading System (main menu)	MAIN
Message Log (stand-by)	ML
Message Log (window-specific)	MLW
System Login	SL
<b>Order Market</b>	
Order Instrument Overview	OIO
Order Instrument Full Overview	OIFO
Order Market Overview	OMO
Quote Request Overview	QRO
Cross Request Overview	CRO
Ticker	TIC
Online Time and Sales Sheet	OTS
Online Time and Sales Sheet Filter	OTSF
<b>Trading</b>	
Order Entry	OE
Fast Order Entry	FOE
Mass Order Entry	MOE
Quote Entry	QE
Mass Quote Entry	MQE
Quote Request Entry	QRE
Market Maker Protection	MMP
Cross Request Entry	CRE
<b>OTC</b>	
Open OTC Trading	OTC



Window Title	Icon Name
OTC Reporting	OR
<b>Own</b>	
Trading Board	TB
Own Order Overview	OOO
Order Filter	OF
Order Maintenance	OM
Mass Order Maintenance	MOM
Own Quote Overview	OQO
Quote Filter	QF
Back Office Information	BOI
Back Office Information Filter	BOIF
Trade Maintenance	TM
Trade Information	TI
Trade Information Filter	TIF
<b>Information</b>	
News	NEWS
Instrument Watch	IW
Risk Monitoring Maintenance	RMM
<b>Settings</b>	
Profile Overview	PO
Profile Entry / Maintenance	PEM
InstrumentGroupProfile Selection	IGPS
Login / Logout	Login
Change Password	CP
Report Selection	RS
User Overview	UO
User Entry	UE
User Maintenance	UM

---

Window Title	Icon Name
Subgroup Assignment Maintenance	SAM
Subgroup License Maintenance	SLM
Default BEST Executor Assignment	DBEA
Preferences	Pref
<b>Help</b>	
Help	H

## 5.2 Exceptions and Warnings

### 5.2.1 Introduction

The tables in the sections below list the exception codes and messages for Xetra.

### 5.2.2 Exception Code

Xetra Exception Code	Xetra Exception Message	Description
00002	STARTUP SUCCESSFUL	Completion code after each successful process startup.
00012	INVALID REQUEST ID	Internal program error. Report to help desk.
00013	INVALID MESSAGE TYPE	Internal program error. Report to help desk.
00014	OUT OF MEMORY	Lack of memory resources. The process could not allocate the required memory.
00015	INVALID VERSION NUMBER	The Xetra Technical Services version does not match the VALUES API version.
00016	INVALID MESSAGE TYPE	Internal program error. Report to help desk.
00017	MODULE CANNOT BE INITIALIZED	Module cannot be initialized.
00018	INVALID OPERATION	Internal program error. Report to help desk.
00019	CHANNEL IS CLOSED	An inter-process communication channel was closed unexpectedly.
00023	PARAMETER CHECK FAILED	Internal program error. Report to help desk.
00071	INVALID CONFIGURATION FILE ENTRY	An entry in the <i>Xetra System Configuration File</i> does not exist or is out of range.

Xetra Exception Code	Xetra Exception Message	Description
00075	CANNOT OPEN FILE	The file could not be opened because it does not exist or has no read permission.
00076	A CONFIGURATION FILE ENTRY HAS A WRONG LENGTH	An entry in the <i>Xetra System Configuration File</i> is not valid.
00082	INVALID RECORD SIZE	Internal program error. Report to help desk.
00083	RECORD NOT IN USE	Internal program error. Report to help desk.
00098	XERVICE SHUTDOWN REQUEST RECEIVED	The Availability Manager received a request from the Message Manager to shutdown a Xervice.
00107	INTERNAL ERROR: STORED MESSAGE	The Xetra WAN manager received back end where no request is stored for.
00215	ARCHITECTURE IS DOWN - NO CONNECTION TO PEER SOCKET	Architecture may be down, was not able to open channel.
00216	REFERENCE DATA FILE CHECK FAILED	Consistency checks showed that the reference data file is missing, corrupt or outdated.
00432	INVALID MISS HOST NAME IN CONFIG FILE	The hostname in the configuration file is longer than 15 characters.
00435	INVALID BODY FOR SERVICE NOTIFICATION	Control message has wrong size.
00440	MISS ID MISSING IN THE CONFIG FILE	MISS ID missing in the configuration file.
00460	NO BUSINESS DATE IN REFERENCE DATA FILE	There is no business date in reference data file.
00461	NO MISS IN REFERENCE DATA FILE	There is no MISS in reference data file.
00462	INVALID RECORD IN CHECK REFERENCE DATA FILE	Invalid record in check reference data file.
00470	DUPLICATE TRANSACTION CODE	Duplicate transaction code.

Xetra Exception Code	Xetra Exception Message	Description
00471	NO TRANSACTION CODE TABLE CREATED	There is no transaction code table created.
00472	NO TRANSACTION CODE WRITTEN TO TABLE	There is no transaction code written to table.
00473	COMPRESSION FAILED	Internal program error. Report to help desk.
00474	DECOMPRESSION FAILED	Internal program error. Report to help desk.
00475	ENCRYPTION FAILED	Internal program error. Report to help desk.
00476	DECRYPTION FAILED	Internal program error. Report to help desk.
00479	MESSAGE TOO LONG FOR COMPRESSION / ENCRYPTION	Internal program error. Report to help desk.
00480	MESSAGE TOO LONG FOR DECOMPRESSION / DECRYPTION	Internal program error. Report to help desk.
00501	NO CONNECTION TO CS	There is no connection to CS.
00502	MESSAGE COMMAND UNKNOWN	Internal program error. Report to help desk.
00505	CONVERSION BETWEEN FE AND BE MESSAGE FAILED	The conversion between front end and back end message failed.
00506	INVALID SERVICE NOTIFICATION	Invalid service notification.
00518	MESSAGE RECEIVED WHILE BESS UNAVAILABLE	Message received while BESS unavailable.
00519	NO APPLICATION PROCESS FOUND FOR PROVIDED REQUEST ID	There is no application process found for provided request ID.
00598	BACK END APPLICATION ERROR	Back end application error.
00599	BACK END ARCHITECTURE ERROR	Back end architecture error.

Xetra Exception Code	Xetra Exception Message	Description
00605	CANNOT LOAD DYNAMIC USIM LIBRARY	It is not possible to load dynamic usim library.
00650	SEQUENCE NUMBER FOR RETRANSMISSION REQUEST HAS NOT BEEN SENT YET	The sequence number for retransmission request has not been sent yet.
00651	SEQUENCE NUMBER FOR RETRANSMISSION REQUEST NOT AVAILABLE YET	MISS is recovering the requested broadcast messages.
00652	NO RESPONSE ON RETRANSMISSION REQUEST-INTERNAL ARCHITECTURE ERROR	There is no response on retransmission request-internal architecture error.
00653	REQUESTED STREAM UNKNOWN TO RETRANSMITTER	Requested stream unknown to retransmitter.
00654	INVALID SEQUENCE NUMBERS OR KEYDATCTRLBLC IN REQUEST	It is invalid sequence numbers or keydatctrlbhc in request.
00655	ERROR ON OPENING STATUS AND LOG FILES	Error on opening status and log files.
00656	CHANNEL LOST TO BESS XETRA MANAGER	Channel lost to BESS XETRA Manager.
00657	UNKNOWN MEMBER	Unknown member.
00658	INVALID ISIN	Invalid ISIN.
00659	MULTIPLE RESPONSE NOT POSSIBLE DUE TO MISS FAILOVER	Multiple response not possible due to MISS failover.
00801	TOO MANY APPLICATION STREAMS IN STARTUP SUBSCRIPTION LIST	There are too many application streams in startup subscription list.
00802	INVALID TYPE USED IN APPLICATION STREAM DEFINITION	Invalid type used in application stream definition.
00803	THERE IS NO VALID APPLICATION STREAM IN STARTUP SUBSCRIPTION LIST	There is no valid application stream in startup subscription list.

Xetra Exception Code	Xetra Exception Message	Description
00806	INVALID MEMBER-NODE MAPPING	Invalid member-node mapping.
00807	INACTIVE XETRA BROADCAST SERVER EXISTS IN DEVELOPMENT	Inactive Xetra broadcast server exists in development.
00808	MEMBER NOT AUTHORIZED TO SUBSCRIBE TO WANTED STREAM	Member not authorized to subscribe to wanted stream.
00809	SUBSCRIBER LIMIT FOR WANTED STREAM EXCEEDED	Subscriber limit for wanted stream exceeded.
00810	INVALID COMPLETION CODE PASSED BY BACK END APPLICATION	Internal program error. Report to help desk.
00811	BROADCAST FOR AN UNSUBSCRIBED STREAM CAPTURED	Broadcast for an unsubscribed stream captured.
00812	REQUEST COULD NOT BE PROCESSED ON BACK END	Request could not be processed on back end.
00813	ERROR PROCESSING MESSAGE	Error processing message.
00814	BROADCAST STREAM OUT OF SEQUENCE	Broadcast stream out of sequence.
00816	INVALID LENGTH	Invalid length.
00817	NON-NUMERIC DIGIT	Non-numeric digit.
00818	INVALID INDEX	Invalid index.
00820	EITHER INVALID ASK OR BID NUMBER	Either invalid ask or bid number.
00821	NOT SUBSCRIBED TO ANY STREAM	not subscribed to any stream.
00822	ACTIVE BROADCAST SERVER	Active broadcast server.
00823	UNSUCCESSFUL TRY TO TAKE OVER	Unsuccessful try to take over.
00824	INVALID ROB DATA LENGTH	Invalid rob data length.

Xetra Exception Code	Xetra Exception Message	Description
00826	"MARKET WINDOWS" CONTENT MAY BE OUTDATED	"Market windows" content may be outdated.
00827	DELAY TIME NOT FOUND	Delay time not found.
00828	INVALID ENTRY IN XETRAREF FILE	Invalid entry in xetraref file.
00829	INACTIVE BROADCAST SERVER	Inactive broadcast server.
00830	INVALID ISIX	Invalid isix.
00831	ROBS INCONSISTENT	Robs inconsistent.
04500	INSTRUMENT DOES NOT EXIST	The request can not be performed because the instrument does not exist.
04502	MEMBER ID IS NOT EXCHANGE	The requesting member is not allowed to perform this request.
04503	FIELD CONTAINS NON PRINTABLE CHARACTERS	Non-printable characters entered in alphanumeric field.
04504	INVALID BASIC ORDER TYPE	Entered order type is not valid. Valid entries are M, L depending on the limit entered. If the limit is zero it must be M.
04505	INVALID BUY / SELL INDICATOR	Buy / Sell indicator is not valid. Valid entries are either B, S or space (only for quote request entry).
04506	INVALID QUOTE QUANTITY	Entered quote quantity is not a valid number or is not equal to round lot quantity.
04507	INVALID LIMIT	Entered limit price is not a valid number or entered limit price failed tick-size validation.
04508	INVALID MEMBER INTERNAL ORDER NUMBER	An entered member-internal order number failed syntax validation or an entered order number is not numeric.



Xetra Exception Code	Xetra Exception Message	Description
04509	INVALID EXPIRY DATE	Entered expiry date is not a valid date or is not greater than or equal to today's date or is not less than today + 360 days.
04510	INVALID ORDER QUANTITY	Entered order quantity is not a valid number or is not equal to round lot quantity.
04511	INVALID USER ID	User ID failed syntax check.
04512	INVALID ACCOUNT TYPE	Account type is not equal to A, P, D, I, E, Q, or L.
04513	INVALID EXECUTION RESTRICTION TYPE	Execution restriction type is not equal to FOK, IOC or space.
04515	INVALID LIMIT PRICE BUY	Entered limit price is not a valid number or entered limit price failed tick-size validation.
04516	INVALID LIMIT PRICE SELL	Entered limit price is not a valid number or entered limit price failed tick-size validation.
04517	INVALID TRADING RESTRICTION TYPE	Entered trading restriction is not valid for trading model type. If the trading model type for an instrument is auction only or multiple auction then the trading restriction must be set to none.
04518	INVALID DATE	Entered date is not a valid date or entered min date is greater than entered max date.
04519	INVALID TIME	Entered time is not a valid time or entered min time is greater than entered max time.
04520	INVALID BUY / SELL LIMIT	Check whether limit price buy is less than limit price sell failed.
04521	INVALID FILTER LIMIT PRICE	Entered price failed syntax validation or entered price failed tick-size validation or entered min price is greater than entered max price.

Xetra Exception Code	Xetra Exception Message	Description
04522	INVALID ORDER NUMBER	Order number is not numeric.
04523	INVALID TRADER ID	Member branch ID failed syntax validation or member institution ID failed syntax validation or part.-subgroup failed syntax validation or part.-number failed syntax validation or entered part.-subgroup is not equal to subgroup of current user.
04524	INVALID ACCOUNT NUMBER	Account number is not equal to 1.
04525	SELL / BUY QUANTITY NOT EQUAL	Quote quantity sell is not equal to quote quantity buy.
04526	ERROR IN LOADING INSTRUMENT REFERENCE DATA	Instrument reference data could not be loaded.
04527	INVALID KEY DATA CONTROL BLOCK	Key for next inquiry is corrupt.
04528	INVALID INSTRUMENT LIST REQUEST	Incorrectly formatted request was submitted.
04529	INVALID TRANSACTION ID	Transaction ID does not exist.
04530	INSTRUMENT IS NO DESIGNATED SPONSOR INSTRUMENT	There is no Designated Sponsor assigned for this instrument.
04531	INVALID COUNTERPARTY	The entered counterpart is not a valid User ID.
04532	INVALID MEMBER ID	The entered Member ID is not a valid Member ID of the Xetra Trading System.
04533	INVALID CLEARING MEMBER ID	The entered Clearing Member ID is either not a valid Member ID of the Xetra Trading System or the Member is no Clearing Member.
04534	INVALID PRICE CURRENCY CODE	The entered Price Currency Code is not valid.
04535	INVALID EXCHANGE MEMBER	Exchange member does not exist.

Xetra Exception Code	Xetra Exception Message	Description
04536	INVALID QUOTE SPREAD	The entered quote spread is greater than the maximum spread allowed for that instrument.
04537	INVALID REQUEST DATA	General error code (request message body corrupted etc.).
04538	INVALID MODIFICATION OF ACCOUNT TYPE	The entered account type is either not a valid account type or the modification itself is not allowed. Valid account types are: "A", "D" or "P", "Q", "E", "I". Only modification from "A" to "P" and vice versa are allowed.
04539	DATE REQUIRED	Mandatory date field has not been entered.
04540	BEGIN TIME GREATER END TIME	The begin time must be less than the end time.
04541	INVALID RESOURCE ACCESS LEVEL	The entered Resource Access Levels are either not known by the system or not valid for the specific User ID. The Resource Access Level of a User can not exceed the Resource Access Level of its member.
04542	INVALID AGENT INDICATOR	Invalid request field Agent Indicator.
04543	INVALID SENIOR INDICATOR	Invalid request field Senior Indicator.
04544	INVALID PROPRIETARY INDICATOR	Invalid request field Proprietary Indicator.
04545	INVALID DESIGNATED SPONSOR INDICATOR	Invalid request field Designated Sponsor Indicator.
04546	ERROR READING TABLE01 - NO BUSINESS DATE FOUND	Required system data can not be retrieved.
04547	INVALID PRICE REASONABILITY FLAG	Invalid request field price reasonability flag.
04549	INVALID RESPONSE DATA	Response data contains invalid values.

Xetra Exception Code	Xetra Exception Message	Description
04550	INVALID NEWS SUBJECT	News subject contains invalid characters.
04551	INVALID NEWS MESSAGE	News message contains invalid characters.
04552	INVALID MAXIMUM ORDER QUANTITY	The entered Maximum Order Quantity is not valid.
04553	INVALID TRADER NAME	The entered Trader ID is not valid.
04554	REPORT ID IS INVALID	Report Maintenance: MS enters invalid report ID (BESS).
04555	INVALID REPORT NAME	Report Maintenance: MS enters invalid report name.
04556	INVALID REPORT FREQUENCY	Report Maintenance: MS enters invalid report frequency.
04557	INVALID REPORT MAINLINE	Report Maintenance: MS enters invalid report mainline.
04558	INVALID REPORT GROUP	Report Maintenance: MS enters invalid report group.
04559	INVALID REPORT CLEARING MEMBER TYPE	Report Maintenance: MS enters invalid report clearing member type.
04560	INVALID REPORT SELECTION INDICATOR	Report Maintenance: MS enters invalid report selection indicator.
04561	INVALID TEXT	Not all characters are allowed in text fields.
04562	INVALID PASSWORD	Invalid request field Password.
04563	INVALID TRANSACTION TYPE	Invalid request field transaction type.
04564	INVALID FEE PACKAGE TYPE	Invalid request field package type.
04565	INVALID FEE AMOUNT	Invalid request field fee amount.
04566	INVALID FEE AMOUNT FORMAT	Invalid request field fee amount format.
04567	INVALID FEE CAP	Invalid request field fee cap.
04568	INVALID FEE FLOOR	Invalid request field fee floor.

Xetra Exception Code	Xetra Exception Message	Description
04569	INVALID MAXIMUM SYSTEM USAGE	Maximum value exceeded.
04570	INVALID ACTION CODE	The supplied action code is not valid.
04571	INVALID COMBINATION OF ORDER RESTRICTIONS	The combination of order restrictions is not valid.
04572	EXECUTION RESTRICTION ONLY VALID WITH ORDERS GFD	Execution Restriction is only valid with good-for-day orders.
04574	DEFAULT TRADING SCHEDULE NOT DEFINED	A Default Trading Schedule is required and was not entered.
04575	INVALID CONTROL SEGMENT CODE	The control segment code entered is not valid.
04576	INVALID PRE-TRADING START TIME	The entered trading start time is not valid.
04577	INVALID POST-TRADING END TIME	The entered trading end time is not valid.
04578	INVALID VOLA INTERRUPTION DURATION	The entered vola interruption duration time is not valid.
04579	INVALID MARKET ORDER INTERRUPTION DURATION	The entered market order interruption duration time is not valid.
04580	INVALID DESIGNATED SPONSOR OBB DURATION	The entered Designated Sponsor order book balancing duration is not valid.
04581	INVALID WHOLE MARKET OBB DURATION	The entered market order book balancing duration is not valid.
04582	INVALID OPENING AUCTION CALL DURATION	The opening auction call duration is not valid.
04583	INVALID INTRA DAY AUCTION CALL DURATION	The intraday auction call duration entered is not valid.
04584	INVALID CLOSING AUCTION CALL DURATION	The entered auction call duration is invalid.
04585	INVALID AUCTION START TIME	The entered auction start time is not valid.

Xetra Exception Code	Xetra Exception Message	Description
04586	INVALID AUCTION LIST	At least one auction defined in the auction list is not valid.
04587	INVALID STOP LIMIT	The stop limit has not a valid tick size or incorrect syntax.
04588	INVALID COMBINATION OF STOP LIMIT AND EXECUTION RESTRICTION	Execution restriction is 'STP' but there is no stop limit or stop limit and no 'STP'.
04589	INVALID MAX DURATION RANDOM END	The entered maximum duration random end is invalid.
04590	INVALID AUCTION LOT INDICATOR	The entered auction lot indicator is invalid. It has to be 'R' or 'A'.
04591	INVALID MULTI ISIN COUNT	Multi ISIN count does exceed maximum possible value.
04592	INVALID GROUP CODE	The entered group code is not valid.
04593	INVALID GROUP TYPE	The entered group type is not valid.
04594	INVALID GROUP NAME	The entered group name is not valid.
04595	INVALID INSTRUMENT TYPE	The entered balancing duration is not valid.
04596	INVALID SWITCHING TRADING SCHEDULE CODE	The switching trading schedule code is invalid.
04597	INVALID SUBGROUP CODE	The entered subgroup code is not valid.
04598	INVALID TRADING MODEL TYPE CODE	The entered trading model type code is not valid.
04599	INVALID OPENING AUCTION	The start time of the opening auction is not valid.
04600	INVALID CLOSING AUCTION	The end time of the closing auction is not valid.
04601	INVALID SETTLEMENT ACCOUNT	The entered settlement account is not valid.
04602	INVALID SETTLEMENT PERIOD	The entered settlement period is not valid.

Xetra Exception Code	Xetra Exception Message	Description
04604	INVALID TRADE PRICE	The price is not a tick size or has invalid syntax.
04605	INVALID TRADE QUANTITY	The quantity is smaller than the minimum tradable unit or has invalid syntax.
04606	INVALID FAST MARKET INDICATOR	The entered fast market indicator is not valid.
04607	ERROR IN LOADING AUTHORIZATION DATA	Authorization data are not available during startup.
04608	STARTING NUMBER OUT OF RANGE	Maximum range for numeric value exceeded.
04609	TOTAL NUMBER DESIRED OUT OF RANGE	Maximum range for numeric value exceeded.
04610	INVALID BIT CALL	Wrong parameters formatted for call to internal library.
04611	DUPLICATE REQUEST ITEM	Duplicate request items are not allowed.
04612	INVALID RESUBMISSION NUMBER	The resubmission number is not a valid number.
04613	INVALID LIMIT CHANGE	Limit change failed.
04614	INVALID DUPLICATE REQUEST FLAG	Duplicate request flag for resubmission not allowed.
04615	INVALID TRADE REVERSAL FILTER INDICATOR	Invalid value entered for trade filter.
04616	INVALID QUOTE DELETION	Quote deletion not supported.
04617	QUOTE CANNOT BE PROCESSED BY THIS CHANNEL	An market maker / issuer quote has been submitted for the incorrect channel.
04619	INVALID START TIME OF CONTINUOUS AUCTION	Start time of continuous auction trading is not valid.
04620	INVALID END TIME OF CONTINUOUS AUCTION	End time of continuous auction trading is not valid.
04621	INVALID EXT AUCTION CALL DURATION	Incorrect value entered for field.

Xetra Exception Code	Xetra Exception Message	Description
04622	INVALID ISSUER INDICATOR	Issuer indicator entered not valid.
04623	INVALID LIQUIDITY PROVIDER INDICATOR	Liquidity provider indicator entered not valid.
04624	LICENSE REQUIRED FOR QUOTE MAINTENANCE	Quotation provider license required.
04626	QUOTE ONLY TURNED INTO A PUBLIC QUOTE	Quote only turned into a public quote.
04627	QUOTE REQUEST ENTRY NOT ALLOWED FOR INSTRUMENTS TRADED IN CONT. AUCTION	Quote request entry not allowed for instruments traded in continuous auction.
04628	QUOTE REQUEST INQUIRY NOT ALLOWED FOR INSTRUMENTS TRADED IN CONT. AUCTION	Quote request inquiry not allowed for instruments traded in continuous auction.
04629	CANNOT ENTER (PUBLIC) QUOTE DURING THIS TRADING PHASE	Trading phase not valid for entry of quote.
04630	INVALID SETTLEMENT CODE	The entered settlement code is not valid.
04631	INVALID ISSUER MEMBER ID	The entered issuer member ID is not valid.
04632	INVALID WARRANT CATEGORY	The entered warrant category is not valid.
04633	INVALID WARRANT TYPE	The entered warrant type is not valid.
04634	INVALID STRIKE PRICE	The entered strike price is not valid.
04635	INVALID UNDERLYING	The entered underlying is not valid.
04636	INVALID COMBINATION OF ORDER TYPE AND LIMIT	Either a limit is entered for an order type which has no limit (M,T) or no limit is entered for an order type with limit (L,I).
04637	INVALID COMBINATION OF ORDER TYPE AND PEAK QUANTITY	A peak quantity is entered for an order type with no peak (M,L,T).



Xetra Exception Code	Xetra Exception Message	Description
04638	INVALID PEAK QUANTITY	No peak quantity or an invalid peak quantity is entered for order type I.
04639	INVALID COMBINATION OF ORDER TYPE AND INSTRUMENT	The entered order type is not allowed for that instrument as described in the instrument reference data.
04640	INVALID COMBINATION OF ORDER TYPE AND TRADING RESTRICTION	For the order types I or T a trading restriction is entered.
04641	INVALID COMBINATION OF ORDER TYPE AND EXECUTION RESTRICTION	For the order type I an execution restriction is entered.
04642	QUANTITY IS NOT ROUND LOT	For the order type I an odd lot quantity is entered.
04643	INVALID COMBINATION OF ORDER TYPE AND VALIDITY CONSTRAINT	For the order type I the validity GFD is not entered.
04644	ORDER QUANTITY IS LESS THAN PEAK QUANTITY	For the order type I the order quantity is less than the peak quantity.
04645	PEAK QUANTITY IS LESS THAN MINIMUM PEAK QUANTITY	For the order type I the peak quantity is less than the minimum peak quantity of the instrument reference data.
04646	ORDER QUANTITY IS LESS THAN MINIMUM ICEBERG QUANTITY	For the order type I the quantity is less than the minimum iceberg quantity of the instrument reference data.
04647	INVALID PTA FLAG	Post trade anonymity flag cannot contain values other than 'Y' and 'N'.
04648	INVALID ORDER TYPE INDICATOR	Order type indicators for the different order types cannot contain values other than 'Y' and 'N'.
04649	INVALID MINIMUM ICEBERG QUANTITY	Minimum iceberg quantity has to be a valid numeric number.
04650	INVALID MINIMUM PEAK SIZE	Minimum peak size has to be a valid numeric number.

Xetra Exception Code	Xetra Exception Message	Description
04651	INVALID MAXIMUM ORDER VALUE	The entered value is not numeric or less than zero.
04652	INVALID BOND INTEREST RATE	The entered bond interest rate is not numeric or the minimum interest rate is not less than the maximum interest rate.
04653	INVALID EXCHANGE ID	The entered exchange ID contains non-printable characters.
04654	INVALID SUBTYPE CODE	The entered subtype code contains non-printable characters.
04655	INVALID MATURITY DATE	The entered maturity date is not a date or minimum date is not less than maximum date.
04656	INVALID BOND ISSUER	The entered bond issuer contains non-printable characters.
04657	INVALID MIDPOINT VALIDITY DURATION	The duration of the midpoint validity is incorrect.
04658	INVALID MAXIMUM MATCHING RANGE VALIDITY DURATION	The duration of the matching range validity is incorrect.
04659	INVALID CROSSING PERIOD START	The start time of a crossing period overlaps another start time.
04660	QUOTE REQUEST ENTRY NOT ALLOWED FOR ISSUER	The quote request entered is not allowed for this issuer.
04661	OTC TRADES NOT ALLOWED FOR INSTRUMENT TYPE	OTC trades are not allowed for this instrument type.
04662	TRADE MODIFICATION NOT ALLOWED FOR INSTRUMENT TYPE	It is not allowed to modify a trade for this instrument type.
04663	INVALID SETTLEMENT LOCATION	The settlement location is not valid.
04664	INVALID END-OF-DAY AUCTION CALL DURATION	Invalid end-of-day auction call duration.
04665	INVALID AUCTION TYPE	Invalid auction type.

Xetra Exception Code	Xetra Exception Message	Description
04666	INTRADAY CLOSING AUCTION MUST BE SCHEDULED	The intraday closing auction must be scheduled.
04667	INVALID NETTING TYPE	Invalid netting type.
04668	INVALID NETTING SUFFIX NUMBER	Invalid netting suffix number.
04669	INVALID EXECUTION CODE	Invalid execution code.
04671	INVALID INQUIRE TRADE RATIO	It is invalid inquire trade ratio.
04672	INVALID APPLICATION ID	It is invalid application ID.
04673	INVALID GIVE UP INDICATOR FLAG	Give up indicator flag is invalid.
04674	INVALID CONTRACT UNIT	Contract unit is invalid.
04675	INVALID REPO TYPE	Repo type is invalid.
04676	INVALID SETTLEMENT AMOUNT	Settlement amount is invalid.
04677	INVALID REPO INT TYPE	The repo interest type is invalid.
04678	EXT TRADE NUMBER HAS WRONG FORMAT	The trade number of an external trade has a wrong format.
04679	INVALID EXTERNAL TRADING LOCATION	The location of the external trade is invalid.
04680	INVALID EXTERNAL SETTLEMENT DATE	The settlement date of an external trade is invalid.
04681	EXTERNAL TRADE LINK HAS WRONG FORMAT	The link of an external trade has a wrong format.
04682	INVALID USER CLASS INDICATOR	The user class indicator is invalid.
04683	INVALID BEST BID / BEST ASK PRICE	The BEST bid / ask price is invalid.
04684	BEST FIELDS ONLY ALLOWED FOR BEST QUOTES	Entering data in the BEST fields of the quote entry is only allowed for BEST quotes.
04685	INVALID BEST RESERVE QUANTITY	The reserve quantity of a BEST quote is invalid.

Xetra Exception Code	Xetra Exception Message	Description
04686	INVALID BEST BID / BEST ASK BOUNDARY PRICE	The boundary price for BEST bid / ask is invalid.
04687	UNREASONABLE COMBINATION OF BOUNDARY PRICES WITH BEST BID / ASK PRICES	The combination of BEST bid / ask prices and the according boundary prices is unreasonable.
04688	INVALID BEST EXECUTOR ID	The BEST executor ID entered in the Order Entry is invalid.
04689	INVALID LICENSE TYPE	The entered license type is invalid.
04690	INVALID LIQUIDITY MANAGER INDICATOR	The LM indicator, sent from the front end, is invalid.
04691	INVALID BEST EXECUTOR INDICATOR	The BE indicator, sent from the front end, is invalid.
04692	BEST EXECUTOR FOR EQUITIES ONLY	The BEST Executor license can be assigned to equities only.
04693	INVALID TRADE TYPE	The trade type entered is invalid.
04694	INVALID BOND YIELD TRADE INDICATOR	The bond yield trade indicator is invalid
04695	INVALID REFERENCE PRICE	The reference price is invalid.
04696	FILTER LIMITS PROVIDED FOR BOTH PRICE AND YIELD-TRADABLE INSTRUMENTS	Filter limits are provided for both price and yield tradable instruments.
04697	ENERGY PRICES ARE NOT INCREASING	Energy prices are not increasing.
04698	ENERGY QUANTITIES ARE NOT DECREASING	Energy quantities are not decreasing.
04699	DIFFERENT NON-NULL QUANTITIES	Different non-null quantities.
04700	TWO NON-NULL QUANTITIES REQUIRED	Two non-null quantities are required.
04701	AT LEAST TWO PRICE-QUANTITY RECORDS ARE REQUIRED	At least two price quantity records are required.
04702	NO ASSIGNMENT FOR TRADER	There is no assignment for trader.

Xetra Exception Code	Xetra Exception Message	Description
04703	INVALID STREAM GROUP	The stream group is invalid.
04704	INVALID BACKEND MESSAGE LENGTH	The backend message length is invalid.
04705	ORDERBOOK RECOVERY REQUEST EXPIRED	The request for Orderbook recovery has expired.
04706	INVALID COMBINATION OF AMND CONF IND AND TRD OTC RPT IND FIELDS	Invalid combination of amend/confirm indicator and trade OTC report indicator fields.
04707	BUSY: TXN REJECTED. TRY AGAIN	Busy: Transaction rejected. Try again.
04708	DISCRETIONARY RANGE MUST BE POSITIVE FOR BUY ORDERS	Discretionary range must be positive for buy orders.
04709	DISCRETIONARY RANGE MUST BE NEGATIVE FOR SELL ORDERS	Discretionary range must be negative for sell orders.
04710	INSTRUMENT IS FROM DIFFERENT SET	Instrument is from different set.
04711	STRIKE EXE PRC IS NOT ALLOWED IN COMBINATION WITH THE GIVEN ORDER TYPE	Strike execution price is not allowed in combination with the given order type.
04712	STRIKE EXE PRC SHOULD BE HIGHER THAN LIMIT PRICE FOR SELL ORDER	Strike execution price should be higher than limit price for sell order.
04713	STRIKE EXE PRC SHOULD BE LOWER THAN LIMIT PRICE FOR BUY ORDER	Strike execution price should be lower than limit price for buy order.
04714	MMP SETTINGS NOT ALLOWED FOR GIVEN INS GRP	Market Maker Protection settings not allowed for given instrument group.
06000	INVALID MEMORY ADDRESS	Internal memory error.
06009	INSTRUMENT DOES NOT EXIST	An instrument ID or an instrument does not exist or is passive.
06010	INVALID ROW INDEX	Unexpected index was calculated.

Xetra Exception Code	Xetra Exception Message	Description
06011	INVALID BUY / SELL INDICATOR	Invalid buy / sell indicator was entered.
06013	INVALID SUBJECT NAME	Invalid subject name supplied.
06014	INVALID BACK END SUBSYSTEM	Attempt to rout to an unknown BESS.
06015	CANNOT READ / WRITE THE PROFILE	Internal error: please refer to the help desk.
06016	CANNOT READ / WRITE THE DEFAULT INSTRUMENT	Internal error: please refer to the help desk.
06017	INSTRUMENT PROFILE PROBLEM	Internal error: please refer to the help desk.
06018	INVALID PROFILE	Internal error: please refer to the help desk.
06019	MAXIMUM NUMBER OF PROFILE ENTRIES EXCEEDED	Instrument Profile size is limited to 500 Instruments. This limit is reached.
06030	INSTRUMENT SUSPENDED	An entry was made for a suspended instrument.
06031	EMPTY INSTRUMENT ID	Mandatory instrument ID field was not filled.
06032	INVALID INITIAL WINDOW CONFIGURATION	A version conflict in a window configuration occurred.
06033	ERROR IN CONFIGURATION CONTEXT	The window configuration was corrupted.
06034	INVALID CONTEXT	Invalid context information was passed in request.
06035	INVALID ACTION	Invalid action code was passed in request.
06041	NEW PASSWORD MUST DIFFER FROM OLD	The old and new password were identical.
06042	INVALID PASSWORD	The password was invalid for this user ID.
06043	INVALID USER ID	The user ID was unknown to the Xetra Technical Services.

Xetra Exception Code	Xetra Exception Message	Description
06046	XETRA CONNECTION CLOSED	The connection to the Xetra service was terminated.
06048	VALUES CONNECTION FAILED	Connection to VALUES API was not successful.
06049	VALUES CONNECTION ERROR	Error occurred during connection to VALUES API.
06053	INSTRUMENT HAS TRANSACTIONS PENDING	Internal information: waiting for broadcast bond market overview.
06055	PLEASE CHOOSE A ROW	Select a row in the current window.
06056	PLEASE CHOOSE AN INSTRUMENT	Select a valid instrument in the current window.
06057	PLEASE CHOOSE A FILTER	Select a filter in the current window.
06059	MAXIMUM NUMBER OF PROFILES REACHED	The maximum number of own user profile files was reached.
06064	INVALID QUANTITY	An invalid quantity was selected for that offer.
06065	PARALLEL DELETION OCCURRED	The order was already deleted.
06067	PROFILE NAME ALREADY EXISTS	No duplicated profile file names were allowed.
06068	DUPLICATE ENTRIES REJECTED	Duplicated instruments in the profile file were not added to the profile file.
06069	WRONG ENVIRONMENT NUMBER	The environment numbers within the profile file and the <i>Xetra System Configuration File</i> differ.
06071	UNSUBSCRIBE INSTRUMENT STATE	Instrument state broadcast was unsubscribed.
06072	PROFILE SUCCESSFULLY MODIFIED	Profile modification successfully done.
06087	EXTENDED AUCTION CALL	Extended Auction Call.
06088	RETRIEVED PROFILE DOES NO LONGER EXIST.	Profile has been deleted while window was open.

Xetra Exception Code	Xetra Exception Message	Description
06089	NO FILTER SELECTED	Overview windows require a filter to be selected.
06090	NO ROW SELECTED	No row was selected for the desired action.
06091	CURRENT PROFILE IS EMPTY	Profiles may not be empty.
06092	ARCHITECTURE NOT AVAILABLE ANYMORE	Architecture went down and application will be shut down.
06093	XETRA BACK END NOT AVAILABLE	No connection to the Xetra back end.
06094	NO DATA MATCHING SELECTION CRITERIA	No record could be found.
06095	EXTENDED VOLATILITY INTERRUPTION	Extended volatility interruption occurred during trading phase.
06096	VOLATILITY INTERRUPTION	Volatility interruption occurred during trading phase.
06097	MARKET ORDER INTERRUPTION	Market order interruption occurred during trading phase.
06098	INSTRUMENT IS NOT ASSIGNED	Only assigned instruments may be traded or inquired.
06099	XETRA LOGIN FAILED FOR AT LEAST ONE SELECTED EXCHANGE	Login request to Xetra for at least one exchange was not successful.
06100	DATE CANNOT BE LESS THAN TODAY OR GREATER THAN 360 DAYS	An order can only be entered / modified with a validity constraint that is between today's date and today's date plus 360 days including today.
06101	ASK LIMIT MUST BE HIGHER THAN BID LIMIT	For quotes and double sided orders the ask limit must be greater than the bid limit.
06102	UNEXPECTED INQUIRY RESPONSE	A response was received out of sequence.
06103	XETRA LOGIN PENDING REQUESTS	No login possible while already trying to login.



Xetra Exception Code	Xetra Exception Message	Description
06104	PASSWORD CHANGED SUCCESSFULLY	Password was changed successfully.
06105	NO VALID INSTRUMENT OR PROFILE SELECTION	Invalid instrument or profile selected for request.
06106	INSTRUMENT IS NOT INTERNAL	An invalid action was attempted on an external instrument.
06107	OPEN OTC TRADE SUCCESSFULLY ENTERED	Open OTC trade was successfully entered.
06108	OPEN OTC TRADE SUCCESSFULLY DELETED	Open OTC trade was successfully deleted.
06109	OPEN OTC TRADE SUCCESSFULLY APPROVED	Open OTC trade was successfully approved and became a trade.
06110	BROADCAST RETRANSMISSION NOT AVAILABLE	Technical service Broadcast Retransmission not available.
06111	CONTINUOUS AUCTION SERVICE NOT AVAILABLE	Technical service Continuous Auction not available.
06112	BROADCAST RETRANSMISSION LOGIN FAILED	Login to technical service Broadcast Retransmission failed.
06113	CONTINUOUS AUCTION SERVICE LOGIN FAILED	Login to technical service continuous auction failed.
06114	BROADCAST RETRANSMISSION LOGOUT FAILED	Logout from technical service Broadcast Retransmission failed.
06115	CONTINUOUS AUCTION SERVICE LOGOUT FAILED	Logout from technical service continuous auction failed.
06116	CANNOT PROCESS QUOTE FOR ACCOUNT TYPE ISSUER	Quote processing not possible because trader is not market maker / issuer or continuous auction service not started.
06117	CANNOT ENTER QUOTE FOR ACCOUNT TYPE ISSUER	Quote entry not possible because trader is not market maker / issuer or continuous auction service not started.

Xetra Exception Code	Xetra Exception Message	Description
06118	CANNOT INQUIRE QUOTE FOR ACCOUNT TYPE ISSUER	Quote inquiry not possible because trader is not market maker / issuer or continuous auction service not started.
06119	EXTENDED VOLATILITY INTERRUPTION IS FROZEN	Extended Volatility Interruption is frozen.
06120	INSTRUMENT PROFILE CORRUPTED	One or more errors occurred during profile rebuilding.
06121	XETRA LOGIN FAILED	Xetra login failed.
06200	ORDER DELETED	Order has been deleted.
06201	QUOTE DELETED	Quote has been deleted.
06202	QUOTE ASK SIDE DELETED	Ask side of a quote has been deleted.
06203	QUOTE BIDE SIDE DELETED	Bid side of a quote has been deleted.
06204	RECEIVED INVALID UNSUBSCRIBE REQUEST FOR INSIDE MARKET	Unsubscription request failed.
06205	RECEIVED UNEXPECTED INSIDE MARKET INQUIRY RESPONSE	Unexpected response was received after inside market inquiry.
06206	RECEIVED UNEXPECTED INSIDE MARKET BROADCAST	Unexpected broadcast was received after subscription to public broadcast.
06207	NO ROW CONTEXT FOR SELECTED ROW	Internal program error. Report to help desk.
06208	ASK LIMIT MUST BE HIGHER THAN BID LIMIT	The bid limit must be less than the ask limit of a quote.
06209	NO ORDERS MATCHING SELECTION CRITERIA	No orders match applied filter criteria.
06210	NO QUOTE SELECTED	No quote was selected to perform action.
06211	NO QUOTES MATCHING SELECTION CRITERIA	No quotes match applied filter criteria.

Xetra Exception Code	Xetra Exception Message	Description
06212	AVERAGE PRICE CANNOT BE CALCULATED FOR MULTIPLE INSTRUMENTS	Select only rows for one instrument to calculate average price.
06213	AVERAGE PRICE CALCULATION IN PROGRESS	Processing calculation.
06214	AVERAGE PRICE CALCULATION SUCCESSFULLY CANCELLED	Average price calculation cancelled.
06215	INVALID COMBINATION OF STOP LIMIT AND EXECUTION RESTRICTION	There is a stop limit but no execution restriction 'STP' or 'STP' but no stop limit.
06216	HELD ORDER / QUOTES OUT OF SYNC	The held orders / quotes displayed in the window do not show the actual state of the system. A reinquiry shows the correct situation.
06217	ORDER IS ALREADY HELD	Tried to hold an already held order.
06218	QUOTE IS ALREADY HELD	Tried to hold an already held quote.
06219	DO YOU REALLY WANT TO DELETE ALL ORDERS ACCORDING TO FILTER SETTINGS?	Confirmation required.
06220	DO YOU REALLY WANT TO HOLD ALL ORDERS ACCORDING TO FILTER SETTINGS?	Confirmation required.
06221	DO YOU REALLY WANT TO RELEASE ALL ORDERS ACCORDING TO FILTER SETTINGS?	Confirmation required.
06222	ORDER CONFIRMATION DATA MAY BE OUTDATED	The data displayed in OOO or TI might be outdated. Re inquiry shows the correct situation.
06223	QUOTE CONFIRMATION DATA MAY BE OUTDATED	The data displayed in OQO or TI might be outdated. Re inquiry shows the correct situation.

Xetra Exception Code	Xetra Exception Message	Description
06224	DESIGNATED SPONSOR QUOTE REQUEST DATA MAY BE OUTDATED	The data displayed in QRO might be outdated.
06225	MAXIMUM ORDER QUANTITY WAS EXCEEDED	The entered quantity is bigger than the maximum order quantity.
06226	BUY QUANTITY EXCEEDED THE MAXIMUM ORDER QUANTITY	The entered buy quantity is bigger than the maximum order quantity.
06227	SELL QUANTITY EXCEEDED THE MAXIMUM ORDER QUANTITY	The entered sell quantity is bigger than the maximum order quantity.
06228	ORDER / QUOTE CURRENTLY PROCESSED	A processing request for this order / quote is currently pending.
06229	DO YOU REALLY WANT TO DELETE ALL QUOTES ACCORDING TO FILTER SETTINGS?	Confirmation required.
06230	DO YOU REALLY WANT TO HOLD ALL QUOTES ACCORDING TO FILTER SETTINGS?	Confirmation required.
06231	DO YOU REALLY WANT TO RELEASE ALL QUOTES ACCORDING TO FILTER SETTINGS?	Confirmation required.
06232	ADJUSTMENT SUCCESSFULLY COMPLETED	Adjustment request was successfully processed.
06233	ONLY EQUITIES ARE ALLOWED	The requested action is only supported for equities.
06234	OTC CONFIRMATION DATA MAY BE OUTDATED	OTC confirmation data may be outdated.
06235	INVALID TRADER ID FOR EXCHANGE	Invalid trader ID for exchange.
06500	DIFFERENT CURRENCIES SELECTED	Unable to process the request in more than one currency.

Xetra Exception Code	Xetra Exception Message	Description
06800	TRADE SUCCESSFULLY UPDATED	The trade was successfully modified.
06801	YOU ARE NOT ALLOWED TO RECEIVE ANY REPORTS	The list of reports you are allowed to get is empty.
06802	CHANGE TO REPORT SELECTION SUCCESSFUL	Report selection successfully changed.
06803	USER SUCCESSFULLY ADDED	New user was created.
06804	USER SUCCESSFULLY MODIFIED	User was modified.
06805	USER SUCCESSFULLY DELETED	User was deleted.
06806	NO CHANGE TO REPORT SELECTION REQUESTED	Request without changes was submitted.
06807	AVERAGE PRICE CANNOT BE CALCULATED FOR MULTIPLE INSTRUMENTS	Unable to process the calculation request with more than one instrument.
06808	AVERAGE PRICE CALCULATION IN PROGRESS	Unable to start another calculation until the average price calculation is completed.
06809	AVERAGE PRICE CALCULATION SUCCESSFULLY CANCELLED	The average price calculation is cancelled successfully.
06810	ACCUMULATED FEES CANNOT BE CALCULATED FOR MULTIPLE CURRENCIES	Unable to process the calculate request in more than one currency.
06816	TRADE UNDESIGNATED SUCCESSFULLY	The trade was undesignated successfully.
06818	AT LEAST ONE TRANSACTION COULD NOT BE PROCESSED SUCCESSFULLY	At least one transaction could not be processed successfully.
07520	SUBSCRIPTION ADMIN ITEM NOT FOUND	Internal program error. Report to help desk.
07521	SUBSCRIPTION ADMIN COUNTER NOT FOUND	Invalid counter passed for subscription list item.

Xetra Exception Code	Xetra Exception Message	Description
07522	SUBSCRIPTION ADMIN INVALID VALUES HANDLER	Internal program error. Report to help desk.
07523	SUBSCRIPTION ADMIN ITEM ALREADY EXISTS	Internal program error. Report to help desk.
07524	SUBSCRIPTION ADMIN NOT LAST VIEW OBJECT	Internal program error. Report to help desk.
07525	SUBSCRIPTION ADMIN WRONG VIEW OBJECT NUMBER	Internal program error. Report to help desk.
07526	REQUEST TO BACK END IS PENDING	Attempt to resubmit request while response is still pending.
07527	NO ROWS MATCH FILTER CRITERIA	No data was found matching the entered filter criteria.
07529	QUOTE ENTRY REJECTED BECAUSE NO CROSSED BOOK	Quote entry not possible since book is not crossed.
07531	NO OPEN OTC TRADES FOUND	There is not founded any OTC trades.
08261	OTC TRADE SUCCESSFULLY ENTERED	Successfully entered the OTC trades.
08262	INSTRUMENT SUCCESSFULLY ADDED	Instrument successfully added to the profile or instrument group.
08263	INSTRUMENT ASSIGNED SUCCESSFULLY MODIFIED	Instrument assignment request successfully processed.
08264	INSTRUMENT SUCCESSFULLY DELETED	Instrument successfully deleted from the profile or instrument group.
08265	RESOURCE ACCESS LEVEL SUCCESSFULLY MODIFIED	All resource access level modifications were accepted.
08266	SOME RESOURCE ACCESS LEVELS WERE NOT MODIFIED	Some resource levels may not be changed by the user. Does not affect other changes made.
08267	NO INSTRUMENTS ASSIGNED	User has no instruments assigned for trading.
08268	SUCCESSFULLY LOGGED IN	Login request is successful.
08269	SUCCESSFULLY LOGGED OUT	Logout request is successful.

Xetra Exception Code	Xetra Exception Message	Description
08270	INSTRUMENT SUCCESSFULLY ADDED	Instrument successfully added to the profile or instrument group.
08271	INSTRUMENT SUCCESSFULLY DELETED	Instrument successfully deleted from the profile or instrument group.
08272	PROFILE SUCCESSFULLY ADDED	The new profile is created.
08273	PROFILE SUCCESSFULLY DELETED	The old profile is removed.
08274	UNABLE TO SETUP LISTBOX FOR EQUITIES / BONDS / WARRANTS	Error in list box processing.
08275	INVALID INSTRUMENT TYPE	The entered instrument type is invalid.
08276	UNABLE TO FILTER BONDS FOR MATURITY DATE	Filtering of bonds for specified maturity date not successful.
08277	INVALID INSTRUMENT GROUP	The entered instrument group is invalid.
08278	UNABLE TO SETUP MULTI ISIN INQUIRY REQUEST	Internal error while creating the current ISIN list out of the complete ISIN list.
08279	INVALID MULTI ISIN INQUIRY REQUEST	Internal error: Current ISIN list is empty or index is corrupted.
08280	NO INSTRUMENT IN GROUP	No instruments can be found in the specified group.
08281	NO DESTINATION GROUP	No destination group specified.
08282	NO DEFAULT GROUP	No default group was specified.
08293	INSTRUMENT GROUP SUCCESSFULLY ADDED	Instrument group successfully added.
08294	INSTRUMENT GROUP SUCCESSFULLY DELETED	Instrument group successfully deleted.
08295	INSTRUMENT GROUP SUCCESSFULLY MODIFIED	Instrument group successfully modified.

Xetra Exception Code	Xetra Exception Message	Description
08296	INSTRUMENT SUCCESSFULLY MOVED	An instrument has been moved successfully from one group to another one.
08297	MATURITY FILTER CRITERION IGNORED	It is possible to specify a maturity date filter for equities. However, this filter is ignored.
08298	YIELD FILTER CRITERION IGNORED	Yield filter criterion was ignored for retrieved data.
08299	INVALID MATURITY DATE	Invalid maturity date was entered.
08300	INVALID FILTER CRITERION	The entered filter criteria is not valid.
08330	APPROVAL DENIED	Requested approval was denied.
08400	INVALID YIELD FILTER	Invalid yield filter criteria entered.
08401	INSTRUMENT WATCH DOES NOT EXIST	Not existing instrument watch was specified.
08402	INVALID VALUE ENTERED	Incorrect value entered.
08403	INSTRUMENT WATCH SUCCESSFULLY ADDED	Instrument watch successfully added.
08404	INSTRUMENT WATCH SUCCESSFULLY REMOVED	Instrument watch successfully removed.
08405	INSTRUMENT WATCH SUCCESSFULLY MODIFIED	Instrument watch successfully modified.
08406	INSTRUMENT WATCH SUCCESSFULLY ACTIVATED	Instrument watch successfully activated.
08407	INSTRUMENT WATCH SUCCESSFULLY DEACTIVATED	Instrument watch successfully deactivated.
08408	EXCEEDED NUMBER OF WATCHES PER INSTRUMENT	The number of instrument watches per instrument is reached.
08409	EXCEEDED NUMBER OF TOTAL WATCHES	The maximum number of instrument watches was exceeded.
08410	NO INSTRUMENT GROUP ASSIGNED	No instrument group assigned to the entered subgroup.
08411	NO DESIGNATED SPONSOR LICENSE	User is not a Designated Sponsor.



Xetra Exception Code	Xetra Exception Message	Description
08412	MAXIMUM ORDER QUANTITY SUCCESSFULLY MODIFIED	Maximum order quantity successfully modified.
08413	INVALID CONTROL SEGMENT	Entered control segment is invalid.
08414	UNABLE TO INQUIRE LIST OF ALL INSTRUMENTS	Not all instruments were retrieved.
08415	FAST MARKET	Fast market was set for the instrument type.
08416	NO YIELD AVAILABLE FOR HISTORIC TRADES	Yield cannot be used as filter criteria for historic trades.
08417	XETRA BACK END AVAILABLE	Xetra back end available.
08418	INVALID EXTENDED VOLA FACTOR	The entered extended vola factor is invalid.
08419	BROADCAST RETRANSMISSION AVAILABLE	Technical service broadcast retransmission available.
08420	CONTINUOUS AUCTION SERVICE AVAILABLE	Technical service continuous auction available.
08421	PUBLIC QUOTE SUCCESSFULLY ENTERED	Public quote successfully entered.
08422	MATCHING RANGE SUCCESSFULLY ENTERED	Matching range successfully entered.
08423	DO YOU REALLY WANT TO SUSPEND ALL WARRANTS FOR THIS UNDERLYING?	Message appears if an underlying of a warrant should be suspended.
08424	CLOSING CROSSING CALL STARTED	The closing crossing class has been started.
08426	INSTRUMENT IS NOT AN EQUITY	Message appears if the chosen instrument for a BEST order is not an equity.
9999	UNKNOWN APPLICATION ERROR	Unknown application error.
10000	SUCCESSFULLY PROCESSED	Log of an event.

Xetra Exception Code	Xetra Exception Message	Description
10030	INVALID MEMBER ID ENTRY	Action is not allowed for the entered member, e.g. change of the member instrument assignment for the member exchange.
10040	RELATIONSHIP DOES NOT EXIST	The relationship entered does not exist.
10325	INVALID ACTION CODE	The action code entered is not valid.
10330	INVALID MEMBER DEVICE	The node number from which the transaction has been initiated is not valid for the acting member.
10393	SUBMITTER HAS NOT DESIGNATED SPONSOR LICENSE FOR THIS INSTRUMENT	Designated Sponsor license is required for that request.
10394	SUBMITTER MUST NOT BE A DESIGNATED SPONSOR FOR THIS INSTRUMENT	Submitter must not be a Designated Sponsor for this instrument.
10396	MAXIMUM ORDER VALUE WAS EXCEEDED	Maximum order value was exceeded.
10397	BUY QUANTITY EXCEEDED THE MAXIMUM ORDER QUANTITY	Buy quantity greater than maximum order quantity is not allowed.
10398	SELL QUANTITY EXCEEDED THE MAXIMUM ORDER QUANTITY	Sell quantity greater than maximum order quantity is not allowed.
10399	ON-BEHALF-OF MEMBER OR COUNTERPARTY HAS NO ASSIGNMENT	Assignment of counterparty or on behalf of member is missing.
10409	ASSIGN NODE NUMBERS BEFORE SETTING TO ACTIVE	Node numbers are not assigned before the member status is set to active.
10500	DUPLICATE RECORD	The requested transaction can not be performed, because the data already exists.
10510	RECORD NOT FOUND	The data can not be found.
10517	INVALID USER ID ENTRY	User not recognized.

Xetra Exception Code	Xetra Exception Message	Description
10545	PROCESSING TERMINATED - RECORD LOCKED BY ANOTHER USER	The specific record can not be accessed in write or update mode, if it is accessed by another user.
10602	THIS API CALL IS NOT SUPPORTED ANYMORE	This API call is not supported anymore.
10620	NO MORE RECORDS IN ORDER BOOK	Record not found in order book.
10628	PASSWORD EXPIRED	The password has expired.
10631	NEW PASSWORD EQUALS PREVIOUS PASSWORD	The new password is the same as the old password.
10697	MEMBER MUST BE SUSPENDED AND INACTIVE FOR DELETION	A member must be set to status: suspended and inactive to be deleted.
10785	UPDATE REFUSED - OUTSTANDING ACTIVE RELATIONSHIP WITH A NCM	Update action is denied due to an outstanding active relationship with a NCM.
10787	UPDATE REFUSED - OUTSTANDING PENDING CLG-MBG CHANGE TO NCM	Update action is denied due to an outstanding pending CLG-MBG change to NCM.
10789	UPDATE REFUSED - OUTSTANDING PENDING EXC-MBR CHANGE TO NCM	Update action is denied due to an outstanding pending EXC-MBR change to NCM.
10791	UPDATE REFUSED - OUTSTANDING PENDING EXC-MBR CHANGE TO CM	Update action is denied due to an outstanding pending EXC-MBR change to CM.
10793	UPDATE REFUSED - OUTSTANDING PENDING RELATIONSHIP WITH A NCM	Update action is denied due to an outstanding pending relationship with a NCM.
10870	NO USER SETUP PROFILE ON THIS PARTICIPANT	For the entered user no setup profile is available.
10880	RESOURCE PRIVILEGE DENIED - MEMBER STATUS IS INACTIVE	The specific resource privilege is not valid for the entered Member ID, because the member is set to inactive. Inactive members (and their traders) have restricted access.

Xetra Exception Code	Xetra Exception Message	Description
10881	RESOURCE PRIVILEGE DENIED - MEMBER STATUS IS ACTIVE	The specific resource privilege is not valid for the entered Member ID, because the member is set to active. Active members (and their traders) have restricted access.
10882	RESOURCE PRIVILEGE DENIED - TRADER STATUS IS INACTIVE	Inactive traders can only perform maintenance functions.
10890	RESOURCE PRIVILEGE DENIED - MEMBER STATUS IS SUSPENDED	Suspended members have restricted access.
10891	RESOURCE PRIVILEGE DENIED TO THE HOUSE	Resource access levels of the exchange are validated.
10892	RESOURCE PRIVILEGE DENIED TO THE HOUSE ON BEHALF OF THE MEMBER	Resource access levels of the exchange for a transaction on behalf of a member are validated.
10910	RESOURCE NOT AVAILABLE DURING CURRENT TRADING SESSION	The entered resource is not available depending on the current system state.
10912	RESOURCE NOT AVAILABLE DURING CURRENT INSTRUMENT STATE	The entered resource is not available depending on the current instrument state, e.g. if the instrument is currently locked by another process.
10914	RESOURCE NOT AVAILABLE	The entered resource is not available.
11001	DATE CANNOT BE GREATER THAN TODAY'S DATE PLUS 360 DAYS	The date entered cannot be greater than 360 days from the current business date.
11002	DATE MUST BE GREATER THAN OR EQUAL TO TODAY'S DATE	An order cannot be entered with a date older than the current business date.
11006	UNAUTHORIZED USE OF AGENT ACCOUNT	The user is not set up to trade using the account type AGENT.
11007	UNAUTHORIZED USE OF PROPRIETARY ACCOUNT	The user is not set up to trade using the account type PROPRIETARY.

Xetra Exception Code	Xetra Exception Message	Description
11008	UNAUTHORIZED USE OF DESIGNATED SPONSOR ACCOUNT	The user is not set up to trade using account type DESIGNATED SPONSOR.
11009	UNAUTHORIZED USE OF BEST EXECUTOR ACCOUNT	The trader using the BEST Executor account is not authorized to use it.
11010	UNAUTHORIZED USE OF LIQUIDITY MANAGER ACCOUNT	The trader using the Liquidity Manager account is not authorized to use it.
11011	INSTRUMENT NOT ASSIGNED TO BEST EXECUTOR	Message appears if a BEST quote for an instrument should be entered for which the trader is not a BEST Executor.
11012	INSTRUMENT NOT ASSIGNED TO LIQUIDITY MANAGER	Message appears if a Liquidity Manager quote for an instrument should be entered for which the trader is not a Liquidity Manager.
11013	BEST EXECUTOR LICENSE ONLY FOR EQUITIES	The BEST Executor license can only be assigned to equities.
11014	INVALID NETTING TYPE	The chosen netting type is invalid.
11015	BEST QUOTE NOT FOUND	No BEST quote was found.
11016	INVALID COMBINATION OF ACCOUNT TYPE AND NETTING TYPE	The chosen combination of netting type and account type is invalid.
11017	BEST FIELDS ONLY ALLOWED FOR BEST QUOTES	BEST quote parameters can only be entered for BEST quotes, not for any quote type different from a BEST quote.
11018	RESERVE QUANTITY MUST BE GREATER OR EQUAL TO THE QUOTE QUANTITY	The reserve quantity for a BEST quote must be greater or equal the quote quantity.
11019	INVALID BEST BOUNDARY PRICE	The entered BEST boundary price of a BEST quote is invalid.
11020	UNREASONABLE COMBINATION OF BEST BOUNDARY PRICE AND BID / ASK PRICES	The combination of the boundary price and the bid / ask prices for a BEST quote are invalid.

Xetra Exception Code	Xetra Exception Message	Description
11021	INVALID TRADING MODEL FOR BEST QUOTES	The trading model assigned to the instrument for which a BEST quote should be entered is not valid.
11023	LIQUIDITY MANAGER LICENSE REQUIRED DURING THIS TRADING PHASE	A Liquidity Manager license is required for the chosen transaction during the current trading phase.
11024	EXECUTOR ID CANNOT BE MODIFIED	The executor ID cannot be modified.
11718	INSUFFICIENT RESOURCE ACCESS LEVEL	This operation is not permitted for the user or member.
11719	SUBMITTER IS NOT A SENIOR TRADER OF THE OWNER	The requestor is not a senior trader of the subgroup the trader belongs to for whom the transaction has been entered.
11720	INSUFFICIENT ACCOUNT PRIVILEGE	Not enough rights for transaction.
11721	MEMBER CHANGES RESOURCE AND TRIES TO TRADE ON BEHALF	Action only possible with own member ID.
11775	A NCM NEEDS AN ACTIVE CM	A non-clearing member needs an active clearing member.
11785	A CM MUST HAVE A RELATIONSHIP WITH ITSELF	The clearing member must have a relationship with itself.
11790	UNKNOWN RESOURCE	Resource not recognized.
11795	INVALID MEMBER IDENTIFICATION	An invalid member ID has been entered.
11796	USER NOT ASSIGNED TO ALL MEMBER MARKETS	The user is not assigned to all member markets.
11830	MEMBER CANNOT BE ACTIVATED UNTIL CLEARING RELATION IS SPECIFIED	The member cannot be activated until the clearing relation is specified.
12055	ACCESS DENIED	Resource not permitted during current processing.

Xetra Exception Code	Xetra Exception Message	Description
12057	ACCESS DENIED – MEMBER WILL BE DELETED DURING NEXT BATCHRUN	Access for members being in pending deletion is not allowed.
12060	INVALID DATE WAS ENTERED	Incorrect date.
12120	INVALID BUY / SELL INDICATOR WAS ENTERED	Incorrect buy / sell indicator.
12160	INVALID PRICE WAS ENTERED	Price format not valid.
12180	INVALID RESOURCE REQUESTED	The requested resource is not a valid resource on the system.
12185	INVALID EXPIRATION DATE	Date invalid for requested transaction.
12230	ENTERED QUANTITY VIOLATES LIMIT	Quantity entered exceeds predefined limits.
12231	ENTERED QUANTITY IS LESS THAN MINIMUM ORDER SIZE	Quantity entered is less than the minimum order size.
12232	BID PRICE FAILED REASONABILITY CHECK	This is an informational error to the user warning that the entered limit exceeds a predefined range.
12233	ASK PRICE FAILED REASONABILITY CHECK	This is an informational error to the user warning that the entered limit exceeds a predefined range.
12234	PRICE FAILED REASONABILITY CHECK	This is an informational error to the user warning that the entered limit is not in a predefined range.
12271	INFORMATION IS RESTRICTED TO SENIOR TRADERS	Request requires senior trader privilege.
12301	BAD MODULE NAME USED FOR CALL - CALL CANNOT BE EXECUTED	Module name not valid.
12360	INVALID INSTRUMENT PHASE CODE	The instrument phase code is not valid.
12417	ENTERED BID QUANTITY VIOLATES LIMIT	Entered bid quantity is greater than the users maximum allowable quantity.

Xetra Exception Code	Xetra Exception Message	Description
12418	ENTERED ASK QUANTITY VIOLATES LIMIT	Entered ask quantity is greater than the users maximum allowable quantity.
12419	ENTERED QUANTITIES VIOLATE LIMIT	Quantities entered exceed the maximum limit.
12700	INVALID PROCESSING TYPE ENCOUNTERED IN LINKAGE	Internal error. Please contact help desk.
12814	ORDER DATA HAS CHANGED SINCE RETRIEVED FOR EDITING	The (stop) order record has been modified since it was retrieved from the (stop) order book.
12815	RECORD REQUESTED NOT FOUND ON DATABASE	Record not found.
12816	ORDER REQUESTED NOT FOUND ON DATABASE	Record not found.
12900	LICENSE REQUIRED TO TRADE IN THIS INSTRUMENT	The entered member or user has no trading permission for this instrument.
12905	LICENSE REQUIRED FOR QUOTE MAINTENANCE	The user does not have a Designated Sponsor or a Liquidity Manager license in this instrument and therefore cannot enter quotes.
12907	QUOTE REQUEST DENIED TO DESIGNATED SPONSOR	A user with a Designated Sponsor license in an instrument cannot enter a quote request in that instrument.
12908	QUOTE REQUEST DENIED TO LIQUIDITY MANAGER	A user with a Liquidity Manager license in an instrument cannot enter a quote request in that instrument.
12910	FUNCTION REJECTED DURING THIS TRADING PERIOD	Request cannot be processed during this trading period.
12939	INSTRUMENT NOT ASSIGNED TO USER	User has no trading assignments for this instrument.
12940	RESTRICTED – ONLY ALLOWED WHEN TRADING	No access during current trading phase.
12941	INVALID ACCOUNT TYPE	The account type entered is not set up for the user.



Xetra Exception Code	Xetra Exception Message	Description
12942	INVALID FEE TYPE / TRAN TYPE	The entered fee / transaction type is not valid.
12943	INVALID FEE PACKAGE TYPE	The entered fee package type is not valid.
12944	FEE ADJUSTMENT DENIED	Entered fee adjustment is not valid.
12945	INVALID FEE AMOUNT FORMAT	Entered fee amount format is not valid.
12948	NO RECORDS EXIST FOR SPECIFIED FILTER CRITERIA	For the entered filter criteria no records can be found.
12949	REPORT TO CHANGE NOT FOUND	Report that user wants to modify is not found.
12950	REPORT RECORD IS CURRENTLY LOCKED	The report selection record for the member is currently locked.
12951	REPORT SELECTION WAS ALREADY MODIFIED	The report selection record which should be updated has been modified since it was retrieved.
12952	NO HISTORIC REPORTS AVAILABLE FOR THIS DATE	Historic reports are only available for the last four business days. Entered date is more than four business days in the past.
12953	HISTORIC REPORT IS ALREADY REQUESTED	The entered historic report has already been requested.
12954	REPORT TO DELETE NOT FOUND	Report to be deleted does not exist.
12955	REPORT ALREADY EXISTS	Chosen Report already exists.
12956	NEWS ITEM ALREADY EXIST	Entered news item already exists.
12957	NEWS ITEM IS CURRENTLY LOCKED	Selected news item is currently locked.
12958	NEWS ITEM NOT FOUND	Requested news item not found.
12959	HISTORICAL REQUEST ONLY FOR MONTH END POSSIBLE	The requested historical report is not generated on a daily basis, but only on month end.
12960	REPORT NOT AVAILABLE	Report selection to be updated can not be found.

Xetra Exception Code	Xetra Exception Message	Description
12961	MEMBER DOES NOT EXIST IN DATABASE	Entered member ID does not exist.
12962	USER DOES NOT EXIST IN DATABASE	Entered user ID does not exist.
12963	NO INSTRUMENTS ASSIGNED	Instrument assignments mandatory for requested operation.
12964	USER ALREADY EXISTS IN DATABASE	The entered user already exists.
12965	INSTRUMENT ASSIGNMENT ALREADY EXIST	Requested instrument assignment already exists.
12966	DATA HAS CHANGED SINCE RETRIEVED FOR EDITING	The record has changed since it has been retrieved from the database to be modified.
12967	MEMBER LOCKED IN DATABASE	Requested member data locked.
12968	INSTRUMENT ASSIGNMENT LOCKED IN DATABASE	Requested instrument assignment data locked.
12969	INSTRUMENT NOT ASSIGNED TO MEMBER	The entered instrument is not assigned to the specified member.
12970	TRADE MODIFICATION REQUEST FOR ANOTHER MEMBER	A trader can not modify the trade of another member.
12971	NOT CURRENT BUSINESS DAY	A trade can only be modified on the business date it was generated.
12972	TRADE MODIFICATION REQUEST FOR ANOTHER SUB GROUP	Only trades of the same trader subgroup can be modified by a user.
12973	TRADE MODIFICATION REQUEST FOR ANOTHER PARTICIPANT NUMBER	Trader attempt to modify the trade of another member is refused.
12974	MAXIMUM NUMBER OF CHANGES FOR A TRADE REACHED	The maximum number of trade modifications has been reached. Currently, a trade can be modified 996 times.

Xetra Exception Code	Xetra Exception Message	Description
12975	TRADE MODIFICATION REQUEST FOR AN ADJUSTED TRADE	The trade modification is not valid as the trade has been modified inbetween.
12976	TRADE WAS ALREADY MODIFIED	The entered trade record is not valid as the POSTRN record was modified in between.
12977	TRADE RECORD CURRENTLY LOCKED	The trade record can not be accessed, as it is currently locked by another process.
12978	TRADE INQUIRY OF A NON CLEARING MEMBER FOR ANOTHER SUBGROUP	The entered trade filter is not valid as a Non-Clearing Trade Inquiry is not allowed to inquire trades of another subgroup.
12979	TRADE INQUIRY OF A NON CLEARING MEMBER FOR ANOTHER PARTICIPANT NUMBER	The entered trade filter is not valid as a Non-Clearing Trade Inquiry is not allowed to inquire trades of another participant.
12980	NO TRADES AVAILABLE FOR THIS DATE	For the entered date, no trades are available in the trade book.
12981	NO CLEARING RELATIONSHIP	The entered Member ID is no Clearing Member.
12982	NO TRADE RECORD TO MODIFY FOUND	The entered trade record for modification can not be found in the trade book.
12983	MEMBER ID REQUIRED	A Member ID needs to be entered.
12984	MEMBER IN CLEARING MEMBER FILTER IS NO CLEARING MEMBER	The entered Member ID is no Clearing Member.
12985	NO CLEARING RELATIONSHIP BETWEEN MEMBERS IN FILTER	There is no Clearing Relationship between the members submitted in the filter.
12986	MEMBER IN EXCHANGE MEMBER FILTER DOES NOT EXIST	The entered Member ID is not known by the system.
12987	TRADE REVERSAL REQUEST FOR AN ADJUSTED TRADE	The trade which should be deleted, has been modified in the mean time.

Xetra Exception Code	Xetra Exception Message	Description
12988	NO TRADE RECORD TO REVERSE FOUND	The entered trade record which should be deleted can not be found in the trade book.
12989	TRADE RECORD TO BE REVERSED ALREADY DELETED	The entered trade record was already deleted from the trade book.
12990	INVALID TRADER STATUS	Current trader status not valid.
12991	DELETION OF MEMBER SUPERVISOR DENIED	The member supervisor is not allowed to be deleted (as there has to be one user having the rights to operate the system at the member).
12992	AGENT INDICATOR NOT VALID FOR BROKER	Agent indicator has no valid value.
12993	INVALID PROPRIETARY INDICATOR	Proprietary indicator has no valid value.
12994	INVALID SENIOR INDICATOR	Senior indicator has no valid value.
12995	INVALID USER FOR MEMBER	Entered user does not exist for entered member.
12996	PROPRIETARY ACCOUNT MANDATORY	If Trader is DES.SPONSOR / ISSUER / LIQ.PROVIDER / LIQ.MANAGER the proprietary account is mandatory.
12997	INVALID MODIFICATION RECORD ALREADY UPDATED	Data has been modified since last retrieval.
12998	INVALID MAXIMUM ORDER QUANTITY	Maximum order quantity contains invalid characters.
12999	INVALID AGENT INDICATOR	Agent indicator has no valid value.
13000	MEMBER ID IS NOT EXCHANGE	The entered Member ID is not the Exchange ID.
13001	INSTRUMENT DOES NOT EXIST	The entered instrument does not exist in Xetra.
13002	INCOMPATIBLE INSTRUMENT STATE	Instrument State unreachable.

Xetra Exception Code	Xetra Exception Message	Description
13003	RESPONSE CAN'T BE DELIVERED, PLEASE RECHECK RESULT OF TRANSACTION	The response cannot be delivered. The transaction result needs to be verified.
13005	SEVERE MARKET ORDER IMBALANCE	Imbalance of market orders in current trading phase.
13006	CLEARING RELATION MISSING	No clearing relation has been entered for this member.
13010	DATA HAS CHANGED SINCE RETRIEVED FOR EDITING	Data needs to be reinquired before editing.
13011	RECORD NOT DELETED - SERIES EXISTS	The submitted deletion request was not successful.
13012	DATE MUST BE A BUSINESS DAY	Date entered is not valid.
13013	DATE NOT GREATER THAN SECOND BUSINESS DAY	A pair of business dates has to be entered which defines a time interval. Second date must be greater than first.
13014	MEMBER MUST BE SUSPENDED BEFORE SET TO INACTIVE	A member has to be suspended before it is set to inactive.
13015	ISIN ALREADY EXISTS	The ISIN entered already exists.
13016	INSTRUMENT SHORT NAME ALREADY EXISTS	The instrument short name entered already exists.
13017	WKN ALREADY EXISTS	The ID of the instrument already exists.
13018	DATA REQUESTED NOT FOUND ON DATABASE	The requested data was not found in the database.
13019	DATE FORMAT NOT VALID	Invalid format entered for date field.
13020	ROUND LOT QUANTITY NOT MULTIPLE OF MINIMUM TRADABLE UNIT	The round lot quantity not multiple of minimum tradable unit.
13021	FIX VOLATILITY RANGE NOT VALID	The fix volatility range entered is not valid.

Xetra Exception Code	Xetra Exception Message	Description
13022	FLOATING VOLATILITY RANGE NOT VALID	The floating volatility range entered is not valid.
13023	FIRST TRADING DATE NOT VALID	The first trading day entered is not valid.
13024	LAST TRADING DATE NOT VALID	This field must be empty or greater than the first trading date.
13025	TRADING MODEL NOT VALID	Entered trading model type code not valid.
13026	CLOSED BOOK INDICATOR NOT VALID	Entered closed book indicator not valid.
13027	UNIT OF QUOTATION NOT VALID	Entered unit of quotation not valid.
13028	RANGE FORMAT NOT VALID	The entered range has no valid format.
13029	MINIMUM DURATION FOR QUOTE NOT VALID	The minimum duration for the quote is not valid.
13030	MAXIMUM RESPONSE TIME NOT VALID	The maximum response time is not valid.
13031	QUOTE SPREAD NOT VALID	Entered quote spread not valid.
13032	MINIMUM QUANTITY FOR QUOTE NOT VALID	The minimum quantity for the quote is not valid.
13033	SPREAD TYPE CODE NOT VALID	Entered quote spread type not valid.
13034	CUM / EX INDICATOR NOT VALID	Entered CUM / EX indicator not valid.
13035	CURRENCY NOT VALID	Entered currency not valid.
13036	REFERENCE PRICE NOT VALID	Entered reference price not valid.
13037	MARKET ORDER MATCHING RANGE NOT VALID	The market order matching range is not valid.
13038	MINIMUM TRADABLE UNIT NOT VALID	The minimum tradable unit is not valid.
13039	SEGMENT NAME INVALID	The segment name entered is not valid.

Xetra Exception Code	Xetra Exception Message	Description
13040	SEGMENT DATA INVALID	The segment data entered is not valid.
13041	SEGMENT STILL HAS INSTRUMENT ASSIGNMENTS	The segment selected has still instruments assigned.
13042	INSTRUMENTS ALREADY ASSIGNED TO A SEGMENT	Instruments can only be assigned to one control segment.
13043	INSTRUMENTS NOT ASSIGNED TO SEGMENT	Instruments must be assigned to a control segment.
13044	FIX FAST MARKET VOLATILITY RANGE NOT VALID	The fix fast market volatility range is not valid.
13045	FLOATING FAST MARKET VOLATILITY RANGE NOT VALID	The floating fast market volatility range is not valid.
13046	TICK SIZE TABLE DOES NOT EXIST	Required tick size table can not be found.
13047	THE VALUES FOR SIZE/VALUE MUST BE DESCENDING	The values for size/value must be descending.
13049	SEGMENT DOES NOT EXIST	Segment entered does not exist.
13050	MEMBER CAN ONLY BE BANK OR BROKER	Member entered is invalid.
13051	KVNO MUST BE DIFFERENT FROM ZEROES	A KV number equal to zero is not allowed.
13052	SPACES ARE NOT ALLOWED AS MEMBER NAME	Spaces are not allowed in member name.
13053	SPACES ARE NOT ALLOWED AS MEMBER ID	Spaces are not allowed in member ID.
13054	KVNO ALREADY EXISTS	The KV number entered already exists.
13055	KVNO ALREADY USED	The KV number entered is already in use.
13056	SPACES ARE NOT ALLOWED AS KVNO	A KV number can not be all spaces.
13057	USER DOES NOT EXIST	Requested user does not exist.
13058	INVALID PASSWORD	Entered password not valid.

Xetra Exception Code	Xetra Exception Message	Description
13059	UNABLE TO OPEN RECOVERY UNIT	Recovery unit cannot be opened.
13060	ROLLBACK FAILED	Failure of rollback procedure.
13061	UNABLE TO CLOSE RECOVERY UNIT	Recovery unit cannot be closed.
13062	REQUEST ALREADY PROCESSED - WINDOW REFRESH MAY BE REQUIRED	Message may be lost, re-inquire to check whether changes occurred.
13063	INVALID ACTION - RECORD WILL BE DELETED DURING NEXT BATCHRUN	Record will be deleted during next batch due to invalid action.
13064	CAP VALUE MUST BE GREATER THAN FLOOR VALUE	Cap value entered must be greater than floor value.
13065	SEGMENT ALREADY EXISTS	Segment cannot be entered because another one with the same name exists already.
13066	ISSUER LICENSE REQUIRED DURING THIS TRADING PHASE	Invalid account type during current trading phase used – issuer license required.
13067	NOT A CROSSED BOOK	The order book situation is not crossed.
13068	DISP DCML FOR ORIG AND TARGET CTRL SEGMENTS NOT EQUAL	Display DCML for original and target control segments are not equal.
13070	ORDER RESTRICTION IS NOT VALID	Entered stop order with execution restriction different than 'STP'.
13071	TRADING RESTRICTION IS NOT VALID	Entered stop order with trading restriction different than 'empty' or entered stop order with invalid trading restriction.
13072	ORDER TYPE IS NOT VALID	A market order with an execution limit has been entered. Market orders must not have an execution limit.
13075	SUBGROUP ASSIGNMENT ALREADY EXISTS	Try to assign a subgroup that already exists.



Xetra Exception Code	Xetra Exception Message	Description
13076	INVALID SUBGROUP	The subgroup entered was not valid.
13077	NO CHANGES TO INSTRUMENT GROUP	The instrument group name was not modified.
13078	INSTRUMENT GROUP NOT FOUND	Can not retrieve the instrument group from the Xetra back end.
13079	INVALID QUOTE BOOK INDICATOR	The quote book indicator is set to 'Y' and the instrument is not assigned to trading model continuous trading.
13080	INSTRUMENT GROUP ALREADY EXISTS	Can not create twice the same instrument group.
13081	INSTRUMENT GROUP NOT EMPTY	Can not delete a none empty instrument group.
13082	INVALID INSTRUMENT GROUP CODE	The specified instrument code can not be retrieved in the Xetra back end.
13083	INSTRUMENT GROUP CAN NOT BE DELETED	Not possible to delete instrument group.
13084	INVALID INSTRUMENT GROUP NAME	Instrument group name invalid.
13085	INVALID INSTRUMENT GROUP OWNER	Instrument group owner invalid.
13086	INVALID INSTRUMENT GROUP TYPE	Instrument group type invalid.
13087	PENDING INSTRUMENT ASSIGNMENT	Instrument assignment is already pending.
13088	INSTRUMENT NOT FOUND	Instrument not found in the database.
13089	LIBRARY NOT INITIALIZED	Internal error.
13090	RELATIONSHIP ISIN TO ISIX DOES NOT EXIST	Internal error.
13091	MAXIMUM NUMBER OF INSTRUMENTS PER INSTRUMENT GROUP EXCEEDED	Maximum number of instruments per instrument group has been exceeded.

Xetra Exception Code	Xetra Exception Message	Description
13092	NO OPEN OTC TRADES FOUND	There are no open OTC trades available for this trader.
13093	NUMBER OF AUCTIONS IN AUCTION LIST INVALID	The number of auctions in the auction list is not valid.
13094	INSTRUMENT GROUPS ARE EQUAL	The user tries to reassign an instrument to the same instrument group.
13095	INVALID DENOMINATION CURRENCY	Entered denomination currency not valid.
13096	INVALID SETTLEMENT CURRENCY	Entered settlement currency not valid.
13097	FAST MARKET FLOATING VOLA RANGE TOO SMALL	The fast market floating vola range is too small.
13098	FAST MARKET FIX VOLA RANGE TOO SMALL	The fast market fix volatility range is too small.
13099	MAXIMUM SURPLUS QUANTITY MUST BE A MULTIPLE OF MIN TRADABLE UNIT	Entered maximum surplus quantity has to be a multiple of the minimum tradable unit.
13100	INVALID MINIMUM DESIGNATED SPONSOR PERFORMANCE	Minimum Designated Sponsor Performance Parameter invalid.
13101	INVALID FEE REDUCTION	The fee reduction is not valid.
13102	INSTRUMENT ALREADY CONTAINED IN OTHER INSTRUMENT GROUP	The instrument is already assigned to another instrument group.
13103	INSTRUMENT ALREADY CONTAINED IN INSTRUMENT GROUP	The instrument is already assigned to this instrument group.
13104	TRADING SCHEDULE ALREADY SWITCHED ON	The trading schedule has already been switch on.
13105	TRADING SCHEDULE ALREADY SWITCHED OFF	The trading schedule has already been switch off.
13106	CAN NOT TRIGGER AUTOMATICALLY FIRST AUCTION	Triggering of automatic first auction is not possible.

Xetra Exception Code	Xetra Exception Message	Description
13107	CAN NOT FIND ANY SCHEDULED AUCTION	Currently no auction is scheduled.
13108	CAN NOT TRIGGER AUTOMATICALLY END-OF-DAY	Triggering of automatic end-of-day is not possible.
13109	CAN NOT SWITCH ON AT LEAST ONE INSTRUMENT	Not at least one instrument can be switched on.
13110	CAN NOT SWITCH OFF AT LEAST ONE INSTRUMENT	At least one instrument can not be switched off.
13111	NO TRADING SCHEDULE DEFINED FOR SEGMENT	The segment has no trading schedule defined.
13112	INVALID VOLATILITY DATA	The volatility data are not valid.
13113	NO MORE DATA	No more data available.
13114	NO DESIGNATED SPONSOR ASSIGNED TO THIS INSTRUMENT	The instrument has no Designated Sponsor assigned.
13115	MEMBER IS NOT A DESIGNATED SPONSOR IN THIS INSTRUMENT	Member has no Designated Sponsor license for this instrument.
13116	CANNOT CHANGE PRE-TRADING START TIME IN OR INTO THE PAST	The pre-trading start time cannot be changed in or into the past.
13117	CANNOT CHANGE POST-TRADING END TIME IN OR INTO THE PAST	The post-trading start time cannot be changed in or into the past.
13118	CANNOT CHANGE AUCTION START TIMES IN OR INTO THE PAST	The auction start times cannot be changed in or into the past.
13119	INVALID INTEREST CALCULATION METHOD	The method for interest calculation is not valid.
13120	INTEREST PAYMENT DATA INCONSISTENT	The interest payment data is not consistent.
13121	INVALID REGULAR COUPON PAYMENT DATE	The regular coupon payment date is not valid.
13122	INVALID DEPOSIT TYPE	The deposit type is not valid.

Xetra Exception Code	Xetra Exception Message	Description
13123	INVALID DISPOSITION	The disposition is not valid.
13124	INVALID SETTLEMENT PERIOD	The settlement period is not valid.
13125	NO DESIGNATED SPONSOR LICENCES ASSIGNED TO MEMBER	No member is assigned as Designated Sponsor.
13126	NO DESIGNATED SPONSOR LICENCES ASSIGNED TO SUBGROUP	Designated Sponsor licenses are not assignment to subgroup.
13127	INSTRUMENT NOT ASSIGNED TO SUBGROUP	The instrument group has not been assigned to a trader subgroup.
13128	ITS NOT ALLOWED TO DELETE OR ADD AUCTION INTRA DAY	An auction must not be deleted or added during the day.
13129	INVALID DECIMAL	The decimal is not valid.
13130	INVALID YIELD CALCULATION METHOD	The method for yield calculation is not valid.
13131	INVALID MATURITY DATE	The maturity date is not valid.
13132	ACCEPT SURPLUS ORDER MUST BE FOK OR IOC	An accept surplus order without execution restriction has been entered. The execution restriction has to be fill-or-kill or immediate-or-cancel.
13133	FOK ORDER HAS INVALID QUANTITY WITH ODD LOT PART	A fill-or-kill order with a quantity with odd lot part has been entered in continuous trading. Odd lot parts cannot be executed in continuous trading and therefore the execution restriction cannot be fulfilled under any circumstances.
13134	CONTROL SEGMENT TRANSACTION PENDING	The control segment transaction is pending.
13135	INVALID DESIGNATED SPONSOR INDICATOR	Invalid Designated Sponsor indicator (must be Y / N).
13136	INVALID COUNTERPARTY MEMBER ID	The member ID entered for the counterparty is not existing.

Xetra Exception Code	Xetra Exception Message	Description
13137	CONTROL SEGMENT CANNOT BE CHANGED	The control segment cannot be changed.
13138	SUBGROUP IS NOT A DESIGNATED SPONSOR IN THIS INSTRUMENT	No Designated Sponsor license for that instrument.
13139	MARKET STILL HALTED	System state is still halt.
13140	CANNOT INIT / TERMINATE FAST MARKET DURING BATCH MKT STATE	Fast market cannot be initiated or terminated during system state 'BATCH'.
13141	CANNOT INIT / TERMINATE FAST MARKET DURING HALTED MKT STATE	Fast market cannot be initiated or terminated during system state 'HALT'.
13142	SOME INST TYPE ALREADY IN THE NEW FAST MARKET STATE	Some instruments are already in the new fast market state.
13143	NO CHANGES ON CPN RATE	No changes on coupon rate.
13144	THIS ACTION IS NOT ALLOWED FOR INSTRUMENT STATE ADD	During instrument state 'ADD' the action attempted is not allowed.
13145	THIS ACTION IS NOT ALLOWED FOR INSTRUMENT STATE DEL	During instrument state 'DEL' the action attempted is not allowed.
13146	INVALID STATES FOR SOME OR ALL INSTRUMENTS	Some or all instruments are in an invalid state.
13147	INCOMPATIBLE SYSTEM STATE	The system state is not compatible.
13148	INVALID KEY DATA CONTROL BLOCK	The key data control block is not valid.
13149	CANNOT TRIGGER AUTOMATICALLY PRE-TRADING	Automatic pre-trading cannot be triggered.
13151	INVALID INSTRUMENT TYPE	The instrument type is not valid.
13152	CURRENCY ALREADY EXISTS	The currency already exists.
13153	CURRENCY DOES NOT EXIST	The currency does not exist.
13154	INVALID EXTERNAL INDICATOR	External indicator not valid.

Xetra Exception Code	Xetra Exception Message	Description
13155	DESIGNATED SPONSOR ASSIGNMENT ALREADY EXISTS	User / Member is already a Designated Sponsor license.
13156	INSTRUMENT LIBRARY NOT INITIALIZED	Internal error.
13158	INSTRUMENT CAN NOT BE DELETED	The instrument cannot be deleted.
13159	DESIGNATED SPONSOR / LIQUIDITY MANAGER LICENSE REQUIRED DURING THIS TRADING PHASE	In pre order book balancing, an order has been entered for an instrument, for which the trader's subgroup does not have Designated Sponsor / Liquidity Manager rights.
13160	OTC TRADES CAN NOT BE REVERSED	OTC trade reversal is not supported.
13161	ONLY ACCEPT SURPLUS ORDERS ARE ALLOWED DURING CURRENT TRADING PHASE	An order transaction other than accept surplus has been entered during pre order book balancing or order book balancing.
13162	RAW DATA REPORT NOT AVAILABLE	The report requested does not exist.
13163	UNREASONABLE STOP LIMIT	Stop limit is a valid limit but failed the price reasonability check against the last traded price.
13164	QUOTE REQUESTED NOT FOUND ON DATABASE	Attempt to delete not existing quote is refused.
13165	ORDER NOT EXECUTABLE WITHIN VALIDITY	A good-for-day order with trading restriction "opening auction only" has been entered after the opening auction of the current business day, or a good-for-day order has been entered in post trading on the current business day.

Xetra Exception Code	Xetra Exception Message	Description
13166	INVALID EXECUTION RESTRICTION FOR CURRENT TRADING PHASE	An order with execution restriction fill-or-kill or immediate-or-cancel has been entered in a trading phase other than continuous trading or (pre) order book balancing. This order cannot match immediately under any circumstances.
13168	INACTIVATION OF MEMBER SUPERVISOR DENIED	Invalid maintenance of member supervisor.
13169	INSTRUMENT IS NOT A DOMESTIC STOCK	Instrument is not a domestic stock.
13170	NO DIVIDEND PAYMENT IN THIS INSTRUMENT	There is no dividend payment in this instrument.
13171	DIVIDEND PAYMENT ADJUSTMENT ALREADY PERFORMED	Adjustment for dividend payment already performed.
13172	INVALID STOP LIMIT ADJUSTMENT	Stop limit adjustment not valid.
13173	INVALID LIMIT ADJUSTMENT	Limit adjustment not valid.
13174	INVALID NEXT DIVIDEND DUE DATE	Next dividend due date selected is not valid.
13175	INVALID NEXT DIVIDEND AMOUNT	Next dividend amount not valid.
13176	INVALID INSTRUMENT SUBTYP	Instrument subtype not valid.
13177	INSTRUMENT TYPE DOES NOT MATCH GROUP TYPE	Instrument type does not match type of instrument group.
13178	ACCOUNT TYPE MODIFICATION NOT ALLOWED	Not possible to modify account type.
13179	INVALID SETTLEMENT DATE WAS ENTERED	Settlement date not valid.
13180	LIMIT ADJUSTMENT ONLY ALLOWED IN POSTR / CUM AND PRETR / EX	Limit adjustment can only be performed in post-trading when the cum indicator is shown or in pre-trading when the ex indicator is shown.

Xetra Exception Code	Xetra Exception Message	Description
13181	QUOTE MINIMUM QUANTITY NOT MULTIPLE OF MINIMUM TRADABLE UNIT	The quote minimum quantity is not a multiple of the minimum tradable unit.
13182	EXCHANGE HOLIDAY MUST BE OLDER THAN FOUR BUSINESS DAYS	The exchange holiday must be older than four business days.
13183	DEFMBR NOT MAINTAINABLE IN SUPERMAN	Superman cannot maintain the member DEFMBR.
13184	INSTRUMENT STATE IS NOT HALT	The instrument state is not halt.
13185	COUPON RATE CAN NOT BE ENTERED FOR ZERO OR STRIP BONDS	A coupon rate cannot be entered for zero or strip bonds.
13187	CPTY IS INVALID FILTER CRITERIA	Trade inquiry sent with invalid filter criterion.
13188	INVALID EXECUTION RESTRICTION	Order / Quote entered with invalid execution restriction.
13189	INVALID EXTD VOLA FCTR	Entered extended volatility interruption factor is not valid.
13190	NOT CURRENT TRADING SESSION	Action not allowed during current trading session.
13191	UNAUTHORIZED USE OF ISSUER ACCOUNT	Trader not authorized to use Issuer account.
13192	QUOTATION PROVIDER REQUIRED FOR CONTINUOUS AUCTION	Only the quotation provider can enter quotes in continuous auction trading models.
13193	INVALID ISSUER INDICATOR	Entered issuer indicator not valid.
13194	INVALID MARKET IMBALANCE INDICATOR	Entered market imbalance indicator not valid.
13195	INVALID CLOSED BOOK INDICATOR	Entered closed book indicator not valid.
13196	INVALID SETTLEMENT LOCATION OR ACCOUNT	Entered settlement location or account is not valid.



Xetra Exception Code	Xetra Exception Message	Description
13197	CANNOT CHANGE CONTINUOUS AUCTION START TIME IN OR INTO THE PAST	Change of continuous auction start time is not valid.
13198	CANNOT CHANGE CONTINUOUS AUCTION END TIME IN OR INTO THE PAST	Change of continuous auction end time not valid.
13199	UNAUTHORIZED USE OF LIQUIDITY PROVIDER ACCOUNT	Unauthorized use of liquidity provider account.
13200	LIQUIDITY PROVIDER LICENSE REQUIRED DURING THIS TRADING PHASE	Liquidity provider license is required during this trading phase.
13201	INVALID LIQUIDITY PROVIDER INDICATOR	Liquidity provider indicator entered is not valid.
13202	SPECIFIED CHANGE OF ACCOUNT TYPE NOT ALLOWED	Account type can not be done in the specified way.
13203	THERE MUST BE A MATCHING RANGE TO TRIGGER PRICE DETERMINATION	There must be a matching range to trigger price determination.
13204	ASSIGNMENT NOT ALLOWED FOR INSTRUMENT TRADED IN CONTINUOUS AUCTION	Assignment not allowed for instruments traded in continuous auction.
13205	QUOTATION PROVIDER MUST BE AN EXISTING MEMBER AND SUBGROUP	Entered quotation provider must be an existing member and subgroup ID.
13206	QUOTATION PROVIDER CANNOT BE A MEMBER PENDING DELETION	Entered quotation provider can not be a member which has pending deletion.
13207	INVALID WARRANT UNDERLYING	Internal error.
13208	INVALID WARRANT CATEGORY	Internal error.
13209	INVALID WARRANT TYPE	Internal error.
13210	CANNOT PROCESS TRANSACTION DURING FROZEN CALL	Invalid quote / stop order maintenance during frozen call.

Xetra Exception Code	Xetra Exception Message	Description
13211	INVALID CHANGE OF ORDER TYPE	The order type I or T is modified to a different order type or the limit of a market-to-limit order is modified (which leads to a change to the order type L).
13212	INVALID ORDER TYPE SELECTED FOR CONTINUOUS AUCTION	Market-to-Limit, hidden order and iceberg order types cannot be selected for continuous auction instruments.
13213	MINIMUM QUANTITY IS NOT ROUND LOT	Minimum iceberg quantity and minimum peak size has to be multiple of the round lot quantity.
13214	INVALID PTA FLAG	Post trade anonymity flag cannot contain values other than 'Y' and 'N'.
13215	INVALID MARKET ORDER INDICATOR	Market order type indicator cannot contain values other than 'Y' and 'N'.
13216	INVALID LIMIT ORDER INDICATOR	Limit order type indicator cannot contain values other than 'Y' and 'N'.
13217	INVALID MARKET-TO-LIMIT ORDER INDICATOR	Market-to-Limit order type indicator cannot contain values other than 'Y' and 'N'.
13218	INVALID ICEBERG ORDER INDICATOR	Iceberg order type indicator cannot contain values other than 'Y' and 'N'.
13219	MIN PEAK QTY LARGER THAN MIN ICEBERG QTY	Minimum peak size of iceberg orders cannot be larger than the minimum iceberg quantity.
13220	ORDER QUANTITY IS LESS THAN PEAK QUANTITY	For the Iceberg order the order quantity is less than the peak quantity.
13221	ORDER QUANTITY IS LESS THAN MINIMUM ICEBERG QUANTITY	For the Iceberg order the quantity is less than the minimum iceberg quantity of the instrument reference data.
13222	MINIMUM ICEBERG QUANTITY IS NOT ROUND LOT	The minimum iceberg quantity is not round lot (the min iceberg quantity is not divisible by the round lot with a remainder of 0).

Xetra Exception Code	Xetra Exception Message	Description
13223	MINIMUM PEAK QUANTITY IS NOT ROUND LOT	The minimum peak quantity is not round lot (the minimum peak quantity is not divisible by the round lot with a remainder of 0).
13224	CHANGE OF LIMIT NOT ALLOWED FOR ORDER TYPE T	It is not allowed to modify a limit of a market-to-limit order.
13225	CANNOT DELETE LAST TRADER OF A QUOTATION PROVIDER SUBGROUP	The requested trader cannot be deleted due to the fact that at least one trader per quotation provider subgroup is mandatory for the respective instrument.
13226	OTHER QUOTE REQUEST PENDING FOR THAT INSTRUMENT	Other quote request pending for that instrument.
13227	INVALID SETTLEMENT LOCATION	The entered settlement location is not a valid location.
13228	NO REMAINING CROSSING PERIODS FOR THE CURRENT TRADING DAY	No remaining crossing periods for the current trading day.
13229	CANNOT CHANGE CROSSING PERIOD START TIMES IN OR INTO THE PAST	Cannot change crossing period start times in or into the past.
13230	ITS NOT ALLOWED TO DELETE OR ADD CROSSING PERIODS INTRA DAY	Its not allowed to delete or add crossing periods intraday.
13231	INVALID CLEARING LOCATION	Invalid clearing location.
13232	INVALID EXCHANGE MNEMONIC	Invalid exchange mnemonic.
13236	TRADE IS NOT IN AGENT ACCOUNT	Trade is not in agent account.
13239	CLEARING MEMBER AUTHORIZATION REQUIRED	Clearing member authorization required.
13240	FEE PACKAGE STILL ASSIGNED TO A MEMBER	Fee package still assigned to a member.
13241	FEE PACKAGE IS NOT IN DATABASE	Fee package is not in database.

Xetra Exception Code	Xetra Exception Message	Description
13242	INVALID MODIFICATION OF NETTING TYPE	Invalid modification of netting type.
13243	MAXIMUM NUMBER OF FEE PACKAGES REACHED	Maximum number of fee packages reached.
13244	BEGIN INT PMT MUST BE BEFORE FST CPN PMT DATE	Begin int pmt must be before fst cpn pmt date.
13245	MEMBER NOT AUTHORIZED TO USE NETTING	The member is not authorized to use netting.
13246	EXTERNAL TRADE NUMBER OUT OF RANGE	The external trade number is out of range.
13247	ISIN DOES NOT EXIST	The ISIN does not exist.
13248	INVALID TRADE QUANTITY	The trade quantity is not valid.
13249	INVALID EXTERNAL TRADE LINK	The external trade link is not valid.
13250	INVALID TRADE TIME	The trade time is not valid.
13251	INVALID EXT TRADE NETTING TYPE	The netting type is not valid for an external trade.
13252	INVALID INTERNAL ORDER NUMBER	The internal order number is not valid.
13253	INSTRUMENT IS NOT A CCP INSTRUMENT	The instrument is not a CCP instrument.
13254	NOT ALLOWED FOR EXTERNAL TRADE	This is not allowed for an external trade.
13255	SHAPING AMOUNT SHOULD BE GREATER THAN REQUIRED MINIMUM AMOUNT	The shaping amount should be greater than the required minimum amount.
13256	DUPLICATE EXTERNAL TRADE ID	Duplicate external trade id.
13257	EXTERNAL TRADE COMPLETION FLAG ALREADY UPDATED	The external trade completion flag is already updated.
13258	PTA TYPE IS NOT CONSISTENT WITH CLEARING LOCATION	The PTA type is not consistent with the clearing location.

Xetra Exception Code	Xetra Exception Message	Description
13259	INVALID LIQUIDITY MANAGER QUOTE SPREAD FACTOR	The entered spread factor for a Liquidity Manager quote is not valid.
13260	INVALID LIQUIDITY MANAGER SPREAD TYPE CODE	The entered spread type code for a Liquidity Manager quote is not valid.
13261	INVALID LIQUIDITY MANAGER MINIMUM QUOTE QUANTITY	The entered minimum quote quantity for a Liquidity Manager quote is not valid.
13262	INVALID BEST EXECUTOR INDICATOR	The BE indicator, sent from the front end to the Xetra back end, is not valid.
13263	INVALID LIQUIDITY MANAGER INDICATOR	The LM indicator, sent from the front end to the Xetra back end, is not valid.
13264	INVALID LICENSE TYPE	The chosen license type is not valid for the current transaction.
13266	NO FLOW PROVIDERS ASSIGNED	Message appears if a BEST Executor has no Flow Providers assigned.
13267	USER NOT ASSIGNED TO BEST EXECUTOR	No BEST Executor license assigned.
13269	FLOW PROVIDER WAS ALREADY ASSIGNED TO BEST EXECUTOR	Message appears in case of the try to assign the Flow Provider to a BEST Executor a second time.
13270	FLOW PROVIDER WAS NOT ASSIGNED TO BEST EXECUTOR	The Flow Provider was not assigned to the BEST Executor.
13271	INVALID RELATIONSHIP	Relationship between Flow Provider and BEST Executor does not exist.
13272	INVALID BEST BID / BEST ASK PRICE	The BEST bid / ask prices are invalid.
13280	MEMBER IS NOT A BEST EXECUTOR IN THIS INSTRUMENT	The BEST Executor license is not assigned to the member in this instrument.
13281	MEMBER IS NOT A LIQUIDITY MANAGER IN THIS INSTRUMENT	The Liquidity Manager license is not assigned to the member in this instrument.

Xetra Exception Code	Xetra Exception Message	Description
13282	SUBGROUP IS NOT A BEST EXECUTOR IN THIS INSTRUMENT	The BEST Executor license is not assigned to the subgroup in this instrument.
13283	SUBGROUP IS NOT A LIQUIDITY MANAGER IN THIS INSTRUMENT	The Liquidity Manager license is not assigned to the subgroup in this instrument.
13284	BEST EXECUTOR ASSIGNMENT ALREADY EXISTS	The BEST Executor license is already assigned to the instrument.
13285	LIQUIDITY MANAGER ASSIGNMENT ALREADY EXISTS	The Liquidity Manager license is already assigned to the instrument.
13286	NO BEST EXECUTOR LICENSES ASSIGNED TO MEMBER	No BEST Executor license assigned to the member.
13287	NO LIQUIDITY MANAGER LICENSES ASSIGNED TO MEMBER	NO LIQUIDITY MANAGER LICENSES ASSIGNED TO MEMBER.
13288	ACTIVE CCP CLEARING MEMBER NEEDED	ACTIVE CCP CLEARING MEMBER NEEDED.
13289	UPDATE REFUSED - OUTSTANDING PENDING TM CHANGE TO CCP	UPDATE REFUSED - OUTSTANDING PENDING TM CHANGE TO CCP.
13290	UPDATE REFUSED - OUTSTANDING PENDING CM CHANGE TO CCP	UPDATE REFUSED - OUTSTANDING PENDING CM CHANGE TO CCP.
13291	UPDATE REFUSED - OUTSTANDING PENDING CCP CHANGE TO TM	UPDATE REFUSED - OUTSTANDING PENDING CCP CHANGE TO TM.
13292	UPDATE REFUSED - OUTSTANDING PENDING CCP CHANGE TO CM	UPDATE REFUSED - OUTSTANDING PENDING CCP CHANGE TO CM.
13293	A NON-TRADING MEMBER MUST BE ITS OWN CCP CLEARING MEMBER	A NON-TRADING MEMBER MUST BE ITS OWN CCP CLEARING MEMBER.

Xetra Exception Code	Xetra Exception Message	Description
13294	A NON-TRADING MEMBER MUST BE ITS OWN CLEARING MEMBER	A NON-TRADING MEMBER MUST BE ITS OWN CLEARING MEMBER.
13295	INCONSISTENT CLEARING STATUS	INCONSISTENT CLEARING STATUS.
13296	CANNOT CHANGE BOND YIELD TRADE IND FOR AT LEAST ONE INSTRUMENT	CANNOT CHANGE BOND YIELD TRADE IND FOR AT LEAST ONE INSTRUMENT.
13297	INVALID INTEREST CALCULATION METHOD FOR YIELD TRADING	INVALID INTEREST CALCULATION METHOD FOR YIELD TRADING.
13298	INVALID ACCRUED INTEREST CALCULATION METHOD FOR YIELD TRADING	INVALID ACCRUED INTEREST CALCULATION METHOD FOR YIELD TRADING.
13299	INVALID INSTRUMENT SUBTYPE FOR YIELD TRADING	INVALID INSTRUMENT SUBTYPE FOR YIELD TRADING.
13300	BUSY: TXN REJECTED. TRY AGAIN	BUSY: TXN REJECTED. TRY AGAIN.
13301	INVALID MINIMUM ORDER SIZE	INVALID MINIMUM ORDER SIZE.
13302	THE MAXIMUM PRICE STEPS NUMBER IS LOWER THAN 2 OR GREATER THAN 250	THE MAXIMUM PRICE STEPS NUMBER IS LOWER THAN 2 OR GREATER THAN 250.
13303	THE BLOCK BID OPTIMIZATION LIMIT IS LOWER THAN 1 OR GREATER THAN 32	THE BLOCK BID OPTIMIZATION LIMIT IS LOWER THAN 1 OR GREATER THAN 32.
13304	AT LEAST ONE OF THE SUMMER_TIME PARAMETERS IS INVALID	AT LEAST ONE OF THE SUMMER_TIME PARAMETERS IS INVALID.
13305	AT LEAST ONE DELIVERY DATE HAS AN INCONSISTENT STATUS	AT LEAST ONE DELIVERY DATE HAS AN INCONSISTENT STATUS.
13306	THE HOURLY AND BLOCK BIDS FOR SOME DELIVERY DATES WERE NOT DELETED	THE HOURLY AND BLOCK BIDS FOR SOME DELIVERY DATES WERE NOT DELETED.
13307	AUCTION RESULTS ARE ALREADY COMMITTED	AUCTION RESULTS ARE ALREADY COMMITTED.

Xetra Exception Code	Xetra Exception Message	Description
13308	AN INVALID DELIVERY DATE WAS ENTERED	AN INVALID DELIVERY DATE WAS ENTERED.
13309	AN INVALID DELIVERY HOUR WAS ENTERED	AN INVALID DELIVERY HOUR WAS ENTERED.
13310	AN INVALID TSO AREA WAS ENTERED	AN INVALID TSO AREA WAS ENTERED.
13311	AUCTION RESULTS ARE NOT YET COMMITTED	AUCTION RESULTS ARE NOT YET COMMITTED.
13312	THE CURRENT AUCTION RESULT IS NOT VALID	THE CURRENT AUCTION RESULT IS NOT VALID.
13313	THE AUCTION RESULTS HAVE CHANGED SINCE THE LAST INQUIRY	THE AUCTION RESULTS HAVE CHANGED SINCE THE LAST INQUIRY.
13314	NO AUCTION RESULTS HAVE BEEN CALCULATED	NO AUCTION RESULTS HAVE BEEN CALCULATED.
13315	AN INVALID MARKET AREA HAS BEEN ENTERED	AN INVALID MARKET AREA HAS BEEN ENTERED.
13316	POSTR CAN BE TRIGGERED ON SEGMENT LEVEL ONLY	POSTR CAN BE TRIGGERED ON SEGMENT LEVEL ONLY.
13317	INVALID MAXIMUM BLOCK BID QUANTITY	INVALID MAXIMUM BLOCK BID QUANTITY.
13318	INVALID ENERGY MAXIMUM PRICE	INVALID ENERGY MAXIMUM PRICE.
13319	INVALID BLOCK BID OPTIMIZATION MINIMUM PRICE DIFFERENCE	INVALID BLOCK BID OPTIMIZATION MINIMUM PRICE DIFFERENCE.
13320	STANDARD DATA REPORT NOT AVAILABLE	STANDARD DATA REPORT NOT AVAILABLE.
13321	AUCTION RESULTS ARE ALREADY POSTED	AUCTION RESULTS ARE ALREADY POSTED.
13322	MAXIMUM NUMBER OF BLOCK BIDS EXCEEDED	MAXIMUM NUMBER OF BLOCK BIDS EXCEEDED.
13323	TSO INSTRUMENT ASSIGNMENT INCONSISTENT	TSO INSTRUMENT ASSIGNMENT INCONSISTENT.



Xetra Exception Code	Xetra Exception Message	Description
13324	RETRANSMISSION TIMEOUT; CHECK RESULT OF TRANSACTION	RETRANSMISSION TIMEOUT; CHECK RESULT OF TRANSACTION.
13325	MAXIMAL HEARTBEAT STARTS PER SUBGROUP LIMIT EXCEEDED	MAXIMAL HEARTBEAT STARTS PER SUBGROUP LIMIT EXCEEDED.
13326	HEARTBEAT MONITORING ALREADY STOPPED	HEARTBEAT MONITORING ALREADY STOPPED.
13327	INVALID HEARTBEAT START/ STOP INDICATOR	INVALID HEARTBEAT START/STOP INDICATOR.
13328	UNAUTHORIZED USE OF MEMBER/SUBGROUP/ ACCOUNT/SETID	UNAUTHORIZED USE OF MEMBER/SUBGROUP/ACCOUNT/ SET ID.
13329	INVALID RESOURCE ACCESS LEVEL NUMBER - ENTER 0 OR 1	INVALID RESOURCE ACCESS LEVEL NUMBER - ENTER 0 OR 1.
13330	INSTRUMENT EXCHANGE AND INSTRUMENT GROUP EXCHANGE DO NOT MATCH	INSTRUMENT EXCHANGE AND INSTRUMENT GROUP EXCHANGE DO NOT MATCH.
13331	MEMBER EXCHANGE AND INSTRUMENT GROUP EXCHANGE DO NOT MATCH	MEMBER EXCHANGE AND INSTRUMENT GROUP EXCHANGE DO NOT MATCH.
13332	INCONSISTENT SETUP FOR ENERGY CONTINUOUS TRADING INSTRUMENTS	SETUP FOR ENERGY CONTINUOUS TRADING INSTRUMENTS IS NOT CONSISTENT.
13333	MARKET VALUE EXCEEDS 999,999,999,999.99. PLEASE REDUCE ORDER QUANTITY	MARKET VALUE EXCEEDS 999,999,999,999.99. ORDER QUANTITY SHOULD BE REDUCED.
13334	ENTRY OF NEW ORDERS CURRENTLY SUSPENDED. TRY AGAIN LATER	ENTRY OF NEW ORDERS CURRENTLY SUSPENDED. TRY AGAIN LATER.
13335	TOO MANY ORDERS FOR MEMBER. PLEASE REDUCE NUMBER OF BOOK ORDERS	TOO MANY ORDERS FOR MEMBER. PLEASE REDUCE NUMBER OF BOOK ORDERS.

Xetra Exception Code	Xetra Exception Message	Description
13336	TOO MANY ORDERS FOR SUBGROUP. PLEASE REDUCE NUMBER OF BOOK ORDERS	TOO MANY ORDERS FOR SUBGROUP. PLEASE REDUCE NUMBER OF BOOK ORDERS.
13337	TOO MANY ORDERS FOR TRADER. PLEASE REDUCE NUMBER OF BOOK ORDERS	TOO MANY ORDERS FOR TRADER. PLEASE REDUCE NUMBER OF BOOK ORDERS.
13338	INVALID STREAM GROUP ID CODE	STREAM GROUP ID CODE NOT VALID.
13339	INVALID NEWS DETAIL	NEWS DETAIL NOT VALID.
13340	INVALID QUANTITY	QUANTITY ENTERED NOT VALID.
13341	INCONSISTENT SETTLEMENT AND TRADE REPORT INDICATORS	SETTLEMENT AND TRADE REPORT INDICATORS ARE NOT CONSISTENT.
13342	INVALID OTC TRADE FLAG	OTC TRADE FLAG NOT VALID.
13343	INVALID INSTRUMENT LIST	INSTRUMENT LIST NOT VALID.
13344	THE OTC TRADE MUST BE ENTERED AS SETTLEMENT AND REPORTING	THE OTC TRADE MUST BE ENTERED AS SETTLEMENT AND REPORTING.
13345	CONFIRMATION OF A SETTLEMENT-ONLY OTC TRADE NOT ALLOWED	CONFIRMATION OF A SETTLEMENT-ONLY OTC TRADE NOT ALLOWED.
13346	INVALID TRANSACTION ID	TRANSACTION ID NOT VALID.
13347	CURRENT TIME IS OUTSIDE THE MIFID REPORTING PERIOD	CURRENT TIME IS OUTSIDE THE MIFID REPORTING PERIOD.
13348	UNAUTHORIZED TRADE REPORT CONFIRMATION	CONFIRMATION OF UNAUTHORIZED TRADE REPORT.
13349	NO INVALID PRICE OR QUANTITY TO CONFIRM	NO INVALID PRICE OR QUANTITY TO CONFIRM.
13350	TRADE REPORT HAS ALREADY BEEN CONFIRMED	TRADE REPORT HAS ALREADY BEEN CONFIRMED.
13351	INVALID DEFAULT BEST EXECUTOR INDICATOR	DEFAULT BEST EXECUTOR INDICATOR NOT VALID.

Xetra Exception Code	Xetra Exception Message	Description
13352	INSUFFICIENT PRIVILEGE - TRADE REPORT RAL	PRIVILEGE - TRADE REPORT RAL IS INSUFFICIENT.
13353	INVALID USE OF AMENDMENT-CONFIRMATION INDICATOR	USE OF AMENDMENT-CONFIRMATION INDICATOR IS NOT VALID.
13354	INVALID TIME ZONE SHIFT	INCORRECT UTC OFFSET IS ENTERED.
13355	PROPRIETARY OR AGENT ACCOUNT MANDATORY FOR COUNTERPARTY	PROPRIETARY OR AGENT ACCOUNT MANDATORY FOR COUNTERPARTY.
13356	TIME OF THE TRADE REPORT LIES IN THE FUTURE	FUTURE DATE IS ENTERED.
13357	INSTRUMENT IS FROM DIFFERENT SET	INSTRUMENT IS FROM DIFFERENT SET
13358	BUY ORDERS AND ASK SIDE QUOTES NOT ALLOWED AS KNOCKOUT FLAG IS ENABLED FOR THE INSTRUMENT	BUY ORDERS AND ASK SIDE QUOTES NOT ALLOWED AS KNOCKOUT FLAG IS ENABLED FOR THE INSTRUMENT
13359	QUANTITY MODIFICATION NOT ALLOWED	QUANTITY MODIFICATION NOT ALLOWED
13360	THE REQUESTED QUOTE TYPE IS NOT ALLOWED FOR THE CURRENT INSTRUMENT STATE	THE REQUESTED QUOTE TYPE IS NOT ALLOWED FOR THE CURRENT INSTRUMENT STATE
13361	SPECIALIST QUOTE ALREADY EXISTS	SPECIALIST QUOTE ALREADY EXISTS
13362	ORDER DELETION TRANSACTION IS PENDING FOR THE REQUESTED ORDER	ORDER DELETION TRANSACTION IS PENDING FOR THE REQUESTED ORDER
13363	ORDER REQUEST PENDING FOR THE REQUEST ORDER NO	ORDER REQUEST PENDING FOR THE REQUEST ORDER NO
13364	TRADES POSSIBLE FOR PRICE WITHOUT TURNOVER QUOTE	TRADES POSSIBLE FOR PRICE WITHOUT TURNOVER QUOTE
13365	REQUEST NOT ALLOWED FOR THIS TRADING MODEL	REQUEST NOT ALLOWED FOR THIS TRADING MODEL

Xetra Exception Code	Xetra Exception Message	Description
13366	MEMBER HAS NO SPECIALIST ASSIGNMENT IN THIS INSTRUMENT	MEMBER HAS NO SPECIALIST ASSIGNMENT IN THIS INSTRUMENT
13367	DEFAULT BEST EXECUTOR SERVICE REQUIRES ONE FP/ BEST EXECUTOR RELATIONSHIP	DEFAULT BEST EXECUTOR SERVICE REQUIRES ONE FP/ BEST EXECUTOR RELATIONSHIP
13368	INVALID SET ID	INVALID SET ID
13369	INVALID ORDER DELETE INDICATOR	INVALID ORDER DELETE INDICATOR
13370	INVALID LOCKED STOCK INDICATOR	INVALID LOCKED STOCK INDICATOR
13371	INVALID SPECIALIST INDICATOR	INVALID SPECIALIST INDICATOR
13372	GIVEN MEMBER IS NOT SPECIALIST	GIVEN MEMBER IS NOT SPECIALIST
13373	SPECIALIST MUST BE EXISTING MEMBER AND SUBGROUP	SPECIALIST MUST BE EXISTING MEMBER AND SUBGROUP
13374	SPECIALIST CANNOT BE A MEMBER PENDING DELETION	SPECIALIST CANNOT BE A MEMBER PENDING DELETION
13375	INVALID ATTEMPT TO CHANGE THE SET	INVALID ATTEMPT TO CHANGE THE SET
13376	INVALID KNOCK OUT INDICATOR	INVALID KNOCK OUT INDICATOR
13377	INVALID ACTION FOR EXCHANGE STATE	INVALID ACTION FOR EXCHANGE STATE
13378	NO CHANGE OF DURATIONS ALLOWED FOR TRADING MODEL	NO CHANGE OF DURATIONS ALLOWED FOR TRADING MODEL
13379	INSTRUMENT NOT MIFID RELEVANT	INSTRUMENT NOT MIFID RELEVANT
13380	INVALID MIDPOINT INDICATOR FOR THE REQUESTED INSTR	INVALID MIDPOINT INDICATOR FOR THE REQUESTED INSTRUMENT

Xetra Exception Code	Xetra Exception Message	Description
13381	INVALID MIDPOINT ORDER QUANTITY	MIDPOINT ORDER QUANTITY ENTERED IS NOT VALID
13382	MIDPOINT INDICATOR NOT ALLOWED FOR THE REQUESTED INSTR	MIDPOINT INDICATOR NOT ALLOWED FOR THE REQUESTED INSTRUMENT
13383	INVALID TRADING MODEL FOR DISCRETIONARY ORDERS	TRADING MODEL FOR DISCRETIONARY ORDERS NOT VALID
13384	INVALID DISCRETIONARY RANGE	DISCRETIONARY RANGE ENTERED IS NOT VALID
13385	INVALID ORDER PERSISTENCY INDICATOR	ORDER PERSISTENCY INDICATOR IS NOT VALID
13386	INVALID TOTAL ORDER QUANTITY	TOTAL ORDER QUANTITY ENTERED IS NOT VALID
13387	INVALID DISCRETIONARY ORDER INDICATOR	DISCRETIONARY ORDER INDICATOR NOT VALID
13388	INVALID TRADING MODEL FOR HIDDEN ORDERS	TRADING MODEL FOR HIDDEN ORDERS NOT VALID
13389	ORDER VALUE IS LESS THAN MINIMUM MIDPOINT ORDER VALUE	ORDER VALUE IS LESS THAN MINIMUM MIDPOINT ORDER VALUE
13390	INVALID HIDDEN ORDER INDICATOR	HIDDEN ORDER INDICATOR NOT VALID
13391	ORDER VALUE IS LESS THAN MINIMUM HIDDEN ORDER VALUE	ORDER VALUE IS LESS THAN MINIMUM HIDDEN ORDER VALUE
13392	INVALID MINIMUM ACCEPTABLE QUANTITY	MINIMUM ACCEPTABLE QUANTITY IS NOT VALID
13393	INVALID MINIMUM HIDDEN ORDER VALUE	MINIMUM HIDDEN ORDER VALUE ENTERED IS NOT VALID
13394	FOREIGN CURRENCY IS NOT ASSIGNED FOR MEMBER	FOREIGN CURRENCY IS NOT ASSIGNED FOR MEMBER
13395	ETS ON BEHALF DELETION NOT ALLOWED	ETS ON BEHALF DELETION NOT ALLOWED

Xetra Exception Code	Xetra Exception Message	Description
13396	INVALID SETTLEMENT COUNTRY CODE	SETTLEMENT COUNTRY CODE NOT VALID
13397	THE SETL INFO FOR MEMBER AND SETL COUNTRY DOES NOT EXIST	THE SETTLEMENT INFORMATION FOR MEMBER AND SETTLEMENT COUNTRY DOES NOT EXIST
13398	THE SETL INFO FOR MEMBER AND SETL COUNTRY ALREADY EXISTS	THE SETTLEMENT INFORMATION FOR MEMBER AND SETTLEMENT COUNTRY ALREADY EXISTS
13399	CANNOT DELETE THE SETL INFO FOR THE LAST SETL COUNTRY OF THE MEMBER	CANNOT DELETE THE SETTLEMENT INFO FOR THE LAST SETTLEMENT COUNTRY OF THE MEMBER
14000	THE SETL INFORMATION FOR A NEW MEMBER MUST BE PROVIDED	THE SETTLEMENT INFORMATION FOR A NEW MEMBER MUST BE PROVIDED
14001	INSTR GROUPS BELONGING TO THE SETL COUNTRY ARE STILL ASSIGNED TO THE MEMB	INSTRUMENT GROUPS BELONGING TO THE SETTLEMENT COUNTRY ARE STILL ASSIGNED TO THE MEMBER
14002	THE REQUESTED PWT QUOTE WAS NOT FOUND	THE REQUESTED PWT QUOTE WAS NOT FOUND
14003	THE REQUESTED PWT QUOTE HAS BEEN ALREADY CANCELED	THE REQUESTED PWT QUOTE HAS BEEN ALREADY CANCELED
14004	THE REQUESTED PWT QUOTE HAS BEEN ALREADY UPDATED	THE REQUESTED PWT QUOTE HAS ALREADY BEEN UPDATED
14005	INVALID VALUE IN FIELD MKT SEG SUPL	VALUE IN FIELD MARKET SEGMENT SUPL NOT VALID
14006	INVALID ISSUE DATE	ISSUE DATE NOT VALID
14007	INVALID BOND FLAT INDICATOR	BOND FLAT INDICATOR NOT VALID
14008	INCOMPATIBLE EXCHANGE AND CONTROL SEGMENT EXCHANGE	EXCHANGE AND CONTROL SEGMENT EXCHANGE ARE NOT COMPATIBLE
14009	EXCHANGE NOT ASSIGNED	EXCHANGE NOT ASSIGNED

Xetra Exception Code	Xetra Exception Message	Description
14010	ONE EXCHANGE MUST BE ASSIGNED TO MEMBER	ONE EXCHANGE MUST BE ASSIGNED TO MEMBER
14011	NEW PRIMARY EXCHANGE NOT ASSIGNED TO MEMBER	NEW PRIMARY EXCHANGE NOT ASSIGNED TO MEMBER
14012	INCOMPATIBLE CONTROL SEGMENT STATE	CONTROL SEGMENT STATE IS NOT COMPATIBLE
14013	INVALID EXCHANGE SEGMENT CODE	EXCHANGE SEGMENT CODE NOT VALID
14014	ENTERING MEMB CANNOT BE SAME AS MEMB TO BE STOPPED	ENTERING MEMBER CANNOT BE THE SAME AS MEMBER TO BE STOPPED
14015	MEMBER ALREADY STOPPED OR RELEASED	MEMBER ALREADY STOPPED OR RELEASED
14016	MEMBER IS STOPPED	MEMBER IS STOPPED
14017	CALENDAR HAS WRONG TYPE	CALENDAR HAS WRONG TYPE
14018	ENTRY ALREADY EXISTS	ENTRY ALREADY EXISTS
14019	CALENDAR ENTRY ALREADY EXISTS	CALENDAR ENTRY ALREADY EXISTS
14020	CANNOT DELETE LAST XCAL HOLIDAY	LAST XCAL HOLIDAY CANNOT BE DELETED
14021	CANNOT DELETE LAST CAL ENTRY ASSIGNED TO A SEGMENT	LAST CAL ENTRY ASSIGNED TO A SEGMENT CANNOT BE DELETED
14022	ENTERED CALENDAR IS NOT A TRADING CALENDAR	ENTERED CALENDAR IS NOT A TRADING CALENDAR
14023	ENTERED CALENDAR IS NOT A SETTLEMENT CALENDAR	ENTERED CALENDAR IS NOT A SETTLEMENT CALENDAR
14024	CALENDAR DOES NOT EXIST	CALENDAR DOES NOT EXIST
14025	CALENDAR ENTRY DOES NOT EXIST	CALENDAR ENTRY DOES NOT EXIST
14026	MARKET SUPERVISION CANNOT BE STOPPED	MARKET SUPERVISION CANNOT BE STOPPED

Xetra Exception Code	Xetra Exception Message	Description
14027	MEMBER IS INACTIVE OR NOT ACTIVE SINCE LAST MONTH	MEMBER IS INACTIVE OR NOT ACTIVE SINCE LAST MONTH
14028	ENTERING MEMBER IS NOT C.M AND S.I OF MEMBER TO BE STOPPED	ENTERING MEMBER IS NOT C.M AND S.I OF MEMBER TO BE STOPPED
14029	CANNOT DELETE, HOLIDAY STILL IN XCAL	CANNOT DELETE, HOLIDAY STILL IN XCAL
14030	CONTROL SEGMENTS ARE ASSIGNED TO THIS EXCHANGE SEGMENT	CONTROL SEGMENTS ARE ASSIGNED TO THIS EXCHANGE SEGMENT
14031	EXCHANGE SEGMENT NOT EXISTS	EXCHANGE SEGMENT DOES NOT EXIST
14032	MEMBER STILL CLEARING MEMBER	MEMBER STILL CLEARING MEMBER
14033	INSTRUMENT ALREADY EXISTS IN OTHER MARKET	Instrument already exists in other market.
14034	INVALID BARRIER PRICE RANGE	Barrier price range is invalid.
14035	INVALID BARRIER MOVEMENT	Barrier movement is invalid.
14036	BARRIER PRICE RANGE EXCEEDED	Barrier price range has been exceeded.
14037	SINGLE SIDED QUOTE NOT CONFIGURED	Single sided quote not configured.
14038	APPROVAL DENIED, INITIATING OR APPROVING MEMBER IS STOPPED	Approval denied, initiating or approving member is stopped.
14039	INCOMPATIBLE EXCHANGE SEGMENT STATE	Incompatible exchange segment state.
14040	INVALID SUBSCRIPTION INDICATOR	Subscription indicator is invalid.
14041	INVALID PERSISTENT ORDER DEL FLAG	Persistent order delete flag is invalid.
14042	EXCHANGE RATE NOT APPLICABLE	Exchange rate entered is not applicable.



Xetra Exception Code	Xetra Exception Message	Description
14043	OTC TRADE HAS ALREADY BEEN REQUESTED TO BE DELETED	The OTC trade has already been requested to be deleted.
14044	QUOTE PROV REQUIRED FOR INSTR IN TM 8	Quote provision is required for instrument in TM 8.
14045	INVALID MAXIMUM TRADE AMOUNT	Maximum trade amount entered is invalid.
14046	INVALID ADDITIONAL COST AMOUNT	Additional cost amount entered is invalid.
14047	INVALID DEFAULT OTC ACCOUNT	Default OTC account is invalid.
14053	SPECIAL AUCTION ONLY FOR TM08 INSTRUMENTS	Special auction only for TM08 instruments.
14054	INVALID TEXT	Text entered is invalid.
14055	SPECIAL AUCTION NOT ALLOWED	Special auction is not allowed.
14060	INVALID VALUE NON PERS ORDER DEL FLAG	Value for non persistent order delete flag is invalid.
14061	INVALID VALUE QUOTE DEL FLAG	Value for quote delete flag is invalid.
14070	MARKET MAKER PROTECTION LIMIT EXCEEDED	Market Maker Protection limit exceeded.
14071	MARKET MAKER PROTECTION SETUP INVALID	Market Maker Protection setup invalid.
14072	BCAST MEMBER ISSUER AUTHENTICATION FAILED	Broadcast member issuer authentication failed.
14073	GROUP DOES NOT CONTAIN TM02 INSTRUMENT	Group does not contain a trading model 2 instrument.
19994	BUSY: TXN REJECTED. TRY AGAIN	Busy: Transaction rejected. Try again.
19999	CHECK RESULT OF REQ. TXN	Check result of req. transaction.
40000	INVALID VALUE IN FIELD MLI ISIN DATA CTR	Value in field mli isin data ctr is invalid.

Xetra Exception Code	Xetra Exception Message	Description
40001	INVALID VALUE IN FIELD ACC FEE	Value in field account fee is invalid.
40002	INVALID VALUE IN FIELD ACCT TYP COD B	Value in field account type code B is invalid.
40003	INVALID VALUE IN FIELD ACCT TYP COD	Value in field account type code is invalid.
40004	INVALID VALUE IN FIELD ACCT TYP COD F	Value in field account type code F is invalid.
40005	INVALID VALUE IN FIELD ACCT TYP COD P	Value in field account type code P is invalid.
40006	INVALID VALUE IN FIELD ACCT TYP COD S	Value in field account type code S is invalid.
40007	INVALID VALUE IN FIELD ACCT TYP NO B	Value in field account type number B is invalid.
40008	INVALID VALUE IN FIELD ACCT TYP NO	Value in field account type number is invalid.
40009	INVALID VALUE IN FIELD ACCT TYP NO F	Value in field account type number F is invalid.
40010	INVALID VALUE IN FIELD ACCT TYP NO P	Value in field account type number P is invalid.
40011	INVALID VALUE IN FIELD ACCT TYP NO S	Value in field account type number S is invalid.
40012	INVALID VALUE IN FIELD ACTN COD	Value in field actn code is invalid.
40013	INVALID VALUE IN FIELD ADDR CTRY NAM	Value of country name in the field address is invalid.
40014	INVALID VALUE IN FIELD ADDR CTY NAM	Value of city name in the field address is invalid.
40015	INVALID VALUE IN FIELD ADDR DPT NAM	Value of department name in the field address is invalid.
40016	INVALID VALUE IN FIELD ADDR STR LO1 TXT	Value of street location 1 txt in the field address is invalid.
40017	INVALID VALUE IN FIELD ADDR STR LO2 TXT	Value of street location 2 txt in the field address is invalid.

Xetra Exception Code	Xetra Exception Message	Description
40018	INVALID VALUE IN FIELD ADDR ZIP COD	Value of zip code in field address is invalid. i
40019	INVALID VALUE IN FIELD ADJU MEM INFO TXT	Value in field adjust member information text is invalid.
40020	INVALID VALUE IN FIELD AGT IND	Value in field agent indicator is invalid.
40021	INVALID VALUE IN FIELD APPLICATION ID	Value in field application id is invalid.
40022	INVALID VALUE IN FIELD ASK SIDE DEL	Value in field ask side del is invalid.
40023	INVALID VALUE IN FIELD ASN COD	Value in field asn code is invalid.
40024	INVALID VALUE IN FIELD ASS MEMB BRN ID COD	Value in field ass member brn id code is invalid.
40025	INVALID VALUE IN FIELD ASS MEMB IST ID COD	Value in field ass member ist code is invalid.
40026	INVALID VALUE IN FIELD AUCTION LOT IND	Value in field auction lot indicator is invalid.
40027	INVALID VALUE IN FIELD AUCTION PRICE	Value in field auction price is invalid.
40028	INVALID VALUE IN FIELD AUCTION QTY	Value in field auction quantity is invalid.
40029	INVALID VALUE IN FIELD AUCTION START	Value in field auction start is invalid.
40030	INVALID VALUE IN FIELD AUCTION TIME	Value in field auction time is invalid.
40031	INVALID VALUE IN FIELD AUCTION TYPE	Value in field auction type is invalid.
40032	INVALID VALUE IN FIELD AUTO STA SWI	Value in field auto sta swi is invalid.
40033	INVALID VALUE IN FIELD AVG TRADE MATCH PRICE	Value in field average trade match price is invalid.
40034	INVALID VALUE IN FIELD BOND FST CPN DEV	Value in field bond fst coupon dev is invalid.

Xetra Exception Code	Xetra Exception Message	Description
40035	INVALID VALUE IN FIELD BCAST TYPE	Value in field bcast type is invalid.
40036	INVALID VALUE IN FIELD BEST BDRY ASK	Value in field BEST boundary ask is invalid.
40037	INVALID VALUE IN FIELD BEST BDRY BID	Value in field BEST boundary bid is invalid.
40038	INVALID VALUE IN FIELD BEST BDRY	Value in field BEST boundary is invalid.
40039	INVALID VALUE IN FIELD BEST EXR BRN ID COD B	Value in field BEST exr brn id code B is invalid.
40040	INVALID VALUE IN FIELD BEST EXR BRN ID COD	Value in field BEST exr brn id code is invalid.
40041	INVALID VALUE IN FIELD BEST EXR BRN ID COD S	Value in field BEST exr brn id code S is invalid.
40042	INVALID VALUE IN FIELD BEST EXR IND	Value in field BEST exr indicator is invalid.
40043	INVALID VALUE IN FIELD BEST EXR IST ID COD B	Value in field BEST exr ist id code B is invalid.
40044	INVALID VALUE IN FIELD BEST EXR IST ID COD	Value in field BEST exr ist id code is invalid.
40045	INVALID VALUE IN FIELD BEST EXR IST ID COD S	Value in field BEST exr ist id code S is invalid.
40046	INVALID VALUE IN FIELD BEST RSRV QTY ASK	Value in field BEST reserve quantity for ask side is invalid.
40047	INVALID VALUE IN FIELD BEST RSRV QTY BID	Value in field BEST reserve quantity for bid side is invalid.
40048	INVALID VALUE IN FIELD BEST RSRV QTY	Value in field BEST reserve quantity is invalid.
40049	INVALID VALUE IN FIELD BEST TRD IND	Value in field BEST trade indicator is invalid.
40050	INVALID VALUE IN FIELD BETR ASS IND	Value in field BETR ass indicator is invalid.
40051	INVALID VALUE IN FIELD BETR IND	Value in field BETR indicator is invalid.

Xetra Exception Code	Xetra Exception Message	Description
40052	INVALID VALUE IN FIELD BID SIDE DEL	Value in field bid side del is invalid.
40053	INVALID VALUE IN FIELD BILL EXCH	The value in field bill exchange is invalid.
40054	INVALID VALUE IN FIELD BON ACR INT CALC MD	The value in field bond accrued interest calculation md is invalid.
40055	INVALID VALUE IN FIELD BON ACR INT	The value in field bond accrued interest is invalid.
40056	INVALID VALUE IN FIELD BON ACR INT DAY A YR	The value in field bond accrued interest day a year is invalid.
40057	INVALID VALUE IN FIELD BON ACR INT DAY	The value in field bond accrued interest day is invalid.
40058	INVALID VALUE IN FIELD BON	The value in field bond is invalid.
40059	INVALID VALUE IN FIELD BON CPN DEVG WSS	The value in field bond coupon devg wss is invalid.
40060	INVALID VALUE IN FIELD BON CPN FREQ	The value in field bond coupon frequency is invalid.
40061	INVALID VALUE IN FIELD BON CPN RAT	The value in field bond coupon rate is invalid.
40062	INVALID VALUE IN FIELD BON CPN SEPA MD	The value in field bond coupon sepa md is invalid.
40063	INVALID VALUE IN FIELD BON FST CPN PMT DAT	The value in field bond first coupon payment date is invalid.
40064	INVALID VALUE IN FIELD BON INT RAT MAX	The value in field maximum bond interest rate is invalid.
40065	INVALID VALUE IN FIELD BON INT RAT MIN	The value in field minimum bond interest rate is invalid.
40066	INVALID VALUE IN FIELD BON LST CPN DEVG IND	The value in field bond last coupon devg indicator is invalid.
40067	INVALID VALUE IN FIELD BON LST CPN PMT DAT	The value in field bond last coupon payment date is invalid.
40068	INVALID VALUE IN FIELD BON MRTY DAT	The value in field bond maturity date is invalid.

Xetra Exception Code	Xetra Exception Message	Description
40069	INVALID VALUE IN FIELD BON NO CPN A YR	The value in field bond number of coupons in a year is invalid.
40070	INVALID VALUE IN FIELD BON NO REM CPN PER	The value in field bon no rem cpn per is invalid.
40071	INVALID VALUE IN FIELD BON NXT ACR INT DAY YR	The value in field bond next accrued interest day in the year is invalid.
40073	INVALID VALUE IN FIELD BON NXT INT RAT	The value in field bond next interest rate is invalid.
40074	INVALID VALUE IN FIELD BON NXT NO REM CPN PER	The value in field bon next no rem cpn per is invalid.
40075	INVALID VALUE IN FIELD BON RDM VAL	The value in field bond rdm value is invalid.
40076	INVALID VALUE IN FIELD BON RGL CPN	The value entered for regular coupon bond field is invalid.
40077	INVALID VALUE IN FIELD BON SCD CPN PMT DAT	The value entered for bond second coupon payment date field is invalid.
40078	INVALID VALUE IN FIELD BON YLD CALC MD	The value in bond yield calculation md field is invalid.
40079	INVALID VALUE IN FIELD BON YLD F2	The value in field bond yield f2 is invalid.
40080	INVALID VALUE IN FIELD BST ASK PRC	The value in best ask price field is invalid.
40081	INVALID VALUE IN FIELD BST ASK QTY	Value in best ask quantity field is invalid.
40082	INVALID VALUE IN FIELD BST BID PRC	Value in best bid price field is invalid.
40083	INVALID VALUE IN FIELD BST BID QTY	Value in best bid quantity field is invalid.
40084	INVALID VALUE IN FIELD BST ORD PRC IND	Value in best order price indicator is invalid.
40085	INVALID VALUE IN FIELD BTR OBB DURN	Value in field btr obb duration is invalid.
40086	INVALID VALUE IN FIELD BUY COD	Value in field buy code is invalid.

Xetra Exception Code	Xetra Exception Message	Description
40087	INVALID VALUE IN FIELD CLG LOC	Value in field clearing location is invalid.
40088	INVALID VALUE IN FIELD CLS AUCT DURN	Value in field closing auction duration is invalid.
40089	INVALID VALUE IN FIELD CLS PRC	Value in field closing price is invalid.
40090	INVALID VALUE IN FIELD CLSD BOOK IND	Value in field closed book indicator is invalid.
40091	INVALID VALUE IN FIELD CMEX IND	Value in field cmex indicator is invalid.
40092	INVALID VALUE IN FIELD CMEX TYP	Value in field cmex type is invalid.
40093	INVALID VALUE IN FIELD CNTC UNT	Value in field cntc unit is invalid.
40094	INVALID VALUE IN FIELD CON DISP DECIMAL	Value in field con disp decimal is invalid.
40095	INVALID VALUE IN FIELD CROSS TRD PRC	Value in field cross trade price is invalid.
40096	INVALID VALUE IN FIELD CROSS TRD QTY	Value in field cross trade quantity is invalid.
40097	INVALID VALUE IN FIELD CROSS TRD TIM	Value in field cross trade time is invalid.
40098	INVALID VALUE IN FIELD CTRL SEG COD	Value in field control segment code is invalid.
40099	INVALID VALUE IN FIELD CTRL SEG COD X	Value in field control segment code x is invalid.
40100	INVALID VALUE IN FIELD CTRL SEG NAM	Value in field control segment name is invalid.
40101	INVALID VALUE IN FIELD CURR CVS FCTR	Value in field currency cvs factor is invalid.
40102	INVALID VALUE IN FIELD CURR DESC	Value in field currency desc is invalid.
40103	INVALID VALUE IN FIELD CURR EXCH RAT	Value in field currency exchange rate is invalid.

Xetra Exception Code	Xetra Exception Message	Description
40104	INVALID VALUE IN FIELD CURR TYP COD	Value in field currency type code is invalid.
40105	INVALID VALUE IN FIELD DATA LEN	Value in field data length is invalid.
40106	INVALID VALUE IN FIELD DATE	Value in field date is invalid.
40107	INVALID VALUE IN FIELD DATE LST UPD DAT B	Value of last updated dat b in field date is invalid.
40108	INVALID VALUE IN FIELD DATE LST UPD DAT	Value of last updated dat in field date is invalid.
40109	INVALID VALUE IN FIELD DATE LST UPD DAT P	Value of last updated dat p in field date is invalid.
40110	INVALID VALUE IN FIELD DATE LST UPD DAT S	Value of last updated dat s in field date is invalid.
40111	INVALID VALUE IN FIELD DEF STL ID ACT	Value in field default settlement id act is invalid.
40112	INVALID VALUE IN FIELD DEF STL ID LOC	Value in field default settlement id location is invalid.
40114	INVALID VALUE IN FIELD DISPO	Value in field dispo is invalid.
40115	INVALID VALUE IN FIELD OTC TRD DAT	Value in field otc trade date is invalid.
40116	INVALID VALUE IN FIELD DLY HGH PRC	Value in field daily high price is invalid.
40117	INVALID VALUE IN FIELD DLY LOW PRC	Value in field daily low price is invalid.
40118	INVALID VALUE IN FIELD DNOM CURR COD	Value in field denomination currency code is invalid.
40119	INVALID VALUE IN FIELD DOM IND	Value in field dom indicator is invalid.
40120	INVALID VALUE IN FIELD END CONT AU DAY	Value in field end continuous auction day is invalid.
40121	INVALID VALUE IN FIELD EOD AUCT DURN	Value in field end-of-day auction duration is invalid.



Xetra Exception Code	Xetra Exception Message	Description
40122	INVALID VALUE IN FIELD EQY NXT DIV DUE DAT	Value in field equity next dividend due date is invalid.
40123	INVALID VALUE IN FIELD EQY NXT DIV ESTD AMT	Value in field equity next dividend
40124	INVALID VALUE IN FIELD EXC CURR TYP COD	Value in field exchange currency type code is invalid.
40125	INVALID VALUE IN FIELD EXCH CRT PROC DAT	Value in field exchange crt proc date is invalid.
40126	INVALID VALUE IN FIELD EXCH ID COD	Value in field exchange id code is invalid.
40128	INVALID VALUE IN FIELD EXCH NAME	Value in field exchange name is invalid.
40129	INVALID VALUE IN FIELD EXCH SYS STATE COD	Value in field exchange system state code is invalid.
40130	INVALID VALUE IN FIELD EXCH X ID	Value in field exchange x id is invalid.
40131	INVALID VALUE IN FIELD MID PNT ORDR IND	Value in field midpoint order indicator is invalid.
40132	INVALID VALUE IN FIELD EXCP STATE IND	Value in field exceptional state indicator is invalid.
40133	INVALID VALUE IN FIELD MIN MID PNT ORDR VAL	Value in field minimum midpoint order value is invalid.
40134	INVALID VALUE IN FIELD BON INT DATA	Value in field bond interest data is invalid.
40135	INVALID VALUE IN FIELD EXTD VOL FCTR	Value in field extended vola factor is invalid.
40136	INVALID VALUE IN FIELD EXTR IND	Value in field extr indicator is invalid.
40137	INVALID VALUE IN FIELD FEE AMT	Value in field fee amount is invalid.
40138	INVALID VALUE IN FIELD FEE AMT FAC	Value in field fee amount fac is invalid.
40139	INVALID VALUE IN FIELD FEE AMT FMT	Value in field fee amount format is invalid.

Xetra Exception Code	Xetra Exception Message	Description
40140	INVALID VALUE IN FIELD FEE CAP	Value in field fee cap is invalid.
40141	INVALID VALUE IN FIELD FEE CRT PKG TYP	Value in field fee crt pkg type is invalid.
40142	INVALID VALUE IN FIELD FEE FLR	Value in field fee floor is invalid.
40143	INVALID VALUE IN FIELD FEE NXT PKG TYP	Value in field fee nxt pkg type is invalid.
40144	INVALID VALUE IN FIELD FEE PKG FLG	Value in field fee pkg flag f is invalid.
40145	INVALID VALUE IN FIELD FEE PKG FLG F	Value in field fee pkg flag f is invalid.
40146	INVALID VALUE IN FIELD FEE PKG NAM CT	Value in field fee pkg name ct is invalid.
40147	INVALID VALUE IN FIELD FEE PKG NAM	Value in field fee pkg name is invalid.
40149	INVALID VALUE IN FIELD FEE PKG TYP CT	Value in field fee pkg type ct is invalid.
40150	INVALID VALUE IN FIELD FEE PKG TYP	Value in field fee pkg type is invalid.
40151	INVALID VALUE IN FIELD FEE PKG TYP F	Value in field fee pkg type f is invalid.
40152	INVALID VALUE IN FIELD FEES ADJ AMT	Value in field fees adjustment amount is invalid.
40153	INVALID VALUE IN FIELD FEES CURR TYP COD	Value in field fees currency type code is invalid.
40154	INVALID VALUE IN FIELD FEES TYP COD	Value in field fees type code is invalid.
40155	INVALID VALUE IN FIELD FEES TYP COD F	Value in field fees type code f is invalid.
40156	INVALID VALUE IN FIELD FEES TYP IND	Value in field fees type indicator is invalid.
40157	INVALID VALUE IN FIELD LST TRD PRC MPO	Value in field last trade price mpo is invalid.

Xetra Exception Code	Xetra Exception Message	Description
40158	INVALID VALUE IN FIELD FILL CURR1	Value in field fill currency 1 is invalid.
40159	INVALID VALUE IN FIELD FILL CURR2	Value in field fill currency 2 is invalid.
40160	INVALID VALUE IN FIELD FILL CURR3	Value in field fill currency 3 is invalid.
40161	INVALID VALUE IN FIELD FILT DAT MAX	Value in field filter maximum date is invalid.
40162	INVALID VALUE IN FIELD FILT DAT MIN	Value in field filter minimum date is invalid.
40163	INVALID VALUE IN FIELD FILT LIM MAX	Value in field filter maximum limit is invalid.
40164	INVALID VALUE IN FIELD FILT LIM MIN	Value in field filter minimum limit.
40165	INVALID VALUE IN FIELD FILT TIM MAX	Value in field filter maximum time is invalid.
40166	INVALID VALUE IN FIELD FILT TIM MIN	Value in field filter minimum time is invalid.
40167	INVALID VALUE IN FIELD FIX VOL PRC OVRD	Value in field fix vol price ovrd is invalid.
40168	INVALID VALUE IN FIELD FIX VOL PRC RNG	Value in field fix vol price range is invalid.
40169	INVALID VALUE IN FIELD FLTG VOL PRC RNG	Value in field floating vol price range is invalid.
40170	INVALID VALUE IN FIELD FM FIX VOL PRC RGE	Value in field fm fix vol price range is invalid.
40171	INVALID VALUE IN FIELD FM FLTG VOL PRC RGE	Value in field fm floating vol price range is invalid.
40172	INVALID VALUE IN FIELD FM IND	Value in field fm indicator is invalid.
40173	INVALID VALUE IN FIELD FRST TRD DAT	Value in field first trade date is invalid.
40175	INVALID VALUE IN FIELD INST ONE DAY QTY MPO	Value in field inst one day quantity mpo is invalid.

Xetra Exception Code	Xetra Exception Message	Description
40176	INVALID VALUE IN FIELD LST TRD QTY MPO	Value in field last trade quantity mpo is invalid.
40177	INVALID VALUE IN FIELD TOT NO TRD MPO	Value in field tot no trade mpo is invalid.
40178	INVALID VALUE IN FIELD TRD TIM MPO	Value in field trade time mpo is invalid.
40179	INVALID VALUE IN FIELD BON LST CPN DEV	Value in field bond last coupon dev is invalid.
40180	INVALID VALUE IN FIELD ICE ORD IND	Value in field iceberg order indicator is invalid.
40181	INVALID VALUE IN FIELD IDX VAR ID	Value in field index var id is invalid.
40182	INVALID VALUE IN FIELD INDY AUCTION DURN	Value in field ind y auction duration is invalid.
40183	INVALID VALUE IN FIELD INQ TRD RAT	Value in field inquire trade rate is invalid.
40184	INVALID VALUE IN FIELD INS ASN NUM	Value in field ins asn number is invalid.
40185	INVALID VALUE IN FIELD INS TOT NUM	Value in field ins tot num is invalid.
40186	INVALID VALUE IN FIELD INST ASS COD	Value in field instrument ass code is invalid.
40187	INVALID VALUE IN FIELD INST GRP COD	Value in field instrument group code is invalid.
40188	INVALID VALUE IN FIELD INST GRP COD NEW	Value in field new instrument group is invalid.
40189	INVALID VALUE IN FIELD INST GRP NAM	Value in field instrument group name is invalid.
40190	INVALID VALUE IN FIELD INST GRP TYP	Value in field instrument group type is invalid.
40191	INVALID VALUE IN FIELD INST MNEM	Value in field instrument mnem is invalid.
40192	INVALID VALUE IN FIELD INST ONE DAY QTY BEST	Value in field instrument best one day quantity is invalid.

Xetra Exception Code	Xetra Exception Message	Description
40193	INVALID VALUE IN FIELD INST ONE DAY QTY	Value in field instrument one day quantity is invalid.
40194	INVALID VALUE IN FIELD INST SHT NAM	Value in field instrument short name is invalid.
40195	INVALID VALUE IN FIELD INST SPEC REP IND	Value in field instrument spec rep indicator is invalid.
40196	INVALID VALUE IN FIELD INST SUB TYP COD	Value in field instrument sub type code is invalid.
40197	INVALID VALUE IN FIELD INST TYP COD	Value in field instrument type code is invalid.
40198	INVALID VALUE IN FIELD INST TYP COD F	Value in field instrument type code f is invalid.
40199	INVALID VALUE IN FIELD IPO ASK LIM	Value in field ipo ask limit is invalid.
40200	INVALID VALUE IN FIELD IPO BID LIM	Value in field ipo bid limit is invalid.
40202	INVALID VALUE IN FIELD ISIN COD	Value in field isin code is invalid.
40203	INVALID VALUE IN FIELD ISIN COD F	Value in field isin code f is invalid.
40204	INVALID VALUE IN FIELD ISIN COD P	Value in field isin code p is invalid.
40206	INVALID VALUE IN FIELD ISIN SEQ NO	Value in field isin sequence number is invalid.
40207	INVALID VALUE IN FIELD ISSR IND	Value in field issr indicator is invalid.
40208	INVALID VALUE IN FIELD ISSR MEMB ID	Value in field issr member id is invalid.
40209	INVALID VALUE IN FIELD ISSR SUB GRP	Value in field issr sub group is invalid.
40210	INVALID VALUE IN FIELD KEY DAT CTRL BLC	Value in field key data control block is invalid.
40211	INVALID VALUE IN FIELD KIND OF DEPO B	Value in field kind of deposit b is invalid.

Xetra Exception Code	Xetra Exception Message	Description
40212	INVALID VALUE IN FIELD KIND OF DEPO	Value in field kind of deposit is invalid.
40213	INVALID VALUE IN FIELD KIND OF DEPO S	Value in field kind of deposit s is invalid.
40214	INVALID VALUE IN FIELD LIC TYP	Value in field license type is invalid.
40216	INVALID VALUE IN FIELD LIQ PROV IND	Value in field liquidity provider indicator is invalid.
40217	INVALID VALUE IN FIELD LM IND	Value in field Liquidity manager indicator is invalid.
40218	INVALID VALUE IN FIELD LMT ORD IND	Value in field limit order indicator is invalid.
40219	INVALID VALUE IN FIELD LST AUCT PRC	Value in field last auction price is invalid.
40220	INVALID VALUE IN FIELD LST AUCT QTY	Value in field last auction quality is invalid.
40221	INVALID VALUE IN FIELD LST MOD TIM	Value in field last modified time is invalid.
40222	INVALID VALUE IN FIELD LST TRD DAT	Value in field last trade date is invalid.
40223	INVALID VALUE IN FIELD LST TRD PRC	Value in field last trade price is invalid.
40224	INVALID VALUE IN FIELD LST TRD QTY	Value in field last trade quantity is invalid.
40225	INVALID VALUE IN FIELD MAX DURN RND END	Value in field maximum duration round end is invalid.
40226	INVALID VALUE IN FIELD MAX MRTY DAT	Value in field maximum maturity date is invalid.
40227	INVALID VALUE IN FIELD MAX ORDR VAL BEST	Value in field maximum best order value is invalid.
40228	INVALID VALUE IN FIELD MAX ORDR VAL	Value in field maximum order value is invalid.
40229	INVALID VALUE IN FIELD MAX SRP QTY	Value in field maximum surplus quantity is invalid.

Xetra Exception Code	Xetra Exception Message	Description
40230	INVALID VALUE IN FIELD MAX SYS USG	Value in field maximum system usage is invalid.
40231	INVALID VALUE IN FIELD MKT SEG	Value in field market segment is invalid.
40232	INVALID VALUE IN FIELD MKT SEG SUPL	Value in field market segment supl is invalid.
40233	INVALID VALUE IN FIELD MEMB BRN ID COD APP	Value in field member brn id code app is invalid.
40234	INVALID VALUE IN FIELD MEMB BRN ID COD B	Value in field member brn id code b is invalid.
40235	INVALID VALUE IN FIELD MEMB BRN ID COD CTPY	Value in field member brn id code counterparty is invalid.
40236	INVALID VALUE IN FIELD MEMB BRN ID COD	Value in field member brn id code is invalid.
40237	INVALID VALUE IN FIELD MEMB BRN ID COD F	Value in field member brn id code f is invalid.
40239	INVALID VALUE IN FIELD MEMB BRN ID COD S	Value in field member brn id code s is invalid.
40241	INVALID VALUE IN FIELD MEMB CLG ID COD B	Value in field member clearing id code b is invalid.
40242	INVALID VALUE IN FIELD MEMB CLG ID COD	Value in field member clearing id code is invalid.
40243	INVALID VALUE IN FIELD MEMB CLG ID COD F	Value in field member clearing id code f is invalid.
40245	INVALID VALUE IN FIELD MEMB CLG ID COD S	Value in field member clearing id code s is invalid.
40247	INVALID VALUE IN FIELD MEMB CLG STL ID ACT	Value in field member clearing settlement id act is invalid.
40248	INVALID VALUE IN FIELD MEMB CLG STL ID ACT F	Value in field member clearing settlement id act f is invalid.
40249	INVALID VALUE IN FIELD MEMB CLG STL ID LOC	Value in field member clearing settlement id location is invalid.
40250	INVALID VALUE IN FIELD MEMB CLG STL ID LOC F	Value in field member clearing settlement id location f is invalid.

Xetra Exception Code	Xetra Exception Message	Description
40251	INVALID VALUE IN FIELD MEMB CLG TYP COD	Value in field member clearing type code is invalid.
40252	INVALID VALUE IN FIELD MEMB CP CLG STL ID ACT	Value in field member cp clearing settlement id act is invalid.
40253	INVALID VALUE IN FIELD MEMB CP CLG STL ID LOC	Value in field member cp clearing settlement id location is invalid.
40254	INVALID VALUE IN FIELD MEMB CTPY CLG ID COD	Value in field member counterparty clearing id code is invalid.
40255	INVALID VALUE IN FIELD MEMB CTPY ID COD	Value in field member counterparty id code is invalid.
40256	INVALID VALUE IN FIELD MEMB CTPY ID COD F	Value in field member counterparty id code f is invalid.
40257	INVALID VALUE IN FIELD MEMB CTPY KV NO	Value in field member counterparty kv no is invalid.
40258	INVALID VALUE IN FIELD MEMB DWZ ACT NO	Value in field member dwz act no is invalid.
40259	INVALID VALUE IN FIELD MEMB DWZ LOC NO	Value in field member dwz location no is invalid.
40260	INVALID VALUE IN FIELD MEMB EXC TYP COD	Value in field member exchange type code is invalid.
40261	INVALID VALUE IN FIELD MEMB IST ID COD APP	Value in field member ist id code app is invalid.
40262	INVALID VALUE IN FIELD MEMB IST ID COD B	Value in field member ist id code b is invalid.
40263	INVALID VALUE IN FIELD MEMB IST ID COD CTPY	Value in field member ist id code counterparty is invalid.
40264	INVALID VALUE IN FIELD MEMB IST ID COD	Value in field member ist id code is invalid.
40265	INVALID VALUE IN FIELD MEMB IST ID COD F	Value in field member ist id code f is invalid.
40267	INVALID VALUE IN FIELD MEMB IST ID COD S	Value in field member ist id code s is invalid.
40269	INVALID VALUE IN FIELD MEMB KV NO B	Value in field member kv no b is invalid.



Xetra Exception Code	Xetra Exception Message	Description
40270	INVALID VALUE IN FIELD MEMB KV NO	Value in field member kv no is invalid.
40271	INVALID VALUE IN FIELD MEMB KV NO S	Value in field member kv no s is invalid.
40272	INVALID VALUE IN FIELD MEMB LGL NAM	Value in field member legal name is invalid.
40273	INVALID VALUE IN FIELD MEMB NET IND A	Value in field member net indicator a is invalid.
40274	INVALID VALUE IN FIELD MEMB NET IND P	Value in field member net indicator p is invalid.
40275	INVALID VALUE IN FIELD MEMB OS BRN ID COD B	Value in field member os brn id code b is invalid.
40276	INVALID VALUE IN FIELD MEMB OS BRN ID COD	Value in field member os brn id code is invalid.
40277	INVALID VALUE IN FIELD MEMB OS BRN ID COD S	Value in field member os brn id code s is invalid.
40278	INVALID VALUE IN FIELD MEMB OS IST ID COD B	Value in field member os ist id code b is invalid.
40279	INVALID VALUE IN FIELD MEMB OS IST ID COD	Value in field member os ist id code is invalid.
40280	INVALID VALUE IN FIELD MEMB OS IST ID COD S	Value in field member os ist id code s is invalid.
40281	INVALID VALUE IN FIELD MEMB PHN NO	Value in field member phn no is invalid.
40282	INVALID VALUE IN FIELD MEMB PSN FUL NAM	Value in field member full name of person is invalid.
40283	INVALID VALUE IN FIELD MEMB STS COD	Value in field member sts code is invalid.
40284	INVALID VALUE IN FIELD MEMB USR BRN ID COD	Value in field member user brn id code is invalid.
40285	INVALID VALUE IN FIELD MEMB USR IST ID COD	Value in field member user ist id code is invalid.
40286	INVALID VALUE IN FIELD MEMBER ID	Value in field member id is invalid.

Xetra Exception Code	Xetra Exception Message	Description
40287	INVALID VALUE IN FIELD MSG SHT TXT	Value in field message short text is invalid.
40288	INVALID VALUE IN FIELD MID PT VAL DURN	Value in field mid point validity duration is invalid.
40289	INVALID VALUE IN FIELD MIN ICE QTY	Value in field minimum iceberg quantity is invalid.
40290	INVALID VALUE IN FIELD MIN MRTY DAT	Value in field minimum maturity date is invalid.
40291	INVALID VALUE IN FIELD MIN PEAK QTY	Value in field minimum peak quantity is invalid.
40292	INVALID VALUE IN FIELD MIN TRDB UNT	Value in field minimum trade b unit is invalid.
40293	INVALID VALUE IN FIELD MKT IMB IND	Value in field market imbalance indicator is invalid
40294	INVALID VALUE IN FIELD MKT ORD IND	Value in field market order indicator is invalid.
40295	INVALID VALUE IN FIELD MKT ORD INTR DURN	Value in field market order interruption duration is invalid.
40296	INVALID VALUE IN FIELD MKT ORD INTR IND	Value in field market order interruption indicator is invalid.
40297	INVALID VALUE IN FIELD MKT ORD MTCH RGE	Value in field market order match range is invalid.
40298	INVALID VALUE IN FIELD MKT ORD MTCH RGE FMT	Value in field market order match range format is invalid.
40299	INVALID VALUE IN FIELD MKT VAL	Value in field market value is invalid.
40300	INVALID VALUE IN FIELD MOI IND	Value in field moi indicator is invalid.
40301	INVALID VALUE IN FIELD MTCH RNG ASK	Value in field match range ask is invalid.
40302	INVALID VALUE IN FIELD MTCH RNG BID	Value in field match range bid is invalid.
40303	INVALID VALUE IN FIELD MTCH RNG MAX ENT DURN	Value in field maximum match range ent duration is invalid.

Xetra Exception Code	Xetra Exception Message	Description
40304	INVALID VALUE IN FIELD MTL ORD IND	Value in field market-to-limit order indicator is invalid.
40305	INVALID VALUE IN FIELD NET CHG	Value in field net change is invalid.
40306	INVALID VALUE IN FIELD NET GRP COD	Value in field net group code is invalid.
40307	INVALID VALUE IN FIELD NET MKT VAL	Value in field net market value is invalid.
40308	INVALID VALUE IN FIELD NET SFX NO B	Value in field net suffix no b is invalid.
40309	INVALID VALUE IN FIELD NET SFX NO S	Value in field net suffix no s is invalid.
40310	INVALID VALUE IN FIELD NET TRAD QTY	Value in field net trade quantity is invalid.
40311	INVALID VALUE IN FIELD NET TYP COD B	Value in field net type code b is invalid.
40312	INVALID VALUE IN FIELD NET TYP COD	Value in field net type code is invalid.
40313	INVALID VALUE IN FIELD NET TYP COD S	Value in field net type code s is invalid.
40314	INVALID VALUE IN FIELD NEW PW	Value in field new pw is invalid.
40315	INVALID VALUE IN FIELD NEWS DAT	Value in field news date is invalid.
40316	INVALID VALUE IN FIELD NEWS DTL	Value in field news detail is invalid.
40317	INVALID VALUE IN FIELD NEWS PRIO	Value in field news priority is invalid.
40318	INVALID VALUE IN FIELD NEWS TIM	Value in field news time is invalid.
40319	INVALID VALUE IN FIELD NMSG LINE NO	Value in field nmsg line no is invalid.
40320	INVALID VALUE IN FIELD NO TOT TRD QTY	Value in field no tot trade quantity is invalid.

Xetra Exception Code	Xetra Exception Message	Description
40321	INVALID VALUE IN FIELD NUM MESSAGES	Value in field number of messages is invalid.
40322	INVALID VALUE IN FIELD NUM ORDR ASK	Value in field num ask order is invalid.
40323	INVALID VALUE IN FIELD NUM ORDR BID	Value in field num bid order is invalid.
40324	INVALID VALUE IN FIELD OLD PW	Value in field old pw is invalid.
40325	INVALID VALUE IN FIELD OPN AUCT DURN	Value in field open auction duration is invalid.
40326	INVALID VALUE IN FIELD OPN PRC	Value in field open price is invalid.
40327	INVALID VALUE IN FIELD ORD QUO CONF	Value in field order quote confirmation is invalid.
40328	INVALID VALUE IN FIELD ORDR BK QTY	Value in field order book quantity is invalid.
40329	INVALID VALUE IN FIELD ORDR BUY COD	Value in field buy order code is invalid.
40331	INVALID VALUE IN FIELD ORDR CNCL QTY	Value in field order cncl quantity is invalid.
40332	INVALID VALUE IN FIELD ORDR COMPL COD B	Value in field order completion code b is invalid.
40333	INVALID VALUE IN FIELD ORDR COMPL COD	Value in field order completion code is invalid.
40334	INVALID VALUE IN FIELD ORDR COMPL COD S	Value in field order completion code s is invalid.
40335	INVALID VALUE IN FIELD ORDR EXE PRC	Value in field order execution price is invalid.
40336	INVALID VALUE IN FIELD ORDR EXE QTY	Value in field order execution quantity is invalid.
40337	INVALID VALUE IN FIELD ORDR EXP DAT	Value in field order expiry date is invalid.
40338	INVALID VALUE IN FIELD ORDR NO B	Value in field order no b is invalid.

Xetra Exception Code	Xetra Exception Message	Description
40339	INVALID VALUE IN FIELD ORDR NO BUY	Value in field buy order no is invalid.
40340	INVALID VALUE IN FIELD ORDR NO	Value in field order no is invalid.
40341	INVALID VALUE IN FIELD ORDR NO S	Value in field order no s is invalid.
40342	INVALID VALUE IN FIELD ORDR NO SELL	Value in field sell order no is invalid.
40343	INVALID VALUE IN FIELD ORDR NUM BUY NEW	Value in field new buy order num is invalid.
40344	INVALID VALUE IN FIELD ORDR NUM BUY OLD	Value in field order old num for buy side is invalid.
40345	INVALID VALUE IN FIELD ORDR NUM NEW	Value in field order new num is invalid.
40346	INVALID VALUE IN FIELD ORDR NUM OLD	Value in field order old num is invalid.
40347	INVALID VALUE IN FIELD ORDR NUM SELL NEW	Value in field order new num for sell side is invalid.
40348	INVALID VALUE IN FIELD ORDR NUM SELL OLD	Value in field order old num for sell side is invalid.
40349	INVALID VALUE IN FIELD ORDR PRT FIL COD	Value in field order prt fil code is invalid.
40350	INVALID VALUE IN FIELD ORDR QTY	Value in field order quantity is invalid.
40351	INVALID VALUE IN FIELD ORDR RES COD	Value in field order restriction code is invalid.
40352	INVALID VALUE IN FIELD ORDR STOP LIM	Value in field stop limit order is invalid.
40353	INVALID VALUE IN FIELD ORDR TYP COD	Value in field order type code is invalid.
40354	INVALID VALUE IN FIELD OTC APP FLG	Value in field otc app flag is invalid.
40355	INVALID VALUE IN FIELD OTC TRD TIM	Value in field otc trade time is invalid.

Xetra Exception Code	Xetra Exception Message	Description
40356	INVALID VALUE IN FIELD PART NO1	Value in field part no 1 is invalid.
40357	INVALID VALUE IN FIELD PART NO APP	Value in field part no app is invalid.
40358	INVALID VALUE IN FIELD PART NO CTPY	Value in field part no counterpart is invalid.
40359	INVALID VALUE IN FIELD PART NO	Value in field part no is invalid.
40360	INVALID VALUE IN FIELD PART NO F	Value in field part no f is invalid.
40361	INVALID VALUE IN FIELD PART NO TEXT B	Value in field part no text b is invalid.
40362	INVALID VALUE IN FIELD PART NO TEXT	Value in field part no text is invalid.
40363	INVALID VALUE IN FIELD PART NO TEXT S	Value in field part no text s is invalid.
40364	INVALID VALUE IN FIELD PART OS NO TXT B	Value in field part os no text b is invalid.
40365	INVALID VALUE IN FIELD PART OS NO TXT	Value in field part os no text is invalid.
40366	INVALID VALUE IN FIELD PART OS NO TXT S	Value in field part os no text s is invalid.
40367	INVALID VALUE IN FIELD PART OS SUB GRP COD B	Value in field part os sub group code b is invalid.
40368	INVALID VALUE IN FIELD PART OS SUB GRP COD	Value in field part os sub group code is invalid.
40369	INVALID VALUE IN FIELD PART OS SUB GRP COD S	Value in field part os sub group code s is invalid.
40370	INVALID VALUE IN FIELD PART PWD	Value in field part pwd is invalid.
40371	INVALID VALUE IN FIELD PART SUB GRP COD1	Value in field part sub group code 1 is invalid.
40372	INVALID VALUE IN FIELD PART SUB GRP COD APP	Value in field part sub group code app is invalid.

Xetra Exception Code	Xetra Exception Message	Description
40373	INVALID VALUE IN FIELD PART SUB GRP COD CTPY	Value in field part sub group code counterparty is invalid.
40374	INVALID VALUE IN FIELD PART SUB GRP COD	Value in field part sub group code is invalid.
40375	INVALID VALUE IN FIELD PART SUB GRP COD F	Value in field part sub group code f is invalid.
40376	INVALID VALUE IN FIELD PART SUB GRP ID COD B	Value in field part sub group id code b is invalid.
40377	INVALID VALUE IN FIELD PART SUB GRP ID COD	Value in field part sub group id code is invalid.
40378	INVALID VALUE IN FIELD PART SUB GRP ID COD S	Value in field part sub group id code s is invalid.
40379	INVALID VALUE IN FIELD PASSWORD	Value in field password is invalid.
40380	INVALID VALUE IN FIELD PEAK SIZE QTY	Value in field peak size quantity is invalid.
40381	INVALID VALUE IN FIELD POST TRD ATY	Value in field post trade anonymity is invalid.
40382	INVALID VALUE IN FIELD PRC CURR COD B	Value in field price currency code b is invalid.
40383	INVALID VALUE IN FIELD PRC CURR COD	Value in field price currency code is invalid.
40384	INVALID VALUE IN FIELD PRC CURR COD S	Value in field price currency code s is invalid.
40385	INVALID VALUE IN FIELD PRC RSBL CHK FLG	Value in checked field price reasonability flag is invalid.
40386	INVALID VALUE IN FIELD PRCS PROD STATE	Value in field prcs production state is invalid.
40387	INVALID VALUE IN FIELD PRCS STS VAL COD	Value in field prcs sts validity code is invalid.
40388	INVALID VALUE IN FIELD PRCS TRN COD	Value in field prcs trn code is invalid.
40389	INVALID VALUE IN FIELD PRE TRD STRT	Value in field pre trade start is invalid.

Xetra Exception Code	Xetra Exception Message	Description
40390	INVALID VALUE IN FIELD PRICE	Value in field price is invalid.
40391	INVALID VALUE IN FIELD PROP IND	Value in field prop indicator is invalid.
40392	INVALID VALUE IN FIELD PST TRD END	Value in field post trade end is invalid.
40393	INVALID VALUE IN FIELD QR QTY	Value in field quote request quantity is invalid.
40394	INVALID VALUE IN FIELD QR TIM	Value in field quote request time is invalid.
40395	INVALID VALUE IN FIELD QR TIM MIN	Value in field minimum quote request time is invalid.
40396	INVALID VALUE IN FIELD QUANTITY	Value in field quantity is invalid.
40397	INVALID VALUE IN FIELD QUO BOOK IND	Value in field quote book indicator is invalid.
40398	INVALID VALUE IN FIELD QUO EXE PRC BUY	Value in field quote execution price for buy side is invalid.
40399	INVALID VALUE IN FIELD QUO EXE PRC SEL	Value in field quote execution price for sell side is invalid.
40400	INVALID VALUE IN FIELD QUO QTY BUY	Value in field quote quantity for buy side is invalid.
40401	INVALID VALUE IN FIELD QUO QTY SEL	Value in field quote quantity for sell side is invalid.
40402	INVALID VALUE IN FIELD QUO TIM MAX	Value in field maximum quote time is invalid.
40403	INVALID VALUE IN FIELD QUO TIM MIN	Value in field minimum quote time is invalid.
40404	INVALID VALUE IN FIELD QUO TRAN TIM BUY	Value in field quote tran time for buy side is invalid.
40405	INVALID VALUE IN FIELD QUO TRAN TIM SEL	Value in field quote tran time for sell side is invalid.
40406	INVALID VALUE IN FIELD QUOT TYP IND	Value in field quote type indicator is invalid.



Xetra Exception Code	Xetra Exception Message	Description
40407	INVALID VALUE IN FIELD RAW ACT COD	Value in field raw act code is invalid.
40408	INVALID VALUE IN FIELD RAWD MBR CRT SLT COD	Value in field rawd member crt slt code is invalid.
40409	INVALID VALUE IN FIELD RE TRANS DATA	Value in field re trans data is invalid.
40410	INVALID VALUE IN FIELD REM PEAK QTY	Value in field rem peak quantity is invalid.
40411	INVALID VALUE IN FIELD REPO INT AMNT	Value in field repo interest rate amount is invalid.
40412	INVALID VALUE IN FIELD REPO INT RAT	Value in field repo interest rate is invalid.
40413	INVALID VALUE IN FIELD REPO TYP	Value in field repo type is invalid.
40414	INVALID VALUE IN FIELD REPT CTL COD	Value in field report ctl code is invalid.
40415	INVALID VALUE IN FIELD REPT HIS DAT	Value in field report history data is invalid.
40416	INVALID VALUE IN FIELD REPT ID COD	Value in field report id code is invalid.
40417	INVALID VALUE IN FIELD REPT ID COD KEY	Value in field report id code key is invalid.
40418	INVALID VALUE IN FIELD REPT MBR CRT SLT COD	Value in field report member crt slt code is invalid.
40419	INVALID VALUE IN FIELD REPT MNLN COD	Value in field report mnln code is invalid.
40420	INVALID VALUE IN FIELD REPT NAM	Value in field report name is invalid.
40421	INVALID VALUE IN FIELD REPT PRNT FRQ COD	Value in field report print frequency code is invalid.
40422	INVALID VALUE IN FIELD REQ DATA TXT	Value in field request data text is invalid.
40423	INVALID VALUE IN FIELD RESC ACC LVL NO	Value in field resc acc level no is invalid.

Xetra Exception Code	Xetra Exception Message	Description
40424	INVALID VALUE IN FIELD RESERVED_1	Value in field reserved 1 is invalid.
40425	INVALID VALUE IN FIELD RESERVED_2	Value in field reserved 2 is invalid.
40426	INVALID VALUE IN FIELD RESERVED_3	Value in field reserved 3 is invalid.
40427	INVALID VALUE IN FIELD RESUBMIT NO	Value in field resubmit no is invalid.
40428	INVALID VALUE IN FIELD ROND LOT QTY	Value in field round lot quantity is invalid.
40429	INVALID VALUE IN FIELD SECU OFFICIAL IND	Value in field secu official indicator is invalid.
40430	INVALID VALUE IN FIELD SEG OR INST FLG	Value in field segment or instrument flag is invalid.
40431	INVALID VALUE IN FIELD SERI LST PD PRC	Value in field seri last pd price is invalid.
40433	INVALID VALUE IN FIELD SETL MD	Value in field settlement md is invalid.
40434	INVALID VALUE IN FIELD SETL PERIOD FLG	Value in field settlement period flag is invalid.
40435	INVALID VALUE IN FIELD SETL TYP COD	Value in field settlement type code is invalid.
40437	INVALID VALUE IN FIELD SNR IND	Value in field senior indicator is invalid.
40438	INVALID VALUE IN FIELD SPRD FACT	Value in field spread fact is invalid.
40439	INVALID VALUE IN FIELD SPRD FACT LM	Value in field liquidity manager spread fact is invalid.
40440	INVALID VALUE IN FIELD SPRD MIN QTY	Value in field minimum spread quantity is invalid.
40441	INVALID VALUE IN FIELD SPRD MIN QTY LM	Value in field liquidity manager minimum spread quantity is invalid.
40442	INVALID VALUE IN FIELD SPRD TYP COD	Value in field spread type code is invalid.

Xetra Exception Code	Xetra Exception Message	Description
40443	INVALID VALUE IN FIELD SPRD TYP COD LM	Value in field liquidity manager spread type code is invalid.
40444	INVALID VALUE IN FIELD SRP BID ASK IND	Value in field surplus bid ask indicator is invalid.
40445	INVALID VALUE IN FIELD SRP QTY	Value in field surplus quantity is invalid.
40446	INVALID VALUE IN FIELD START STM SEQ NO	Value in field start stream sequence no is invalid.
40447	INVALID VALUE IN FIELD STL AMNT B	Value in field settlement amount b is invalid.
40448	INVALID VALUE IN FIELD STL AMNT	Value in field settlement amount is invalid.
40449	INVALID VALUE IN FIELD STL AMNT PURCH	Value in field settlement amount purchase is invalid.
40450	INVALID VALUE IN FIELD STL AMNT REPURCH	Value in field settlement amount repurchase is invalid.
40451	INVALID VALUE IN FIELD STL AMNT S	Value in field settlement amount s is invalid.
40452	INVALID VALUE IN FIELD STL CURR COD B	Value in field settlement currency code b is invalid.
40453	INVALID VALUE IN FIELD STL CURR COD	Value in field settlement currency code is invalid.
40454	INVALID VALUE IN FIELD STL CURR COD S	Value in field settlement currency code s is invalid.
40455	INVALID VALUE IN FIELD STL CURR EXC RAT B	Value in field settlement currency exchange rate b is invalid.
40456	INVALID VALUE IN FIELD STL CURR EXC RAT	Value in field settlement currency exchange rate is invalid.
40457	INVALID VALUE IN FIELD STL CURR EXC RAT S	Value in field settlement currency exchange rate s is invalid.
40458	INVALID VALUE IN FIELD STL DAT PURCH	Value in field settlement date purchase is invalid.
40459	INVALID VALUE IN FIELD STL DAT REPURCH	Value in field settlement date repurchase is invalid.

Xetra Exception Code	Xetra Exception Message	Description
40460	INVALID VALUE IN FIELD STL DATE B	Value in field settlement date b is invalid.
40461	INVALID VALUE IN FIELD STL DATE	Value in field settlement date is invalid.
40462	INVALID VALUE IN FIELD STL DATE S	Value in field settlement date s is invalid.
40463	INVALID VALUE IN FIELD STL ID ACT B	Value in field settlement id act b is invalid.
40464	INVALID VALUE IN FIELD STL ID ACT	Value in field settlement id act is invalid.
40465	INVALID VALUE IN FIELD STL ID ACT S	Value in field settlement id act s is invalid.
40466	INVALID VALUE IN FIELD STL ID LOC B	Value in field settlement id location b is invalid.
40467	INVALID VALUE IN FIELD STL ID LOC	Value in field settlement id location is invalid.
40468	INVALID VALUE IN FIELD STL ID LOC S	Value in field settlement id location s is invalid.
40470	INVALID VALUE IN FIELD STM SEQ NO	Value in field stream sequence no is invalid.
40471	INVALID VALUE IN FIELD STOP STM SEQ NO	Value in field stop stream sequence no is invalid.
40472	INVALID VALUE IN FIELD STRT CONT AU DAY	Value in field start continuous au day is invalid.
40473	INVALID VALUE IN FIELD SUS IND	Value in field suspend indicator is invalid.
40474	INVALID VALUE IN FIELD TABL EFF DAT	Value in field table eff date is invalid.
40475	INVALID VALUE IN FIELD TABL LST UPD DAT	Value in field table last update date is invalid.
40476	INVALID VALUE IN FIELD TEMP CTRL FILE FLG	Value in field temp control file flag is invalid.
40477	INVALID VALUE IN FIELD TEXT B	Value in field text b is invalid.

Xetra Exception Code	Xetra Exception Message	Description
40478	INVALID VALUE IN FIELD TEXT	Value in field text is invalid.
40479	INVALID VALUE IN FIELD TEXT F	Value in field text e is invalid.
40480	INVALID VALUE IN FIELD TEXT S	Value in field text s is invalid.
40481	INVALID VALUE IN FIELD TIC SIZE	Value in field tic size is invalid.
40482	INVALID VALUE IN FIELD TIC VAL	Value in field tic val is invalid.
40483	INVALID VALUE IN FIELD TIME	Value in field time is invalid.
40484	INVALID VALUE IN FIELD TIMESTAMP	Value in field timestamp is invalid.
40485	INVALID VALUE IN FIELD TOT NO TRD BEST	Value in field tot no trade best is invalid.
40486	INVALID VALUE IN FIELD TRAD BUY SEL COD	Value in field trade buy sell code is invalid.
40489	INVALID VALUE IN FIELD TRAD MTCH PRC	Value in field trade match price is invalid.
40490	INVALID VALUE IN FIELD TRAD MTCH QTY	Value in field trade match quantity is invalid.
40491	INVALID VALUE IN FIELD TRAN DAT BUY	Value in field tran dat for buy side is invalid.
40492	INVALID VALUE IN FIELD TRAN DAT	Value in field tran date is invalid.
40493	INVALID VALUE IN FIELD TRAN DAT F	Value in field transaction date f is invalid.
40494	INVALID VALUE IN FIELD TRAN DAT SEL	Value in field transaction date sel is invalid.
40495	INVALID VALUE IN FIELD TRAN FEE A	Value in field transaction fee a is invalid.
40496	INVALID VALUE IN FIELD TRAN FEE B	Value in field transaction fee b is invalid.

Xetra Exception Code	Xetra Exception Message	Description
40497	INVALID VALUE IN FIELD TRAN FEE P	Value in field transaction fee p is invalid.
40498	INVALID VALUE IN FIELD TRAN FEE Q	Value in field transaction fee q is invalid.
40499	INVALID VALUE IN FIELD TRAN ID NO BUY	Value in field transaction id no for buy side is invalid.
40500	INVALID VALUE IN FIELD TRAN ID NO	Value in field transaction id no is invalid.
40501	INVALID VALUE IN FIELD TRAN ID NO F	Value in field transaction id no f is invalid.
40502	INVALID VALUE IN FIELD TRAN ID NO P	Value in field transaction id no p is invalid.
40503	INVALID VALUE IN FIELD TRAN ID NO SELL	Value in field transaction id no for sell side is invalid.
40504	INVALID VALUE IN FIELD TRAN ID SFX NO B	Value in field transaction id suffix no b is invalid.
40505	INVALID VALUE IN FIELD TRAN ID SFX NO	Value in field transaction id suffix no is invalid.
40506	INVALID VALUE IN FIELD TRAN ID SFX NO F	Value in field transaction id suffix no f is invalid.
40507	INVALID VALUE IN FIELD TRAN ID SFX NO P	Value in field transaction id suffix no p is invalid.
40508	INVALID VALUE IN FIELD TRAN ID SFX NO S	Value in field transaction id suffix no s is invalid.
40509	INVALID VALUE IN FIELD TRAN TIM BEG F	Value in field begin of transaction time f is invalid.
40510	INVALID VALUE IN FIELD TRAN TIM BUY	Value in field transaction time for buy side is invalid.
40511	INVALID VALUE IN FIELD TRAN TIM	Value in field transaction time is invalid.
40512	INVALID VALUE IN FIELD TRAN TIM END F	Value in field end of transaction time f is invalid.
40513	INVALID VALUE IN FIELD TRAN TIM SEL	Value in field transaction time for sell side is invalid.

Xetra Exception Code	Xetra Exception Message	Description
40514	INVALID VALUE IN FIELD TRAN TYP COD	Value in field transaction type code is invalid.
40515	INVALID VALUE IN FIELD TRAN TYP COD F	Value in field transaction type code f is invalid.
40516	INVALID VALUE IN FIELD TRD BK QTY ASK	Value in field trade book quantity for ask is invalid.
40517	INVALID VALUE IN FIELD TRD BK QTY BID	Value in field trade book quantity for bid is invalid.
40518	INVALID VALUE IN FIELD TRD EXC QTY ASK	Value in field trade exchange quantity for ask is invalid.
40519	INVALID VALUE IN FIELD TRD EXC QTY BID	Value in field trade exchange quantity for bid is invalid.
40520	INVALID VALUE IN FIELD TRD LNK	Value in field trade link is invalid.
40521	INVALID VALUE IN FIELD TRD MDL TYP COD	Value in field trade mdl type code is invalid.
40522	INVALID VALUE IN FIELD TRD PRC BEST	Value in field BEST trade price is invalid.
40523	INVALID VALUE IN FIELD TRD QTY BEST	Value in field BEST trade quantity is invalid.
40524	INVALID VALUE IN FIELD TRD QTY	Value in field trade quantity is invalid.
40525	INVALID VALUE IN FIELD TRD RES TYP COD	Value in field trade restriction type code is invalid.
40526	INVALID VALUE IN FIELD TRD REV IND F	Value in field trade reversal indicator f is invalid.
40527	INVALID VALUE IN FIELD TRD REV IND FILT	Value in field trade reversal indicator filter is invalid.
40528	INVALID VALUE IN FIELD TRD SCH DEF FLG	Value in field trading schedule default flag is invalid.
40529	INVALID VALUE IN FIELD TRD TIM BEST	Value in field BEST trade time is invalid.
40530	INVALID VALUE IN FIELD TRD TIM	Value in field trade time is invalid.

Xetra Exception Code	Xetra Exception Message	Description
40531	INVALID VALUE IN FIELD TRD TYP	Value in field trade type is invalid.
40532	INVALID VALUE IN FIELD TRD TYP F	Value in field trade type f is invalid.
40533	INVALID VALUE IN FIELD TRDR NAM	Value in field trader name is invalid.
40534	INVALID VALUE IN FIELD TRDR STS COD	Value in field trader sts code is invalid,
40535	INVALID VALUE IN FIELD TRN TYP ID	Value in field transaction type id is invalid.
40536	INVALID VALUE IN FIELD TXN COD	Value in field transaction code is invalid.
40537	INVALID VALUE IN FIELD UNT OF QOTN	Value in field unit of quotation is invalid.
40538	INVALID VALUE IN FIELD USER CLASS IND	Value in field user class indicator is invalid.
40539	INVALID VALUE IN FIELD USER ORD NUM B	Value in field user order number b is invalid.
40540	INVALID VALUE IN FIELD USER ORD NUM	Value in field user order number is invalid.
40541	INVALID VALUE IN FIELD USER ORD NUM F	Value in field user order number f is invalid.
40542	INVALID VALUE IN FIELD USER ORD NUM S	Value in field user order number s is invalid.
40543	INVALID VALUE IN FIELD VAL PRC	Value in field value price is invalid.
40544	INVALID VALUE IN FIELD VI DURN	Value in field vi duration is invalid.
40545	INVALID VALUE IN FIELD VOL IND	Value in field vol indicator is invalid.
40546	INVALID VALUE IN FIELD VOL PRC RNG FMT	Value in field vol price range format is invalid.
40547	INVALID VALUE IN FIELD VOLUME	Value in field volume is invalid.



Xetra Exception Code	Xetra Exception Message	Description
40548	INVALID VALUE IN FIELD WAR CAT	Value in field warrant category is invalid.
40549	INVALID VALUE IN FIELD WAR STR PRC	Value in field warrant strike price is invalid.
40552	INVALID VALUE IN FIELD WAR TYP	Value in field warrant type is invalid.
40553	INVALID VALUE IN FIELD WAR UND	Value in field warrant underlying is invalid.
40554	INVALID VALUE IN FIELD WHL MKT OBB DURN	Value in field whole market obb duration is invalid.
40555	INVALID VALUE IN FIELD WKN NO	Value in field wkn no is invalid.
40556	INVALID VALUE IN FIELD XETRA ISIN SUBJECT	Value in field xetra isin subject is invalid.
40557	INVALID VALUE IN FIELD XETRA ISSR MNEM	Value in field xetra issr mnem is invalid.
40574	INVALID VALUE IN FIELD MLI ORDR DATA CTR	Value in field mli order data ctr is invalid.
40575	INVALID VALUE IN FIELD MEMB CCP CLG ID COD	Value in field member ccp clearing id code is invalid.
40576	INVALID VALUE IN FIELD MEMB CCP CLG ID COD B	Value in field member ccp clearing id code b is invalid.
40577	INVALID VALUE IN FIELD MEMB CCP CLG ID COD S	Value in field member ccp clearing id code s is invalid.
40578	INVALID VALUE IN FIELD MEMB CCP FLG	Value in field member ccp flag is invalid.
40579	INVALID VALUE IN FIELD MEMB CLG FLG	Value in field member clearing flag is invalid.
40580	INVALID VALUE IN FIELD MEMB TRD FLG	Value in field member trade flag is invalid.
40581	INVALID VALUE IN FIELD BON YLD TRD IND	Value in field bond yield trade indicator is invalid.
40582	INVALID VALUE IN FIELD BON YLD TRD YLD CLC MD	Value in field bond yield trade yield calculation method is invalid.

Xetra Exception Code	Xetra Exception Message	Description
40583	INVALID VALUE IN FIELD MEMB IST ID COD OBO MS	Value in field member ist id code obo ms is invalid.
40585	INVALID VALUE IN FIELD MLI REC CTR	Value in field mli rec ctr is invalid.
40586	INVALID VALUE IN FIELD DLV DAT	Value in field delivery date is invalid.
40587	INVALID VALUE IN FIELD DLV HR	Value in field delivery hour is invalid.
40588	INVALID VALUE IN FIELD ENGY BID PRC	Value in field energy bid price is invalid.
40589	INVALID VALUE IN FIELD ENGY BID QTY	Value in field energy bid quantity is invalid.
40590	INVALID VALUE IN FIELD ORDR STS COD	Value in field order system code is invalid.
40591	INVALID VALUE IN FIELD MEMB BRN ID COD OBO MS	Value in field member brn id code obo ms is invalid.
40594	INVALID VALUE IN FIELD ENGY TSO COD	Value in field energy tso code is invalid.
40597	INVALID VALUE IN FIELD ENGY BID TYP COD	Value in field energy bid type code is invalid.
40598	INVALID VALUE IN FIELD HOME MKT	Value in field home market is invalid.
40599	INVALID VALUE IN FIELD ENGY AUCT ACTN COD	Value in field energy auction actn code is invalid.
40600	INVALID VALUE IN FIELD ENGY AUCT STS COD	Value in field energy auction system code is invalid.
40601	INVALID VALUE IN FIELD AUCT VOL	Value in field auction volume is invalid.
40602	INVALID VALUE IN FIELD AUCT SRP VOL	Value in field auction surplus volume is invalid.
40603	INVALID VALUE IN FIELD ENGY HRLY BID VOL	Value in field energy hourly bid volume is invalid.
40604	INVALID VALUE IN FIELD ENGY BLC BID VOL	Value in field energy block bid volume is invalid.

Xetra Exception Code	Xetra Exception Message	Description
40605	INVALID VALUE IN FIELD CURR MAX BLC BID NUM	Value in field maximum currency block bid number is invalid.
40606	INVALID VALUE IN FIELD CURR MAX BLC BID QTY	Value in field currency maximum block for bid quantity.
40607	INVALID VALUE IN FIELD CURR MAX PRC STEP NUM	Value in field currency maximum price step num is invalid.
40608	INVALID VALUE IN FIELD NEXT MAX BLC BID NUM	Value in field next maximum block bid num is invalid.
40609	INVALID VALUE IN FIELD NEXT MAX PRC STEP NUM	Value in field next maximum price step num is invalid.
40610	INVALID VALUE IN FIELD NEXT MAX BLC BID QTY	Value in field next maximum block bid quantity is invalid.
40611	INVALID VALUE IN FIELD ENGY MAX PRC	Value in field energy maximum price is invalid.
40612	INVALID VALUE IN FIELD ENGY BLC BID OPTIM LIM	Value in field energy block optimum limit is invalid.
40613	INVALID VALUE IN FIELD ENGY BLC BID OPTIM MIN PRC DIFF	Value in field energy block optimum minimum price difference is invalid.
40614	INVALID VALUE IN FIELD SUMMER TIM ENBL IND	Value in field summer time enbl indicator is invalid.
40615	INVALID VALUE IN FIELD SUMMER TIM BEG DAT	Value in field start of summer time date is invalid.
40616	INVALID VALUE IN FIELD SUMMER TIM BEG HR	Value in field start of summer time hr is invalid.
40617	INVALID VALUE IN FIELD SUMMER TIM END DAT	Value in field end of summer time date is invalid.
40618	INVALID VALUE IN FIELD SUMMER TIM END HR	Value in field end of summer time hour is invalid.
40633	INVALID VALUE IN FIELD TRAD MTCH PRC FROM F	Value in field trade match price from f is invalid.
40634	INVALID VALUE IN FIELD TRAD MTCH PRC TO F	Value in field trade match price to f is invalid.
40635	INVALID VALUE IN FIELD MIN ORDR SIZ	Value in field minimum order size is invalid.

Xetra Exception Code	Xetra Exception Message	Description
40647	INVALID VALUE IN FIELD OTC PRC RNG	Value in field otc price range is invalid.
40648	INVALID VALUE IN FIELD QUO DEL IND	Value in field delete quote indicator is invalid.
40649	INVALID VALUE IN FIELD HRT BEAT INTVL SEC	Value in field heart beat interval per second is invalid.
40653	INVALID VALUE IN FIELD STM GRP COD	Value in field stream group code is invalid.
40654	INVALID VALUE IN FIELD ORDR BK MKT DPTH	Value in field order book market depth is invalid.
40656	INVALID VALUE IN FIELD BIC ENT NO	Value in field bic ent no is invalid.
40657	INVALID VALUE IN FIELD BLK TRD DELY IND	Value in field block trade delay indicator is invalid.
40658	INVALID VALUE IN FIELD EXEC VENU ID	Value in field execution venue indicator is invalid.
40659	INVALID VALUE IN FIELD OTC TRD FLG1	Value in field otc trade flag 1 is invalid.
40660	INVALID VALUE IN FIELD OTC TRD FLG2	Value in field otc trade flag 2 is invalid.
40661	INVALID VALUE IN FIELD OTC TRD FLG3	Value in field otc trade flag 3 is invalid.
40662	INVALID VALUE IN FIELD PRC ALRT COD	Value in field price alert code is invalid.
40663	INVALID VALUE IN FIELD PRC ALT MKT IND	Value in field price alt market indicator is invalid.
40664	INVALID VALUE IN FIELD PRC NEGOT IND	Value in field price negotiation indicator is invalid.
40666	INVALID VALUE IN FIELD QTY ALRT COD	Value in field quantity alert code is invalid.
40668	INVALID VALUE IN FIELD TRD PTFLO IND	Value in field trade portfolio indicator is invalid.
40670	INVALID VALUE IN FIELD UTC TIM DIFF	Value in field utc time difference is invalid.

Xetra Exception Code	Xetra Exception Message	Description
40672	INVALID VALUE IN FIELD DEF BEST RTNG IND	Value in field default best rating indicator is invalid.
40673	INVALID VALUE IN FIELD AMND CONF IND	Value in field amend/confirm indicator is invalid.
40674	INVALID VALUE IN FIELD BOOK IND	Value in field book indicator is invalid.
40675	INVALID VALUE IN FIELD TRD OTC RPT IND	Value in field trade otc report indicator is invalid.
40676	INVALID VALUE IN FIELD TRD OTC SETL IND	Value in field trade otc settlement indicator is invalid.
40677	INVALID VALUE IN FIELD TRD RPT STS	Value in field trade report system is invalid.
40678	INVALID VALUE IN FIELD RTN COD	Value in field rtn code is invalid.
40691	INVALID VALUE IN FIELD FILT LCK STK IND	Value in field filter locked stock indicator is invalid.
40692	INVALID VALUE IN FIELD INSTR SET ID	Value in field instrument set is invalid.
40693	INVALID VALUE IN FIELD MKT RST IND	Value in field market reset indicator is invalid.
40694	INVALID VALUE IN FIELD POT EXEC QTY	Value in field pot execution quantity is invalid.
40695	INVALID VALUE IN FIELD KNOCK OUT IND	Value in field knock out indicator is invalid.
40696	INVALID VALUE IN FIELD DEL ORD FLG	Value in field delete order flag is invalid.
40697	INVALID VALUE IN FIELD MLI REC CTR X	Value in field mli rec ctr x is invalid.
40698	INVALID VALUE IN FIELD FILT SPEC IND	Value in field filt spec indicator is invalid.
40699	INVALID VALUE IN FIELD MEMB BRN ID COD OBO	Value in field member brn id code obo is invalid.
40700	INVALID VALUE IN FIELD MEMB IST ID COD OBO	Value in field member ist id code obo is invalid.

Xetra Exception Code	Xetra Exception Message	Description
40702	INVALID VALUE IN FIELD SPEC MEMB ID	Value in field spec member id is invalid.
40703	INVALID VALUE IN FIELD SPEC SUB GRP	Value in field spec sub group is invalid.
40704	INVALID VALUE IN FIELD WAR SEG	Value in field warrant segment is invalid.
40705	INVALID VALUE IN FIELD STAT CHG TYP	Value in field state change type is invalid.
40707	INVALID VALUE IN FIELD EXCH CTRL SEG FLG	Value in field exchange control segment flag is invalid.
40708	INVALID VALUE IN FIELD MAS QUO STS	Value in field mass quote system is invalid.
40709	INVALID VALUE IN FIELD LNK ORDR NO	Value in field link order no is invalid.
40710	INVALID VALUE IN FIELD STAT CHG CLAS	Value in field state change class is invalid.
40711	INVALID VALUE IN FIELD MEMB OWN ID COD	Value in field member own id is invalid.
40712	INVALID VALUE IN FIELD PART NO TEXT OWN	Value in field part own no text is invalid.
40713	INVALID VALUE IN FIELD PART SUB GRP COD OWN	Value in field part own sub group code is invalid.
40714	INVALID VALUE IN FIELD SPEC PART NO TEXT	Value in field spec part no text is invalid.
40715	INVALID VALUE IN FIELD PART SUB GRP COD OBO MS	Value in field part sub group code obo ms is invalid.
40719	INVALID VALUE IN FIELD DEL NON PERS ORDR IND	Value in field delete non persistent order indicator is invalid.
40720	INVALID VALUE IN FIELD DEL PERS ORDR IND	Value in field delete persistent order indicator is invalid.
40721	INVALID VALUE IN FIELD DEL QUO IND	Value in field delete quote indicator is invalid.
40733	INVALID VALUE IN FIELD CLI ORDR ID	Value in field cli order id is invalid.

Xetra Exception Code	Xetra Exception Message	Description
40735	INVALID VALUE IN FIELD ORDR PERS IND	Value in field order persistent indicator is invalid.
40737	INVALID VALUE IN FIELD ORDR CRE DAT	Value in field order creation date is invalid.
40738	INVALID VALUE IN FIELD ORDR CRE TIM	Value in field order creation time is invalid.
40746	INVALID VALUE IN FIELD ORDR TOT EXE QTY	Value in field order tot execution quantity is invalid.
40756	INVALID VALUE IN FIELD LST EVNT TRN IND	Value in field last event trn indicator is invalid.
40764	INVALID VALUE IN FIELD ETS SES ID	Value in field ets session id is invalid.
40765	INVALID VALUE IN FIELD DISC ORDR IND	Value in field discretionary order indicator is invalid.
40766	INVALID VALUE IN FIELD ORDR DISC RNG	Value in field discretionary order range is invalid.
40771	INVALID VALUE IN FIELD HIDD ORDR IND	Value in field hidden order indicator is invalid.
40772	INVALID VALUE IN FIELD MIN HIDD ORDR VAL	Value in field minimum hidden order value is invalid.
40773	INVALID VALUE IN FIELD MIN ACC QTY	Value in field minimum acceptable quantity is invalid.
40774	INVALID VALUE IN FIELD PRCS SYS TRN COD	Value in field prices system trn code is invalid.
40775	INVALID VALUE IN FIELD ORDR PRIO TIM	Value in field order priority time is invalid.
40776	INVALID VALUE IN FIELD ORDR PRIO DAT	Value in field order priority date is invalid.
40777	INVALID VALUE IN FIELD MTCH RNG BID QTY	Value in field match range for bid quantity is invalid.
40778	INVALID VALUE IN FIELD MTCH RNG ASK QTY	Value in field match range for ask quantity is invalid.
40779	INVALID VALUE IN FIELD MSG ID NO	Value in field message id no is invalid.

Xetra Exception Code	Xetra Exception Message	Description
40782	INVALID VALUE IN FIELD SKIP EXPD INST IND	Value in field skip expd instrument indicator is invalid.
40783	INVALID VALUE IN FIELD STL CTRY	Value in field settlement country is invalid.
40784	INVALID VALUE IN FIELD QUO EXE PRC	Value in field quote execution price is invalid.
40785	INVALID VALUE IN FIELD NEW QUO EXE PRC	Value in field new quote execution price is invalid.
40786	INVALID VALUE IN FIELD DISS VALU PRC IND	Value in field diss value price indicator is invalid.
40787	INVALID VALUE IN FIELD ISIX COD	Value in field isix code is invalid.
40795	INVALID VALUE IN FIELD BON INT PMT DAT TYP	Value in field bond interest payment date type indicator is invalid.
40796	INVALID VALUE IN FIELD BON CPN PER DAT FROM	Value in field coupon bond per date from is invalid.
40797	INVALID VALUE IN FIELD BON CPN PER DAT TO	Value in field coupon bond per date to is invalid.
40798	INVALID VALUE IN FIELD BON VAR INT RAT	Value in field bond var interest rate is invalid.
40799	INVALID VALUE IN FIELD BON VAR INT RAT DAT	Value in field bond var interest rate date is invalid.
40800	INVALID VALUE IN FIELD BON POOL FCT	Value in field bond pool factor is invalid.
40801	INVALID VALUE IN FIELD BON POOL FCT DAT FROM	Value in field bond pool factor date from is invalid.
40802	INVALID VALUE IN FIELD BON POOL FCT DAT TO	Value in field bond pool factor date to is invalid.
40803	INVALID VALUE IN FIELD BON INT RAT VAL DAT	Value in field bond interest rate val date is invalid.
40804	INVALID VALUE IN FIELD BON VAR CPN PER FLG	Value in field bond var coupon per flag is invalid.
40805	INVALID VALUE IN FIELD BON VAR CPN FLG	Value in field bond var coupon flag is invalid.



Xetra Exception Code	Xetra Exception Message	Description
40806	INVALID VALUE IN FIELD BON POOL FCT FLG	Value in field bond pool factor flag is invalid.
40807	INVALID VALUE IN FIELD CURR ACC LVL NO	Value in field currency acc level no is invalid.
40808	INVALID VALUE IN FIELD BON FLAT IND	Value in field bond flat indicator is invalid.
40809	INVALID VALUE IN FIELD ISSUE DAT	Value in field issue date is invalid.
40810	INVALID VALUE IN FIELD EXT REF EXCH ID COD	Value in field ext ref exchange id code is invalid.
40811	INVALID VALUE IN FIELD PRC BARR IND	Value in field price barrier indicator is invalid.
40812	INVALID VALUE IN FIELD PRC BARR RNG	Value in field price barrier range is invalid.
40813	INVALID VALUE IN FIELD PRC MOV BARR	Value in field price movement barrier is invalid.
40814	INVALID VALUE IN FIELD EXCH MIC ID	Value in field exchange mic id is invalid.
40816	INVALID VALUE IN FIELD CR QTY	Value in field cr quantity is invalid.
40817	INVALID VALUE IN FIELD PRIM EXCH MIC ID	Value in field prim exchange mic id is invalid.
40818	INVALID VALUE IN FIELD PRIM EXCH X ID	Value in field prim exchange x id is invalid.
40819	INVALID VALUE IN FIELD EXCH ACC LVL NO	Value in field exchange acc level no is invalid.
40822	INVALID VALUE IN FIELD EXCH SEG COD	Value in field exchange segment code is invalid.
40824	INVALID VALUE IN FIELD ORDR STRK EXEC PRC	Value in field order strike execution price is invalid.
40825	INVALID VALUE IN FIELD MEMB STOP RLSE IND	Value in field member stop release indicator is invalid.
40834	INVALID VALUE IN FIELD CAL NAM	Value in field cal name is invalid.

Xetra Exception Code	Xetra Exception Message	Description
40835	INVALID VALUE IN FIELD HOL DAT	Value in field holiday date is invalid.
40836	INVALID VALUE IN FIELD HOL DAT NAM	Value in field holiday date name is invalid.
40845	INVALID VALUE IN FIELD MSG TXT	Value in field message text is invalid.
40846	INVALID VALUE IN FIELD CAL TYP	Value in field calender type is invalid.
40847	INVALID VALUE IN FIELD CR TIM	Value in field cr time is invalid.
40852	INVALID VALUE IN FIELD TRAD CAL NAM	Value in field trade calender name is invalid.
40853	INVALID VALUE IN FIELD STL CAL NAM	Value in field settlement calender name is invalid.
40854	INVALID VALUE IN FIELD ENGY TSO MKT AREA	Value in field energy tso market area is invalid.
40855	INVALID VALUE IN FIELD REF MKT	Value in field ref market is invalid.
40856	INVALID VALUE IN FIELD ENAB EXT MKT REF MIDP	Value in field enable ext market ref midpoint is invalid.
40857	INVALID VALUE IN FIELD ENAB EXT MKT REF VOLA	Value in field enable ext market ref vola is invalid.
40860	INVALID VALUE IN FIELD CM STOP AUTH IND	Value in field cm stop authorization indicator is invalid.
40861	INVALID VALUE IN FIELD IN SUBSCR IND	Value in field in subscription indicator is invalid.
40862	INVALID VALUE IN FIELD RPT MIC	Value in field report mic is invalid.
40863	INVALID VALUE IN FIELD AUTO REV FLG	Value in field auto reverse flag is invalid.
40864	INVALID VALUE IN FIELD MAX TRD AMNT	Value in field maximum trade amount is invalid.
40865	INVALID VALUE IN FIELD MEMB APP ID COD	Value in field member app id code is invalid.

Xetra Exception Code	Xetra Exception Message	Description
40866	INVALID VALUE IN FIELD DEF OTC ACCT	Value in field def otc account is invalid.
40867	INVALID VALUE IN FIELD MEMB OTC CTPY COD	Value in field member otc counterparty code is invalid.
40868	INVALID VALUE IN FIELD DISS Q R OWNER	Value in field diss Q R owner is invalid.
40869	INVALID VALUE IN FIELD SPEC AUCT IND	Value in field special auction indicator is invalid.
40870	INVALID VALUE IN FIELD TOP VOL THRES	Value in field top volume threshold is invalid.
40871	INVALID VALUE IN FIELD BIL AGG IND	Value in field bilateral aggregation indicator is invalid.
40872	INVALID VALUE IN FIELD ADD COST	Value in field add cost is invalid.
40873	INVALID VALUE IN FIELD MEMB BIL AGG IND P	Value in field member bilateral aggregation indicator P is invalid.
40876	INVALID VALUE IN FIELD SINGLE AUCT IND	Value in field single auction indicator is invalid.
40877	INVALID VALUE IN FIELD MEMB BIL AGG IND A	Value in field member bilateral aggregation indicator A is invalid.
45000	INVALID FORMAT IN FIELD MLI ISIN DATA CTR	Format in field mli isin data ctr.
45001	INVALID FORMAT IN FIELD ACC FEE	Format in field acc fee is invalid.
45002	INVALID FORMAT IN FIELD ACCT TYP COD B	Format in field account type code b is invalid.
45003	INVALID FORMAT IN FIELD ACCT TYP COD	Format in field account type code is invalid.
45004	INVALID FORMAT IN FIELD ACCT TYP COD F	Format in field account type code f is invalid.
45005	INVALID FORMAT IN FIELD ACCT TYP COD P	Format in field account type code p is invalid.
45006	INVALID FORMAT IN FIELD ACCT TYP COD S	Format in field account type code s is invalid.

Xetra Exception Code	Xetra Exception Message	Description
45007	INVALID FORMAT IN FIELD ACCT TYP NO B	Format in field account type no b is invalid.
45008	INVALID FORMAT IN FIELD ACCT TYP NO	Format in field account type no is invalid.
45009	INVALID FORMAT IN FIELD ACCT TYP NO F	Format in field account type no f is invalid.
45010	INVALID FORMAT IN FIELD ACCT TYP NO P	Format in field account type no p is invalid.
45011	INVALID FORMAT IN FIELD ACCT TYP NO S	Format in field account type no s is invalid.
45012	INVALID FORMAT IN FIELD ACTN COD	Format in field actn code is invalid.
45013	INVALID FORMAT IN FIELD ADDR CTRY NAM	Format in field address country name is invalid.
45014	INVALID FORMAT IN FIELD ADDR CTY NAM	Format in field address city name is invalid.
45015	INVALID FORMAT IN FIELD ADDR DPT NAM	Format in field address dpt name is invalid.
45016	INVALID FORMAT IN FIELD ADDR STR LO1 TXT	Format in field address street location1 text is invalid.
45017	INVALID FORMAT IN FIELD ADDR STR LO2 TXT	Format in field address street location 2 text is invalid.
45018	INVALID FORMAT IN FIELD ADDR ZIP COD	Format in field address zip code is invalid.
45019	INVALID FORMAT IN FIELD ADJU MEM INFO TXT	Format in field adjust member information text is invalid.
45020	INVALID FORMAT IN FIELD AGT IND	Format in field agent indicator is invalid.
45021	INVALID FORMAT IN FIELD APPLICATION ID	Format in field application id is invalid.
45022	INVALID FORMAT IN FIELD ASK SIDE DEL	Format in field ask side delete is invalid.
45023	INVALID FORMAT IN FIELD ASN COD	Format in field asn code is invalid.

Xetra Exception Code	Xetra Exception Message	Description
45024	INVALID FORMAT IN FIELD ASS MEMB BRN ID COD	Format in field ass member brn id code is invalid.
45025	INVALID FORMAT IN FIELD ASS MEMB IST ID COD	Format in field ass member ist id code is invalid.
45026	INVALID FORMAT IN FIELD AUCT LOT IND	Format in field auction lot indicator is invalid.
45027	INVALID FORMAT IN FIELD AUCT PRC	Format in field auction price is invalid.
45028	INVALID FORMAT IN FIELD AUCT QTY	Format in field auction quantity is invalid.
45029	INVALID FORMAT IN FIELD AUCT STRT	Format in field start auction is invalid.
45030	INVALID FORMAT IN FIELD AUCT TIM	Format in field auction time is invalid.
45031	INVALID FORMAT IN FIELD AUCT TYPE	Format in field auction type is invalid.
45032	INVALID FORMAT IN FIELD AUTO STA SWI	Format in field auction sta swi is invalid.
45033	INVALID FORMAT IN FIELD AVG TRAD MTCH PRC	Format in field average trade match price is invalid.
45034	INVALID FORMAT IN FIELD BON FST CPN DEV	Format in field bond fast coupon dev is invalid.
45035	INVALID FORMAT IN FIELD BCAST TYPE	Format in field bcast type is invalid.
45036	INVALID FORMAT IN FIELD BEST BDRY ASK	Format in field BEST boundary for ask side is invalid.
45037	INVALID FORMAT IN FIELD BEST BDRY BID	Format in field BEST boundary for bid side is invalid.
45038	INVALID FORMAT IN FIELD BEST BDRY	Format in field BEST boundary is invalid.
45039	INVALID FORMAT IN FIELD BEST EXR BRN ID COD B	Format in field BEST exr brn id code b is invalid.
45040	INVALID FORMAT IN FIELD BEST EXR BRN ID COD	Format in field BEST exr brn id code is invalid.

Xetra Exception Code	Xetra Exception Message	Description
45041	INVALID FORMAT IN FIELD BEST EXR BRN ID COD S	Format in field BEST exr brn id code s is invalid.
45042	INVALID FORMAT IN FIELD BEST EXR IND	Format in field BEST exr indicator is invalid.
45043	INVALID FORMAT IN FIELD BEST EXR IST ID COD B	Format in field BEST exr ist id code b is invalid.
45044	INVALID FORMAT IN FIELD BEST EXR IST ID COD	Format in field BEST exr ist id code is invalid.
45045	INVALID FORMAT IN FIELD BEST EXR IST ID COD S	Format in field BEST exr ist id code s is invalid.
45046	INVALID FORMAT IN FIELD BEST RSRV QTY ASK	Format in field BEST reserve quantity for ask side is invalid.
45047	INVALID FORMAT IN FIELD BEST RSRV QTY BID	Format in field BEST reserve quantity for bid side is invalid.
45048	INVALID FORMAT IN FIELD BEST RSRV QTY	Format in field BEST reserve quantity is invalid.
45049	INVALID FORMAT IN FIELD BEST TRD IND	Format in field BEST trade indicator is invalid.
45050	INVALID FORMAT IN FIELD BETR ASS IND	Format in field BETR ass indicator is invalid.
45051	INVALID FORMAT IN FIELD BETR IND	Format in field BETR indicator is invalid.
45052	INVALID FORMAT IN FIELD BID SIDE DEL	Format in field delete bid side is invalid.
45053	INVALID FORMAT IN FIELD BILL EXCH	Format in field bill exchange is invalid.
45054	INVALID FORMAT IN FIELD BON ACR INT CALC MD	Format in field bond accrued interest calculation md is invalid.
45055	INVALID FORMAT IN FIELD BON ACR INT	Format in field bond accrued interest is invalid.
45056	INVALID FORMAT IN FIELD BON ACR INT DAY A YR	Format in field bond accrued interest day a year is invalid.
45057	INVALID FORMAT IN FIELD BON ACR INT DAY	Format in field bond accrued interest day is invalid.

Xetra Exception Code	Xetra Exception Message	Description
45058	INVALID FORMAT IN FIELD BON ACR INT UNT	Format in field bond accrued interest unit is invalid.
45059	INVALID FORMAT IN FIELD BON CPN DEVG WSS	Format in field bond coupon devg wss is invalid.
45060	INVALID FORMAT IN FIELD BON CPN FREQ	Format in field bond coupon frequency is invalid.
45061	INVALID FORMAT IN FIELD BON CPN RAT	Format in field bond coupon rate is invalid.
45062	INVALID FORMAT IN FIELD BON CPN SEPA MD	Format in field bond coupon sepa md is invalid.
45063	INVALID FORMAT IN FIELD BON FST CPN PMT DAT	Format in field bond fast coupon payment date is invalid.
45064	INVALID FORMAT IN FIELD BON INT RAT MAX	Format in field maximum bond interest rate is invalid.
45065	INVALID FORMAT IN FIELD BON INT RAT MIN	Format in field minimum bond interest rate is invalid.
45066	INVALID FORMAT IN FIELD BON LST CPN DEVG IND	Format in field bond last coupon devg indicator is invalid.
45067	INVALID FORMAT IN FIELD BON LST CPN PMT DAT	Format in field bond last coupon payment date is invalid.
45068	INVALID FORMAT IN FIELD BON MRTY DAT	Format in field bond maturity date is invalid.
45069	INVALID FORMAT IN FIELD BON NO CPN A YR	Format in field bond no coupon a year is invalid.
45070	INVALID FORMAT IN FIELD BON NO REM CPN PER	Format in field bond no rem per coupon is invalid.
45071	INVALID FORMAT IN FIELD BON NXT ACR INT DAY YR	Format in field bond next accrued interest day for the year is invalid.
45073	INVALID FORMAT IN FIELD BON NXT INT RAT	Format in field bond next interest rate is invalid.
45074	INVALID FORMAT IN FIELD BON NXT NO REM CPN PER	Format in field bond next no rem per coupon is invalid.
45075	INVALID FORMAT IN FIELD BON RDM VAL	Format in field bond rdm val is invalid.

Xetra Exception Code	Xetra Exception Message	Description
45076	INVALID FORMAT IN FIELD BON RGL CPN	Format in field bond regular coupon is invalid.
45077	INVALID FORMAT IN FIELD BON SCD CPN PMT DAT	Format in field bond second coupon payment date is invalid.
45078	INVALID FORMAT IN FIELD BON YLD CALC MD	Format in field bond yield calculation method is invalid.
45079	INVALID FORMAT IN FIELD BON YLD F2	Format in field bond yield f2 is invalid.
45080	INVALID FORMAT IN FIELD BST ASK PRC	Format in field best ask price is invalid.
45081	INVALID FORMAT IN FIELD BST ASK QTY	Format in field best ask quantity is invalid.
45082	INVALID FORMAT IN FIELD BST BID PRC	Format in field best bid price is invalid.
45083	INVALID FORMAT IN FIELD BST BID QTY	Format in field best bid quantity is invalid.
45084	INVALID FORMAT IN FIELD BST ORD PRC IND	Format in field best order price indicator is invalid.
45085	INVALID FORMAT IN FIELD BTR OBB DURN	Format in field btr obb duration is invalid.
45086	INVALID FORMAT IN FIELD BUY COD	Format in field buy code is invalid.
45087	INVALID FORMAT IN FIELD CLG LOC	Format in field clearing location is invalid.
45088	INVALID FORMAT IN FIELD CLS AUCT DURN	Format in field closing auction duration is invalid.
45089	INVALID FORMAT IN FIELD CLS PRC	Format in field closing price is invalid.
45090	INVALID FORMAT IN FIELD CLSD BOOK IND	Format in field closed book indicator is invalid.
45091	INVALID FORMAT IN FIELD CMEX IND	Format in field cmex indicator is invalid.
45092	INVALID FORMAT IN FIELD CMEX TYP	Format in field cmex type is invalid.



Xetra Exception Code	Xetra Exception Message	Description
45093	INVALID FORMAT IN FIELD CNTC UNT	Format in field cntc unit is invalid.
45094	INVALID FORMAT IN FIELD CON DISP DECIMAL	Format in field con disp decimal is invalid.
45095	INVALID FORMAT IN FIELD CROSS TRD PRC	Format in field cross trade price is invalid.
45096	INVALID FORMAT IN FIELD CROSS TRD QTY	Format in field cross trade quantity is invalid.
45097	INVALID FORMAT IN FIELD CROSS TRD TIM	Format in field cross trade time is invalid.
45098	INVALID FORMAT IN FIELD CTRL SEG COD	Format in field control segment code is invalid.
45099	INVALID FORMAT IN FIELD CTRL SEG COD X	Format in field control segment code x is invalid.
45100	INVALID FORMAT IN FIELD CTRL SEG NAM	Format in field control segment name is invalid.
45101	INVALID FORMAT IN FIELD CURR CVS FCTR	Format in field current cvs factor is invalid.
45102	INVALID FORMAT IN FIELD CURR DESC	Format in field currency description is invalid.
45103	INVALID FORMAT IN FIELD CURR EXCH RAT	Format in field currency exchange rate is invalid.
45104	INVALID FORMAT IN FIELD CURR TYP COD	Format in field currency type code is invalid.
45105	INVALID FORMAT IN FIELD DATA LEN	Format in field data length is invalid.
45106	INVALID FORMAT IN FIELD DATE	Format in field date is invalid.
45107	INVALID FORMAT IN FIELD DATE LST UPD DAT B	Format in field date last update of date b is invalid.
45108	INVALID FORMAT IN FIELD DATE LST UPD DAT	Format in field date last update for date is invalid.
45109	INVALID FORMAT IN FIELD DATE LST UPD DAT P	Format in field date last update for date p is invalid.

Xetra Exception Code	Xetra Exception Message	Description
45110	INVALID FORMAT IN FIELD DATE LST UPD DAT S	Format in field date last update for date s is invalid.
45111	INVALID FORMAT IN FIELD DEF STL ID ACT	Format in field def settlement id act is invalid.
45112	INVALID FORMAT IN FIELD DEF STL ID LOC	Format in field default settlement id location is invalid.
45114	INVALID FORMAT IN FIELD DISPO	Format in field disposition is invalid.
45115	INVALID FORMAT IN FIELD OTC TRD DAT	Format in field otc trade date is invalid.
45116	INVALID FORMAT IN FIELD DLY HGH PRC	Format in field daily high price is invalid.
45117	INVALID FORMAT IN FIELD DLY LOW PRC	Format in field daily low price is invalid.
45118	INVALID FORMAT IN FIELD DNOM CURR COD	Format in field denomination currency code is invalid.
45119	INVALID FORMAT IN FIELD DOM IND	Format in field dom indicator is invalid.
45120	INVALID FORMAT IN FIELD END CONT AU DAY	Format in field end of continuous auction day is invalid.
45121	INVALID FORMAT IN FIELD EOD AUCT DURN	Format in field end-of-day auction duration is invalid.
45122	INVALID FORMAT IN FIELD EQY NXT DIV DUE DAT	Format in field equity next dividend due date is invalid.
45123	INVALID FORMAT IN FIELD EQY NXT DIV ESTD AMT	Format in field equity next dividend estimated amount is invalid.
45124	INVALID FORMAT IN FIELD EXC CURR TYP COD	Format in field exchange currency type code is invalid.
45125	INVALID FORMAT IN FIELD EXCH CRT PROC DAT	Format in field exchange crt proc date is invalid.
45126	INVALID FORMAT IN FIELD EXCH ID COD	Format in field exchange id code is invalid.
45128	INVALID FORMAT IN FIELD EXCH NAME	Format in field exchange name is invalid.

Xetra Exception Code	Xetra Exception Message	Description
45129	INVALID FORMAT IN FIELD EXCH SYS STATE COD	Format in field exchange system state code is invalid.
45130	INVALID FORMAT IN FIELD EXCH X ID	Format in field exchange x id is invalid.
45131	INVALID FORMAT IN FIELD MID PNT ORDR IND	Format in field mid point order indicator is invalid.
45132	INVALID FORMAT IN FIELD EXCP STATE IND	Format in field excp state indicator is invalid.
45133	INVALID FORMAT IN FIELD MIN MID PNT ORDR VAL	Format in field minimum mid point order value is invalid.
45134	INVALID FORMAT IN FIELD BON INT DATA	Format in field bond interest data is invalid.
45135	INVALID FORMAT IN FIELD EXTD VOL FCTR	Format in field extended vol factor is invalid.
45136	INVALID FORMAT IN FIELD EXTR IND	Format in field extr indicator is invalid.
45137	INVALID FORMAT IN FIELD FEE AMT	Format in field fee amount is invalid.
45138	INVALID FORMAT IN FIELD FEE AMT FAC	Format in field fee amount fac is invalid.
45139	INVALID FORMAT IN FIELD FEE AMT FMT	Format in field fee amount fmt is invalid.
45140	INVALID FORMAT IN FIELD FEE CAP	Format in field fee cap is invalid.
45141	INVALID FORMAT IN FIELD FEE CRT PKG TYP	Format in field fee crt package type is invalid.
45142	INVALID FORMAT IN FIELD FEE FLR	Format in field fee floor is invalid.
45143	INVALID FORMAT IN FIELD FEE NXT PKG TYP	Format in field fee next package type is invalid.
45144	INVALID FORMAT IN FIELD FEE PKG FLG	Format in field fee package flag is invalid.
45145	INVALID FORMAT IN FIELD FEE PKG FLG F	Format in field fee package flag f is invalid.

Xetra Exception Code	Xetra Exception Message	Description
45146	INVALID FORMAT IN FIELD FEE PKG NAM CT	Format in field fee package name ct is invalid.
45147	INVALID FORMAT IN FIELD FEE PKG NAM	Format in field fee package name is invalid.
45149	INVALID FORMAT IN FIELD FEE PKG TYP CT	Format in field fee package type ct is invalid.
45150	INVALID FORMAT IN FIELD FEE PKG TYP	Format in field fee package type is invalid.
45151	INVALID FORMAT IN FIELD FEE PKG TYP F	Format in field fee package type f is invalid.
45152	INVALID FORMAT IN FIELD FEES ADJ AMT	Format in field fees adjusted amount is invalid.
45153	INVALID FORMAT IN FIELD FEES CURR TYP COD	Format in field fees currency type code is invalid.
45154	INVALID FORMAT IN FIELD FEES TYP COD	Format in field fees type code is invalid.
45155	INVALID FORMAT IN FIELD FEES TYP COD F	Format in field fees type code f is invalid.
45156	INVALID FORMAT IN FIELD FEES TYP IND	Format in field fees type indicator is invalid.
45157	INVALID FORMAT IN FIELD LST TRD PRC MPO	Format in field last trade price mpo is invalid.
45158	INVALID FORMAT IN FIELD FILL CURR1	Format in field fill currency 1 is invalid.
45159	INVALID FORMAT IN FIELD FILL CURR2	Format in field fill currency 2 is invalid.
45160	INVALID FORMAT IN FIELD FILL CURR3	Format in field fill currency 3 is invalid.
45161	INVALID FORMAT IN FIELD FILT DAT MAX	Format in field filter maximum date is invalid.
45162	INVALID FORMAT IN FIELD FILT DAT MIN	Format in field filter minimum date is invalid.
45163	INVALID FORMAT IN FIELD FILT LIM MAX	Format in field filter maximum limit is invalid.

Xetra Exception Code	Xetra Exception Message	Description
45164	INVALID FORMAT IN FIELD FILT LIM MIN	Format in field filter minimum limit is invalid.
45165	INVALID FORMAT IN FIELD FILT TIM MAX	Format in field filter maximum time is invalid.
45166	INVALID FORMAT IN FIELD FILT TIM MIN	Format in field filter minimum time is invalid.
45167	INVALID FORMAT IN FIELD FIX VOL PRC OVRD	Format in field fix vol price ovr is invalid.
45168	INVALID FORMAT IN FIELD FIX VOL PRC RNG	Format in field fix vol price range is invalid.
45169	INVALID FORMAT IN FIELD FLTG VOL PRC RNG	Format in field floating vol price range is invalid.
45170	INVALID FORMAT IN FIELD FM FIX VOL PRC RGE	Format in field fm fix vol price range is invalid.
45171	INVALID FORMAT IN FIELD FM FLTG VOL PRC RGE	Format in field fm floating vol price range is invalid.
45172	INVALID FORMAT IN FIELD FM IND	Format in field fm indicator is invalid.
45173	INVALID FORMAT IN FIELD FRST TRD DAT	Format in field first trade date is invalid.
45175	INVALID FORMAT IN FIELD INST ONE DAY QTY MPO	Format in field inst one day quantity mpo is invalid.
45176	INVALID FORMAT IN FIELD LST TRD QTY MPO	Format in field last trade quantity mpo is invalid.
45177	INVALID FORMAT IN FIELD TOT NO TRD MPO	Format in field tot no trade mpo is invalid.
45178	INVALID FORMAT IN FIELD TRD TIM MPO	Format in field trade time mpo is invalid.
45179	INVALID FORMAT IN FIELD BON LST CPN DEV	Format in field bond last coupon dev is invalid.
45180	INVALID FORMAT IN FIELD ICE ORD IND	Format in field iceberg order indicator is invalid.
45181	INVALID FORMAT IN FIELD IDX VAR ID	Format in field index var id is invalid.

Xetra Exception Code	Xetra Exception Message	Description
45182	INVALID FORMAT IN FIELD INDY AUCT DURN	Format in field indy auction duration is invalid.
45183	INVALID FORMAT IN FIELD INQ TRD RAT	Format in field inquire trade rate is invalid.
45184	INVALID FORMAT IN FIELD INS ASN NUM	Format in field ins asn num is invalid.
45185	INVALID FORMAT IN FIELD INS TOT NUM	Format in field ins tot num is invalid.
45186	INVALID FORMAT IN FIELD INST ASS COD	Format in field instrument ass code is invalid.
45187	INVALID FORMAT IN FIELD INST GRP COD	Format in field instrument group code is invalid.
45188	INVALID FORMAT IN FIELD INST GRP COD NEW	Format in field new instrument group code is invalid.
45189	INVALID FORMAT IN FIELD INST GRP NAM	Format in field instrument group name is invalid.
45190	INVALID FORMAT IN FIELD INST GRP TYP	Format in field instrument group type is invalid.
45191	INVALID FORMAT IN FIELD INST MNEM	Format in field instrument mnem is invalid.
45192	INVALID FORMAT IN FIELD INST ONE DAY QTY BEST	Format in field BEST instrument one day quantity.
45193	INVALID FORMAT IN FIELD INST ONE DAY QTY	Format in field instrument one day quantity is invalid.
45194	INVALID FORMAT IN FIELD INST SHT NAM	Format in field instrument short name is invalid.
45195	INVALID FORMAT IN FIELD INST SPEC REP IND	Format in field instrument spec rep indicator is invalid.
45196	INVALID FORMAT IN FIELD INST SUB TYP COD	Format in field instrument sub type code is invalid.
45197	INVALID FORMAT IN FIELD INST TYP COD	Format in field instrument type code is invalid.
45198	INVALID FORMAT IN FIELD INST TYP COD F	Format in field instrument type code f is invalid.

Xetra Exception Code	Xetra Exception Message	Description
45199	INVALID FORMAT IN FIELD IPO ASK LIM	Format in field ipo ask limit is invalid.
45200	INVALID FORMAT IN FIELD IPO BID LIM	Format in field ipo bid limit is invalid.
45202	INVALID FORMAT IN FIELD ISIN COD	Format in field isin code is invalid.
45203	INVALID FORMAT IN FIELD ISIN COD F	Format in field isin code f is invalid.
45204	INVALID FORMAT IN FIELD ISIN COD P	Format in field isin code p is invalid.
45206	INVALID FORMAT IN FIELD ISIN SEQ NO	Format in field isin sequence no is invalid.
45207	INVALID FORMAT IN FIELD ISSR IND	Format in field issr indicator is invalid.
45208	INVALID FORMAT IN FIELD ISSR MEMB ID	Format in field issr member id is invalid.
45209	INVALID FORMAT IN FIELD ISSR SUB GRP	Format in field issr sub group is invalid.
45210	INVALID FORMAT IN FIELD KEY DAT CTRL BLC	Format in field key data control block is invalid.
45211	INVALID FORMAT IN FIELD KIND OF DEPO B	Format in field kind of deposit b is invalid.
45212	INVALID FORMAT IN FIELD KIND OF DEPO	Format in field kind of deposit is invalid.
45213	INVALID FORMAT IN FIELD KIND OF DEPO S	Format in field kind of deposit s is invalid.
45214	INVALID FORMAT IN FIELD LIC TYP	Format in field license type is invalid.
45216	INVALID FORMAT IN FIELD LIQ PROV IND	Format in field liquidity provider indicator is invalid.
45217	INVALID FORMAT IN FIELD LM IND	Format in field liquidity manager indicator is invalid.
45218	INVALID FORMAT IN FIELD LMT ORD IND	Format in field limit order indicator is invalid.

Xetra Exception Code	Xetra Exception Message	Description
45219	INVALID FORMAT IN FIELD LST AUCT PRC	Format in field last auction price is invalid.
45220	INVALID FORMAT IN FIELD LST AUCT QTY	Format in field last auction quantity is invalid.
45221	INVALID FORMAT IN FIELD LST MOD TIM	Format in field last modified time is invalid.
45222	INVALID FORMAT IN FIELD LST TRD DAT	Format in field last trade date is invalid.
45223	INVALID FORMAT IN FIELD LST TRD PRC	Format in field last trade price is invalid.
45224	INVALID FORMAT IN FIELD LST TRD QTY	Format in field last trade quantity is invalid.
45225	INVALID FORMAT IN FIELD MAX DURN RND END	Format in field maximum round end duration is invalid.
45226	INVALID FORMAT IN FIELD MAX MRTY DAT	Format in field maximum maturity date is invalid.
45227	INVALID FORMAT IN FIELD MAX ORDR VAL BEST	Format in field BEST maximum order value is invalid.
45228	INVALID FORMAT IN FIELD MAX ORDR VAL	Format in field maximum order value is invalid.
45229	INVALID FORMAT IN FIELD MAX SRP QTY	Format in field maximum surplus quantity is invalid.
45230	INVALID FORMAT IN FIELD MAX SYS USG	Format in field maximum system usage is invalid.
45231	INVALID FORMAT IN FIELD MKT SEG	Format in field market segment is invalid.
45232	INVALID FORMAT IN FIELD MKT SEG SUPL	Format in field market segment supl is invalid.
45233	INVALID FORMAT IN FIELD MEMB BRN ID COD APP	Format in field member brn id code app is invalid.
45234	INVALID FORMAT IN FIELD MEMB BRN ID COD B	Format in field member brn id code b is invalid.
45235	INVALID FORMAT IN FIELD MEMB BRN ID COD CTPY	Format in field member brn id code counterparty is invalid.



Xetra Exception Code	Xetra Exception Message	Description
45236	INVALID FORMAT IN FIELD MEMB BRN ID COD	Format in field member brn id code is invalid.
45237	INVALID FORMAT IN FIELD MEMB BRN ID COD F	Format in field member brn id code f is invalid.
45239	INVALID FORMAT IN FIELD MEMB BRN ID COD S	Format in field member brn id code s is invalid.
45241	INVALID FORMAT IN FIELD MEMB CLG ID COD B	Format in field member clearing id code b is invalid.
45242	INVALID FORMAT IN FIELD MEMB CLG ID COD	Format in field member clearing id code is invalid.
45243	INVALID FORMAT IN FIELD MEMB CLG ID COD F	Format in field member clearing id code f is invalid.
45245	INVALID FORMAT IN FIELD MEMB CLG ID COD S	Format in field member clearing id code s is invalid.
45247	INVALID FORMAT IN FIELD MEMB CLG STL ID ACT	Format in field member clearing settlement id act is invalid.
45248	INVALID FORMAT IN FIELD MEMB CLG STL ID ACT F	Format in field member clearing settlement id act f is invalid.
45249	INVALID FORMAT IN FIELD MEMB CLG STL ID LOC	Format in field member clearing settlement id location is invalid.
45250	INVALID FORMAT IN FIELD MEMB CLG STL ID LOC F	Format in field member clearing settlement id location f is invalid.
45251	INVALID FORMAT IN FIELD MEMB CLG TYP COD	Format in field member clearing type code is invalid.
45252	INVALID FORMAT IN FIELD MEMB CP CLG STL ID ACT	Format in field member clearing settlement id act is invalid.
45253	INVALID FORMAT IN FIELD MEMB CP CLG STL ID LOC	Format in field member cp clearing settlement id location is invalid.
45254	INVALID FORMAT IN FIELD MEMB CTPY CLG ID COD	Format in field member counterparty clearing id code is invalid.
45255	INVALID FORMAT IN FIELD MEMB CTPY ID COD	Format in field member counterparty id code is invalid.
45256	INVALID FORMAT IN FIELD MEMB CTPY ID COD F	Format in field member counterparty id code f is invalid.

Xetra Exception Code	Xetra Exception Message	Description
45257	INVALID FORMAT IN FIELD MEMB CTPY KV NO	Format in field member counterparty kv no is invalid.
45258	INVALID FORMAT IN FIELD MEMB DWZ ACT NO	Format in field member dwz act no is invalid.
45259	INVALID FORMAT IN FIELD MEMB DWZ LOC NO	Format in field member dwz location no is invalid.
45260	INVALID FORMAT IN FIELD MEMB EXC TYP COD	Format in field member exchange type code is invalid.
45261	INVALID FORMAT IN FIELD MEMB IST ID COD APP	Format in field member ist code app is invalid.
45262	INVALID FORMAT IN FIELD MEMB IST ID COD B	Format in field member ist id code b is invalid.
45263	INVALID FORMAT IN FIELD MEMB IST ID COD CTPY	Format in field member ist id code counterparty is invalid.
45264	INVALID FORMAT IN FIELD MEMB IST ID COD	Format in field member ist id code is invalid.
45265	INVALID FORMAT IN FIELD MEMB IST ID COD F	Format in field member ist id code f is invalid.
45267	INVALID FORMAT IN FIELD MEMB IST ID COD S	Format in field member ist id code s is invalid.
45269	INVALID FORMAT IN FIELD MEMB KV NO B	Format in field member kv no b is invalid.
45270	INVALID FORMAT IN FIELD MEMB KV NO	Format in field member kv no is invalid.
45271	INVALID FORMAT IN FIELD MEMB KV NO S	Format in field member kv no s is invalid.
45272	INVALID FORMAT IN FIELD MEMB LGL NAM	Format in field member legal name is invalid.
45273	INVALID FORMAT IN FIELD MEMB NET IND A	Format in field member net indicator a is invalid.
45274	INVALID FORMAT IN FIELD MEMB NET IND P	Format in field member net indicator p is invalid.
45275	INVALID FORMAT IN FIELD MEMB OS BRN ID COD B	Format in field member os brn id code b is invalid.

Xetra Exception Code	Xetra Exception Message	Description
45276	INVALID FORMAT IN FIELD MEMB OS BRN ID COD	Format in field member os brn id code is invalid.
45277	INVALID FORMAT IN FIELD MEMB OS BRN ID COD S	Format in field member os brn id code s is invalid.
45278	INVALID FORMAT IN FIELD MEMB OS IST ID COD B	Format in field member os ist id code b is invalid.
45279	INVALID FORMAT IN FIELD MEMB OS IST ID COD	Format in field member os ist id code is invalid.
45280	INVALID FORMAT IN FIELD MEMB OS IST ID COD S	Format in field member os ist id code s is invalid.
45281	INVALID FORMAT IN FIELD MEMB PHN NO	Format in field member phn no is invalid.
45282	INVALID FORMAT IN FIELD MEMB PSN FUL NAM	Format in field member person full name is invalid.
45283	INVALID FORMAT IN FIELD MEMB STS COD	Format in field member sts code is invalid.
45284	INVALID FORMAT IN FIELD MEMB USR BRN ID COD	Format in field member user brn id code is invalid.
45285	INVALID FORMAT IN FIELD MEMB USR IST ID COD	Format in field member user ist id code is invalid.
45286	INVALID FORMAT IN FIELD MEMBER ID	Format in field member id is invalid.
45287	INVALID FORMAT IN FIELD MSG SHT TXT	Format in field message short text is invalid.
45288	INVALID FORMAT IN FIELD MID PT VAL DURN	Format in field mid point validity duration is invalid.
45289	INVALID FORMAT IN FIELD MIN ICE QTY	Format in field minimum iceberg quantity is invalid.
45290	INVALID FORMAT IN FIELD MIN MRTY DAT	Format in field minimum maturity date is invalid.
45291	INVALID FORMAT IN FIELD MIN PEAK QTY	Format in field minimum peak quantity is invalid.
45292	INVALID FORMAT IN FIELD MIN TRDB UNT	Format in field minimum trade b unit is invalid.

Xetra Exception Code	Xetra Exception Message	Description
45293	INVALID FORMAT IN FIELD MKT IMB IND	Format in field market imbalance indicator is invalid.
45294	INVALID FORMAT IN FIELD MKT ORD IND	Format in field market order indicator is invalid.
45295	INVALID FORMAT IN FIELD MKT ORD INTR DURN	Format in field market order interruption duration is invalid.
45296	INVALID FORMAT IN FIELD MKT ORD INTR IND	Format in field market order interruption indicator is invalid.
45297	INVALID FORMAT IN FIELD MKT ORD MTCH RGE	Format in field market order match range is invalid.
45298	INVALID FORMAT IN FIELD MKT ORD MTCH RGE FMT	Format in field market order match range format is invalid.
45299	INVALID FORMAT IN FIELD MKT VAL	Format in field market value is invalid.
45300	INVALID FORMAT IN FIELD MOI IND	Format in field moi indicator is invalid.
45301	INVALID FORMAT IN FIELD MTCH RNG ASK	Format in field match range for ask side is invalid.
45302	INVALID FORMAT IN FIELD MTCH RNG BID	Format in field match range for bid side is invalid.
45303	INVALID FORMAT IN FIELD MTCH RNG MAX ENT DURN	Format in field match range for maximum ent duration is invalid.
45304	INVALID FORMAT IN FIELD MTL ORD IND	Format in field market-to-limit order indicator is invalid.
45305	INVALID FORMAT IN FIELD NET CHG	Format in field net change is invalid.
45306	INVALID FORMAT IN FIELD NET GRP COD	Format in field net group code is invalid.
45307	INVALID FORMAT IN FIELD NET MKT VAL	Format in field net market value is invalid.
45308	INVALID FORMAT IN FIELD NET SFX NO B	Format in field net suffix no b is invalid.
45309	INVALID FORMAT IN FIELD NET SFX NO S	Format in field net suffix no s is invalid.

Xetra Exception Code	Xetra Exception Message	Description
45310	INVALID FORMAT IN FIELD NET TRAD QTY	Format in field net trade quantity is invalid.
45311	INVALID FORMAT IN FIELD NET TYP COD B	Format in field net type code b is invalid.
45312	INVALID FORMAT IN FIELD NET TYP COD	Format in field net type code is invalid.
45313	INVALID FORMAT IN FIELD NET TYP COD S	Format in field net type code s is invalid.
45314	INVALID FORMAT IN FIELD NEW PW	Format in field new pw is invalid.
45315	INVALID FORMAT IN FIELD NEWS DAT	Format in field news date is invalid.
45316	INVALID FORMAT IN FIELD NEWS DTL	Format in field news detail is invalid.
45317	INVALID FORMAT IN FIELD NEWS PRIO	Format in field news priority is invalid.
45318	INVALID FORMAT IN FIELD NEWS TIM	Format in field news time id invalid.
45319	INVALID FORMAT IN FIELD NMSG LINE NO	Format in field nmsg line no is invalid.
45320	INVALID FORMAT IN FIELD NO TOT TRD QTY	Format in field no tot trade quantity is invalid.
45321	INVALID FORMAT IN FIELD NUM MESSAGES	Format in field number of messages is invalid.
45322	INVALID FORMAT IN FIELD NUM ORDR ASK	Format in field number of ask orders is invalid.
45323	INVALID FORMAT IN FIELD NUM ORDR BID	Format in field number of bid orders is invalid.
45324	INVALID FORMAT IN FIELD OLD PW	Format in field old pw is invalid.
45325	INVALID FORMAT IN FIELD OPN AUCT DURN	Format in field open auction duration is invalid.
45326	INVALID FORMAT IN FIELD OPN PRC	Format in field open price is invalid.

Xetra Exception Code	Xetra Exception Message	Description
45327	INVALID FORMAT IN FIELD ORD QUO CONF	Format in field order quote confirmation is invalid.
45328	INVALID FORMAT IN FIELD ORDR BK QTY	Format in field order book quantity is invalid.
45329	INVALID FORMAT IN FIELD ORDR BUY COD	Format in field buy order code is invalid.
45331	INVALID FORMAT IN FIELD ORDR CNCL QTY	Format in field order cncl quantity is invalid.
45332	INVALID FORMAT IN FIELD ORDR COMPL COD B	Format in field order completion code b is invalid.
45333	INVALID FORMAT IN FIELD ORDR COMPL COD	Format in field order completion code is invalid.
45334	INVALID FORMAT IN FIELD ORDR COMPL COD S	Format in field order completion code s is invalid.
45335	INVALID FORMAT IN FIELD ORDR EXE PRC	Format in field order execution price is invalid.
45336	INVALID FORMAT IN FIELD ORDR EXE QTY	Format in field order execution quantity is invalid.
45337	INVALID FORMAT IN FIELD ORDR EXP DAT	Format in field order expiry date is invalid.
45338	INVALID FORMAT IN FIELD ORDR NO B	Format in field order no b is invalid.
45339	INVALID FORMAT IN FIELD ORDR NO BUY	Format in field buy side order no is invalid.
45340	INVALID FORMAT IN FIELD ORDR NO	Format in field order no is invalid.
45341	INVALID FORMAT IN FIELD ORDR NO S	Format in field order no s is invalid.
45342	INVALID FORMAT IN FIELD ORDR NO SEL	Format in field sell side order no is invalid.
45343	INVALID FORMAT IN FIELD ORDR NUM BUY NEW	Format in field new order num for buy side is invalid.
45344	INVALID FORMAT IN FIELD ORDR NUM BUY OLD	Format in field old order num for buy side is invalid.

Xetra Exception Code	Xetra Exception Message	Description
45345	INVALID FORMAT IN FIELD ORDR NUM NEW	Format in field new order num is invalid.
45346	INVALID FORMAT IN FIELD ORDR NUM OLD	Format in field old order num is invalid.
45347	INVALID FORMAT IN FIELD ORDR NUM SEL NEW	Format in field new order num for sell side is invalid.
45348	INVALID FORMAT IN FIELD ORDR NUM SEL OLD	Format in field old order num for sell side is invalid.
45349	INVALID FORMAT IN FIELD ORDR PRT FIL COD	Format in field order prt fil code is invalid.
45350	INVALID FORMAT IN FIELD ORDR QTY	Format in field order quantity is invalid.
45351	INVALID FORMAT IN FIELD ORDR RES COD	Format in field order restriction code is invalid.
45352	INVALID FORMAT IN FIELD ORDR STOP LIM	Format in field order stop limit is invalid.
45353	INVALID FORMAT IN FIELD ORDR TYP COD	Format in field order type code is invalid.
45354	INVALID FORMAT IN FIELD OTC APP FLG	Format in field otc app flag is invalid.
45355	INVALID FORMAT IN FIELD OTC TRD TIM	Format in field otc trade time is invalid.
45356	INVALID FORMAT IN FIELD PART NO1	Format in field part no 1 is invalid.
45357	INVALID FORMAT IN FIELD PART NO APP	Format in field part no app is invalid.
45358	INVALID FORMAT IN FIELD PART NO CTPY	Format in field part no counterparty is invalid.
45359	INVALID FORMAT IN FIELD PART NO	Format in field part no is invalid.
45360	INVALID FORMAT IN FIELD PART NO F	Format in field part no f is invalid.
45361	INVALID FORMAT IN FIELD PART NO TEXT B	Format in field part no text b is invalid.

Xetra Exception Code	Xetra Exception Message	Description
45362	INVALID FORMAT IN FIELD PART NO TEXT	Format in field part no text is invalid.
45363	INVALID FORMAT IN FIELD PART NO TEXT S	Format in field part no text s is invalid.
45364	INVALID FORMAT IN FIELD PART OS NO TXT B	Format in field part os no text b is invalid.
45365	INVALID FORMAT IN FIELD PART OS NO TXT	Format in field os no text is invalid.
45366	INVALID FORMAT IN FIELD PART OS NO TXT S	Format in field part os no text s is invalid.
45367	INVALID FORMAT IN FIELD PART OS SUB GRP COD B	Format in field part os sub group code b is invalid.
45368	INVALID FORMAT IN FIELD PART OS SUB GRP COD	Format in field part os sub group code is invalid.
45369	INVALID FORMAT IN FIELD PART OS SUB GRP COD S	Format in field os sub group code s is invalid.
45370	INVALID FORMAT IN FIELD PART PWD	Format in field part pwd is invalid.
45371	INVALID FORMAT IN FIELD PART SUB GRP COD1	Format in field part sub group code 1 is invalid.
45372	INVALID FORMAT IN FIELD PART SUB GRP COD APP	Format in field part sub group code app is invalid.
45373	INVALID FORMAT IN FIELD PART SUB GRP COD CTPY	Format in field part sub group code counterparty is invalid.
45374	INVALID FORMAT IN FIELD PART SUB GRP COD	Format in field part sub group code is invalid.
45375	INVALID FORMAT IN FIELD PART SUB GRP COD F	Format in field part sub group code f is invalid.
45376	INVALID FORMAT IN FIELD PART SUB GRP ID COD B	Format in field part sub group id code b is invalid.
45377	INVALID FORMAT IN FIELD PART SUB GRP ID COD	Format in field part sub group id code is invalid.
45378	INVALID FORMAT IN FIELD PART SUB GRP ID COD S	Format in field part sub group id code s is invalid.



Xetra Exception Code	Xetra Exception Message	Description
45379	INVALID FORMAT IN FIELD PASSWORD	Format in field password is invalid.
45380	INVALID FORMAT IN FIELD PEAK SIZE QTY	Format in field peak size quantity is invalid.
45381	INVALID FORMAT IN FIELD POST TRD ATY	Format in field post trade anonymity is invalid.
45382	INVALID FORMAT IN FIELD PRC CURR COD B	Format in field price currency code b is invalid.
45383	INVALID FORMAT IN FIELD PRC CURR COD	Format in field price currency code is invalid.
45384	INVALID FORMAT IN FIELD PRC CURR COD S	Format in field price currency code s is invalid.
45385	INVALID FORMAT IN FIELD PRC RSBL CHK FLG	Format in checked field price reasonability flag is invalid.
45386	INVALID FORMAT IN FIELD PRCS PROD STATE	Format in field prices prod state is invalid.
45387	INVALID FORMAT IN FIELD PRCS STS VAL COD	Format in field prices sts validity code is invalid.
45388	INVALID FORMAT IN FIELD PRCS TRN COD	Format in field prices trn code is invalid.
45389	INVALID FORMAT IN FIELD PRE TRD STRT	Format in field start pre trade is invalid.
45390	INVALID FORMAT IN FIELD PRICE	Format in field prices is invalid.
45391	INVALID FORMAT IN FIELD PROP IND	Format in field prop indicator is invalid.
45392	INVALID FORMAT IN FIELD PST TRD END	Format in field end of post trade is invalid.
45393	INVALID FORMAT IN FIELD QR QTY	Format in field quote request quantity is invalid.
45394	INVALID FORMAT IN FIELD QR TIM	Format in field quote request time is invalid.
45395	INVALID FORMAT IN FIELD QR TIM MIN	Format in field quote request minimum time is invalid.

Xetra Exception Code	Xetra Exception Message	Description
45396	INVALID FORMAT IN FIELD QUANTITY	Format in field quantity is invalid.
45397	INVALID FORMAT IN FIELD QUO BOOK IND	Format in field quote book indicator is invalid.
45398	INVALID FORMAT IN FIELD QUO EXE PRC BUY	Format in field quote execution price for buy side is invalid.
45399	INVALID FORMAT IN FIELD QUO EXE PRC SEL	Format in field quote execution price for sell side is invalid.
45400	INVALID FORMAT IN FIELD QUO QTY BUY	Format in field quote quantity for buy is invalid.
45401	INVALID FORMAT IN FIELD QUO QTY SEL	Format in field quote quantity for sell is invalid.
45402	INVALID FORMAT IN FIELD QUO TIM MAX	Format in field quote maximum time is invalid.
45403	INVALID FORMAT IN FIELD QUO TIM MIN	Format in field quote minimum time is invalid.
45404	INVALID FORMAT IN FIELD QUO TRAN TIM BUY	Format in field quote tran time for buy is invalid.
45405	INVALID FORMAT IN FIELD QUO TRAN TIM SEL	Format in field quote tran time for sell is invalid.
45406	INVALID FORMAT IN FIELD QUOT TYP IND	Format in field quote type indicator is invalid.
45407	INVALID FORMAT IN FIELD RAW ACT COD	Format in field raw act is invalid.
45408	INVALID FORMAT IN FIELD RAWD MBR CRT SLT COD	Format in field rawd member crt settlement code is invalid.
45409	INVALID FORMAT IN FIELD RE TRANS DATA	Format in field re trans data is invalid.
45410	INVALID FORMAT IN FIELD REM PEAK QTY	Format in field rem peak quantity is invalid.
45411	INVALID FORMAT IN FIELD REPO INT AMNT	Format in field repo interest amount is invalid.
45412	INVALID FORMAT IN FIELD REPO INT RAT	Format in field repo interest rate is invalid.

Xetra Exception Code	Xetra Exception Message	Description
45413	INVALID FORMAT IN FIELD REPO TYP	Format in field repo type is invalid.
45414	INVALID FORMAT IN FIELD REPT CTL COD	Format in field report ctl code is invalid.
45415	INVALID FORMAT IN FIELD REPT HIS DAT	Format in field report history data is invalid.
45416	INVALID FORMAT IN FIELD REPT ID COD	Format in field report id code is invalid.
45417	INVALID FORMAT IN FIELD REPT ID COD KEY	Format in field report id code key is invalid.
45418	INVALID FORMAT IN FIELD REPT MBR CRT SLT COD	Format in field report member crt settlement code is invalid,
45419	INVALID FORMAT IN FIELD REPT MNLN COD	Format in field report mnln code is invalid.
45420	INVALID FORMAT IN FIELD REPT NAM	Format in field report name is invalid.
45421	INVALID FORMAT IN FIELD REPT PRNT FRQ COD	Format in field report print frequency code is invalid.
45422	INVALID FORMAT IN FIELD REQ DATA TXT	Format in field request data text is invalid.
45423	INVALID FORMAT IN FIELD RESC ACC LVL NO	Format in field resc account level no is invalid.
45424	INVALID FORMAT IN FIELD RESERVED_1	Format in field reserved_1 is invalid.
45425	INVALID FORMAT IN FIELD RESERVED_2	Format in field reserved _2 is invalid.
45426	INVALID FORMAT IN FIELD RESERVED_3	Format in field reserved _3 is invalid.
45427	INVALID FORMAT IN FIELD RESUBMIT NO	Format in field resubmit no is invalid.
45428	INVALID FORMAT IN FIELD ROND LOT QTY	Format in field round lot quantity is invalid.
45429	INVALID FORMAT IN FIELD SECU OFFICIAL IND	Format in field secu official indicator is invalid.

Xetra Exception Code	Xetra Exception Message	Description
45430	INVALID FORMAT IN FIELD SEG OR INST FLG	Format in field segment or instrument flag is invalid.
45431	INVALID FORMAT IN FIELD SERI LST PD PRC	Format in field seri last pd price is invalid.
45433	INVALID FORMAT IN FIELD SETL MD	Format in field settlement md is invalid.
45434	INVALID FORMAT IN FIELD SETL PERIOD FLG	Format in field settlement period flag is invalid.
45435	INVALID FORMAT IN FIELD SETL TYP COD	Format in field settlement type code is invalid.
45437	INVALID FORMAT IN FIELD SNR IND	Format in field senior indicator is invalid.
45438	INVALID FORMAT IN FIELD SPRD FACT	Format in field spread fact is invalid.
45439	INVALID FORMAT IN FIELD SPRD FACT LM	Format in field liquidity manager spread fact is invalid.
45440	INVALID FORMAT IN FIELD SPRD MIN QTY	Format in field liquidity manager spread minimum quantity is invalid.
45441	INVALID FORMAT IN FIELD SPRD MIN QTY LM	Format in field liquidity manager spread minimum quantity is invalid.
45442	INVALID FORMAT IN FIELD SPRD TYP COD	Format in field spread type code is invalid.
45443	INVALID FORMAT IN FIELD SPRD TYP COD LM	Format in field liquidity manager spread type code is invalid.
45444	INVALID FORMAT IN FIELD SRP BID ASK IND	Format in field surplus bid ask indicator is invalid.
45445	INVALID FORMAT IN FIELD SRP QTY	Format in field surplus quantity is invalid.
45446	INVALID FORMAT IN FIELD START STM SEQ NO	Format in field start stream sequence no is invalid.
45447	INVALID FORMAT IN FIELD STL AMNT B	Format in field settlement amount b is invalid.
45448	INVALID FORMAT IN FIELD STL AMNT	Format in field settlement amount is invalid.

Xetra Exception Code	Xetra Exception Message	Description
45449	INVALID FORMAT IN FIELD STL AMNT PURCH	Format in field settlement amount purchase is invalid.
45450	INVALID FORMAT IN FIELD STL AMNT REPURCH	Format in field settlement amount repurchase is invalid.
45451	INVALID FORMAT IN FIELD STL AMNT S	Format in field settlement amount s is invalid.
45452	INVALID FORMAT IN FIELD STL CURR COD B	Format in field settlement currency code b is invalid.
45453	INVALID FORMAT IN FIELD STL CURR COD	Format in field settlement currency code is invalid.
45454	INVALID FORMAT IN FIELD STL CURR COD S	Format in field settlement currency code s is invalid.
45455	INVALID FORMAT IN FIELD STL CURR EXC RAT B	Format in field settlement currency exchange rate b is invalid.
45456	INVALID FORMAT IN FIELD STL CURR EXC RAT	Format in field settlement currency exchange rate is invalid.
45457	INVALID FORMAT IN FIELD STL CURR EXC RAT S	Format in field settlement exchange rate s is invalid.
45458	INVALID FORMAT IN FIELD STL DAT PURCH	Format in field settlement date purchase is invalid.
45459	INVALID FORMAT IN FIELD STL DAT REPURCH	Format in field settlement date repurchase is invalid.
45460	INVALID FORMAT IN FIELD STL DATE B	Format in field settlement date b is invalid.
45461	INVALID FORMAT IN FIELD STL DATE	Format in field settlement date is invalid.
45462	INVALID FORMAT IN FIELD STL DATE S	Format in field settlement date s is invalid.
45463	INVALID FORMAT IN FIELD STL ID ACT B	Format in field settlement id act b is invalid.
45464	INVALID FORMAT IN FIELD STL ID ACT	Format in field settlement id act is invalid.
45465	INVALID FORMAT IN FIELD STL ID ACT S	Format in field settlement id act s is invalid.

Xetra Exception Code	Xetra Exception Message	Description
45466	INVALID FORMAT IN FIELD STL ID LOC B	Format in field settlement id location b is invalid.
45467	INVALID FORMAT IN FIELD STL ID LOC	Format in field settlement id location is invalid.
45468	INVALID FORMAT IN FIELD STL ID LOC S	Format in field settlement id location s is invalid.
45470	INVALID FORMAT IN FIELD STM SEQ NO	Format in field stream sequence no is invalid.
45471	INVALID FORMAT IN FIELD STOP STM SEQ NO	Format in field stop stream sequence no is invalid.
45472	INVALID FORMAT IN FIELD STRT CONT AU DAY	Format in field start continuous auction day is invalid.
45473	INVALID FORMAT IN FIELD SUS IND	Format in field suspend indicator is invalid.
45474	INVALID FORMAT IN FIELD TABL EFF DAT	Format in field table eff date is invalid.
45475	INVALID FORMAT IN FIELD TABL LST UPD DAT	Format in field table last update date is invalid.
45476	INVALID FORMAT IN FIELD TEMP CTRL FILE FLG	Format in field temp control file flag is invalid.
45477	INVALID FORMAT IN FIELD TEXT B	Format in field text b is invalid.
45478	INVALID FORMAT IN FIELD TEXT	Format in field text is invalid.
45479	INVALID FORMAT IN FIELD TEXT F	Format in field text f is invalid.
45480	INVALID FORMAT IN FIELD TEXT S	Format in field text s is invalid.
45481	INVALID FORMAT IN FIELD TIC SIZE	Format in field tick size is invalid.
45482	INVALID FORMAT IN FIELD TIC VAL	Format in field tick value is invalid.
45483	INVALID FORMAT IN FIELD TIME	Format in field time is invalid.

Xetra Exception Code	Xetra Exception Message	Description
45484	INVALID FORMAT IN FIELD TIMESTAMP	Format in field timestamp is invalid.
45485	INVALID FORMAT IN FIELD TOT NO TRD BEST	Format in field BEST tot no trade is invalid.
45486	INVALID FORMAT IN FIELD TRAD BUY SEL COD	Format in field trade buy sell code is invalid.
45489	INVALID FORMAT IN FIELD TRAD MTCH PRC	Format in field trade match price is invalid.
45490	INVALID FORMAT IN FIELD TRAD MTCH QTY	Format in field trade match quantity is invalid.
45491	INVALID FORMAT IN FIELD TRAN DAT BUY	Format in field tran date for buy side is invalid.
45492	INVALID FORMAT IN FIELD TRAN DAT	Format in field tran date is invalid.
45493	INVALID FORMAT IN FIELD TRAN DAT F	Format in field tran date f is invalid.
45494	INVALID FORMAT IN FIELD TRAN DAT SEL	Format in field tran date for sell side is invalid.
45495	INVALID FORMAT IN FIELD TRAN FEE A	Format in field tran fee a is invalid.
45496	INVALID FORMAT IN FIELD TRAN FEE B	Format in field tran fee b is invalid.
45497	INVALID FORMAT IN FIELD TRAN FEE P	Format in field tran fee p is invalid.
45498	INVALID FORMAT IN FIELD TRAN FEE Q	Format in field tran fee q is invalid.
45499	INVALID FORMAT IN FIELD TRAN ID NO BUY	Format in field tran id no on buy side is invalid.
45500	INVALID FORMAT IN FIELD TRAN ID NO	Format in field tran id no is invalid.
45501	INVALID FORMAT IN FIELD TRAN ID NO F	Format in field tran id no f is invalid.
45502	INVALID FORMAT IN FIELD TRAN ID NO P	Format in field tran id no p is invalid.

Xetra Exception Code	Xetra Exception Message	Description
45503	INVALID FORMAT IN FIELD TRAN ID NO SELL	Format in field tran id no on sell side is invalid.
45504	INVALID FORMAT IN FIELD TRAN ID SFX NO B	Format in field tran id suffix no b is invalid.
45505	INVALID FORMAT IN FIELD TRAN ID SFX NO	Format in field tran id suffix no is invalid.
45506	INVALID FORMAT IN FIELD TRAN ID SFX NO F	Format in field tran id suffix no f is invalid.
45507	INVALID FORMAT IN FIELD TRAN ID SFX NO P	Format in field tran id suffix no p is invalid.
45508	INVALID FORMAT IN FIELD TRAN ID SFX NO S	Format in field tran id suffix no s is invalid.
45509	INVALID FORMAT IN FIELD TRAN TIM BEG F	Format in field start tran time f is invalid.
45510	INVALID FORMAT IN FIELD TRAN TIM BUY	Format in field tran time on buy side is invalid.
45511	INVALID FORMAT IN FIELD TRAN TIM	Format in field tran time is invalid.
45512	INVALID FORMAT IN FIELD TRAN TIM END F	Format in field end of tran time f is invalid.
45513	INVALID FORMAT IN FIELD TRAN TIM SEL	Format in field tran time on sell side is invalid.
45514	INVALID FORMAT IN FIELD TRAN TYP COD	Format in field tran type code is invalid.
45515	INVALID FORMAT IN FIELD TRAN TYP COD F	Format in field tran type code f is invalid.
45516	INVALID FORMAT IN FIELD TRD BK QTY ASK	Format in field trade book quantity on ask side is invalid.
45517	INVALID FORMAT IN FIELD TRD BK QTY BID	Format in field trade book quantity on bid side is invalid.
45518	INVALID FORMAT IN FIELD TRD EXC QTY ASK	Format in field trade exchange quantity on ask side is invalid.
45519	INVALID FORMAT IN FIELD TRD EXC QTY BID	Format in field trade exchange quantity on bid side is invalid.



Xetra Exception Code	Xetra Exception Message	Description
45520	INVALID FORMAT IN FIELD TRD LNK	Format in field trade link is invalid.
45521	INVALID FORMAT IN FIELD TRD MDL TYP COD	Format in field trade mdl type code is invalid.
45522	INVALID FORMAT IN FIELD TRD PRC BEST	Format in field best trade price is invalid.
45523	INVALID FORMAT IN FIELD TRD QTY BEST	Format in field best trade quantity is invalid.
45524	INVALID FORMAT IN FIELD TRD QTY	Format in field trade quantity is invalid.
45525	INVALID FORMAT IN FIELD TRD RES TYP COD	Format in field trade restriction type code is invalid.
45526	INVALID FORMAT IN FIELD TRD REV IND F	Format in field trade reversal indicator f is invalid.
45527	INVALID FORMAT IN FIELD TRD REV IND FILT	Format in field trade reversal indicator filter is invalid.
45528	INVALID FORMAT IN FIELD TRD SCH DEF FLG	Format in field trade schedule default flag is invalid.
45529	INVALID FORMAT IN FIELD TRD TIM BEST	Format in field best trade time is invalid.
45530	INVALID FORMAT IN FIELD TRD TIM	Format in field trade time is invalid.
45531	INVALID FORMAT IN FIELD TRD TYP	Format in field trade type is invalid.
45532	INVALID FORMAT IN FIELD TRD TYP F	Format in field trade type f is invalid.
45533	INVALID FORMAT IN FIELD TRDR NAM	Format in field trader name is invalid.
45534	INVALID FORMAT IN FIELD TRDR STS COD	Format in field trader system code is invalid.
45535	INVALID FORMAT IN FIELD TRN TYP ID	Format in field transaction type id is invalid.
45536	INVALID FORMAT IN FIELD TXN COD	Format in field transaction code is invalid.

Xetra Exception Code	Xetra Exception Message	Description
45537	INVALID FORMAT IN FIELD UNT OF QOTN	Format in field unit of quotation is invalid.
45538	INVALID FORMAT IN FIELD USER CLASS IND	Format in field user class indicator is invalid.
45539	INVALID FORMAT IN FIELD USER ORD NUM B	Format in field user order number b is invalid.
45540	INVALID FORMAT IN FIELD USER ORD NUM	Format in field user order number is invalid.
45541	INVALID FORMAT IN FIELD USER ORD NUM F	Format in field user order number f is invalid.
45542	INVALID FORMAT IN FIELD USER ORD NUM S	Format in field user order number s is invalid.
45543	INVALID FORMAT IN FIELD VAL PRC	Format in field value price is invalid.
45544	INVALID FORMAT IN FIELD VI DURN	Format in field vi duration is invalid.
45545	INVALID FORMAT IN FIELD VOL IND	Format in field vol indicator is invalid.
45546	INVALID FORMAT IN FIELD VOL PRC RNG FMT	Format in field vol price range format is invalid.
45547	INVALID FORMAT IN FIELD VOLUME	Format in field volume is invalid.
45548	INVALID FORMAT IN FIELD WAR CAT	Format in field warrant cat is invalid.
45549	INVALID FORMAT IN FIELD WAR STR PRC	Format in field warrant start price is invalid.
45552	INVALID FORMAT IN FIELD WAR TYP	Format in field warrant type is invalid.
45553	INVALID FORMAT IN FIELD WAR UND	Format in field warrant underlying is invalid.
45554	INVALID FORMAT IN FIELD WHL MKT OBB DURN	Format in field whole market obb duration is invalid.
45555	INVALID FORMAT IN FIELD WKN NO	Format in field wkn no is invalid.

Xetra Exception Code	Xetra Exception Message	Description
45556	INVALID FORMAT IN FIELD XETRA ISIN SUBJECT	Format in field xetra isin subject is invalid.
45557	INVALID FORMAT IN FIELD XETRA ISSR MNEM	Format in field xetra issr mnem is invalid.
45574	INVALID FORMAT IN FIELD MLI ORDR DATA CTR	Format in field mli order data ctr is invalid.
45575	INVALID FORMAT IN FIELD MEMB CCP CLG ID COD	Format in field member ccp clearing id code is invalid.
45576	INVALID FORMAT IN FIELD MEMB CCP CLG ID COD B	Format in field member ccp clearing id code b is invalid.
45577	INVALID FORMAT IN FIELD MEMB CCP CLG ID COD S	Format in field member ccp clearing id code s is invalid.
45578	INVALID FORMAT IN FIELD MEMB CCP FLG	Format in field member ccp flag is invalid.
45579	INVALID FORMAT IN FIELD MEMB CLG FLG	Format in field member clearing flag is invalid.
45580	INVALID FORMAT IN FIELD MEMB TRD FLG	Format in field member trade flag is invalid.
45581	INVALID FORMAT IN FIELD BON YLD TRD IND	Format in field bond yield trade indicator is invalid.
45582	INVALID FORMAT IN FIELD BON YLD TRD YLD CLC MD	Format in field bond yield trade yield calculation method is invalid.
45583	INVALID FORMAT IN FIELD MEMB IST ID COD OBO MS	Format in field member ist id code obo ms is invalid.
45585	INVALID FORMAT IN FIELD MLI REC CTR	Format in field mli rec ctr is invalid.
45586	INVALID FORMAT IN FIELD DLV DAT	Format in field delivery date is invalid.
45587	INVALID FORMAT IN FIELD DLV HR	Format in field delivery hour is invalid.
45588	INVALID FORMAT IN FIELD ENGY BID PRC	Format in field energy bid price is invalid.
45589	INVALID FORMAT IN FIELD ENGY BID QTY	Format in field energy bid quantity is invalid.

Xetra Exception Code	Xetra Exception Message	Description
45590	INVALID FORMAT IN FIELD ORDR STS COD	Format in field order system code is invalid.
45591	INVALID FORMAT IN FIELD MEMB BRN ID COD OBO MS	Format in field member brn id code obo ms is invalid.
45594	INVALID FORMAT IN FIELD ENGY TSO COD	Format in field energy tso code is invalid.
45597	INVALID FORMAT IN FIELD ENGY BID TYP COD	Format in field energy bid type code is invalid.
45598	INVALID FORMAT IN FIELD HOME MKT	Format in field home market is invalid.
45599	INVALID FORMAT IN FIELD ENGY AUCT ACTN COD	Format in field energy auction actn code is invalid.
45600	INVALID FORMAT IN FIELD ENGY AUCT STS COD	Format in field energy auction system code is invalid.
45601	INVALID FORMAT IN FIELD AUCT VOL	Format in field auction volume is invalid.
45602	INVALID FORMAT IN FIELD AUCT SRP VOL	Format in field auction surplus volume is invalid.
45603	INVALID FORMAT IN FIELD ENGY HRLY BID VOL	Format in field energy hourly bid volume is invalid.
45604	INVALID FORMAT IN FIELD ENGY BLC BID VOL	Format in field energy block bid volume is invalid.
45605	INVALID FORMAT IN FIELD CURR MAX BLC BID NUM	Format in field currency maximum block bid number is invalid.
45606	INVALID FORMAT IN FIELD CURR MAX BLC BID QTY	Format in field currency maximum block bid quantity is invalid.
45607	INVALID FORMAT IN FIELD CURR MAX PRC STEP NUM	Format in field currency maximum price step number is invalid.
45608	INVALID FORMAT IN FIELD NEXT MAX BLC BID NUM	Format in field next maximum block bid number is invalid.
45609	INVALID FORMAT IN FIELD NEXT MAX PRC STEP NUM	Format in field next maximum price step number is invalid.
45610	INVALID FORMAT IN FIELD NEXT MAX BLC BID QTY	Format in field next maximum block bid quantity is invalid.

Xetra Exception Code	Xetra Exception Message	Description
45611	INVALID FORMAT IN FIELD ENGY MAX PRC	Format in field energy maximum price is invalid.
45612	INVALID FORMAT IN FIELD ENGY BLC BID OPTIM LIM	Format in field energy block bid optimum limit is invalid.
45613	INVALID FORMAT IN FIELD ENGY BLC BID OPTIM MIN PRC DIFF	Format in field energy block bid optimum minimum price difference is invalid.
45614	INVALID FORMAT IN FIELD SUMMER TIM ENBL IND	Format in field summer time enbl indicator is invalid.
45615	INVALID FORMAT IN FIELD SUMMER TIM BEG DAT	Format in field start of summer time date is invalid.
45616	INVALID FORMAT IN FIELD SUMMER TIM BEG HR	Format in field start of summer time hour is invalid.
45617	INVALID FORMAT IN FIELD SUMMER TIM END DAT	Format in field end of summer time date is invalid.
45618	INVALID FORMAT IN FIELD SUMMER TIM END HR	Format in field end of summer time in hours is invalid.
45633	INVALID FORMAT IN FIELD TRAD MTCH PRC FROM F	Format in field trade match price from f is invalid.
45634	INVALID FORMAT IN FIELD TRAD MTCH PRC TO F	Format in field trade match price to f is invalid.
45635	INVALID FORMAT IN FIELD MIN ORDR SIZ	Format in field minimum order size is invalid.
45647	INVALID FORMAT IN FIELD OTC PRC RNG	Format in field otc price range is invalid.
45648	INVALID FORMAT IN FIELD QUO DEL IND	Format in field quote delete indicator is invalid.
45649	INVALID FORMAT IN FIELD HRT BEAT INTVL SEC	Format in field heart beat interval in seconds is invalid.
45653	INVALID FORMAT IN FIELD STM GRP COD	Format in field stream group code is invalid.
45654	INVALID FORMAT IN FIELD ORDR BK MKT DPTH	Format in field order book market depth is invalid.

Xetra Exception Code	Xetra Exception Message	Description
45656	INVALID FORMAT IN FIELD BIC ENT NO	Format in field bic ent no is invalid.
45657	INVALID FORMAT IN FIELD BLK TRD DELY IND	Format in field block trade delay indicator is invalid.
45658	INVALID FORMAT IN FIELD EXEC VENU ID	Format in field execution venue id is invalid.
45659	INVALID FORMAT IN FIELD OTC TRD FLG1	Format in field otc trade flag 1 is invalid.
45660	INVALID FORMAT IN FIELD OTC TRD FLG2	Format in field otc trade flag 2 is invalid.
45661	INVALID FORMAT IN FIELD OTC TRD FLG3	Format in field otc trade flag 3 is invalid.
45662	INVALID FORMAT IN FIELD PRC ALRT COD	Format in field price alert code is invalid.
45663	INVALID FORMAT IN FIELD PRC ALT MKT IND	Format in field price alt market indicator is invalid.
45664	INVALID FORMAT IN FIELD PRC NEGO IND	Format in field price negotiation indicator is invalid.
45666	INVALID FORMAT IN FIELD QTY ALRT COD	Format in field quantity alert code is invalid.
45668	INVALID FORMAT IN FIELD TRD PTFLO IND	Format in field trade portfolio indicator is invalid.
45670	INVALID FORMAT IN FIELD UTC TIM DIFF	Format in field utc time difference is invalid.
45672	INVALID FORMAT IN FIELD DEF BEST RTNG IND	Format in field default best rating indicator is invalid.
45673	INVALID FORMAT IN FIELD AMND CONF IND	Format in field amend/confirm indicator is invalid.
45674	INVALID FORMAT IN FIELD BOOK IND	Format in field book indicator is invalid.
45675	INVALID FORMAT IN FIELD TRD OTC RPT IND	Format in field trade otc report indicator is invalid.
45676	INVALID FORMAT IN FIELD TRD OTC SETL IND	Format in field trade otc settlement indicator is invalid.

Xetra Exception Code	Xetra Exception Message	Description
45677	INVALID FORMAT IN FIELD TRD RPT STS	Format in field trade report system is invalid.
45678	INVALID FORMAT IN FIELD RTN COD	Format in field rtn code is invalid.
45691	INVALID FORMAT IN FIELD FILT LCK STK IND	Format in field filter locked stock indicator is invalid.
45692	INVALID FORMAT IN FIELD INSTR SET ID	Format in field instrument set id is invalid.
45693	INVALID FORMAT IN FIELD MKT RST IND	Format in field market reset indicator is invalid.
45694	INVALID FORMAT IN FIELD POT EXEC QTY	Format in field pot execution quantity is invalid.
45695	INVALID FORMAT IN FIELD KNOCK OUT IND	Format in field knock out indicator is invalid.
45696	INVALID FORMAT IN FIELD DEL ORD FLG	Format in field delete order flag is invalid.
45697	INVALID FORMAT IN FIELD MLI REC CTR X	Format in field mli rec ctr x is invalid.
45698	INVALID FORMAT IN FIELD FILT SPEC IND	Format in field filter spec indicator is invalid.
45699	INVALID FORMAT IN FIELD MEMB BRN ID COD OBO	Format in field member brn id code obo is invalid.
45700	INVALID FORMAT IN FIELD MEMB IST ID COD OBO	Format in field member ist id code obo is invalid.
45702	INVALID FORMAT IN FIELD SPEC MEMB ID	Format in field spec member id is invalid.
45703	INVALID FORMAT IN FIELD SPEC SUB GRP	Format in field spec sub group is invalid.
45704	INVALID FORMAT IN FIELD WAR SEG	Format in field warrant segment is invalid.
45705	INVALID FORMAT IN FIELD STAT CHG TYP	Format in field state change type is invalid.
45707	INVALID FORMAT IN FIELD EXCH CTRL SEG FLG	Format in field exchange control segment flag is invalid.

Xetra Exception Code	Xetra Exception Message	Description
45708	INVALID FORMAT IN FIELD MAS QUO STS	Format in field mass quote system is invalid.
45709	INVALID FORMAT IN FIELD LNK ORDR NO	Format in field link order no is invalid.
45710	INVALID FORMAT IN FIELD STAT CHG CLAS	Format in field state change class is invalid.
45711	INVALID FORMAT IN FIELD MEMB OWN ID COD	Format in field member own id code is invalid.
45712	INVALID FORMAT IN FIELD PART NO TEXT OWN	Format in field part no text for own is invalid.
45713	INVALID FORMAT IN FIELD PART SUB GRP COD OWN	Format in field part sub group code for own is invalid.
45714	INVALID FORMAT IN FIELD SPEC PART NO TEXT	Format in field spec part no test is invalid.
45715	INVALID FORMAT IN FIELD PART SUB GRP COD OBO MS	Format in field part sub group code obo ms is invalid.
45719	INVALID FORMAT IN FIELD DEL NON PERS ORDR IND	Format in field delete non persistent order indicator is invalid.
45720	INVALID FORMAT IN FIELD DEL PERS ORDR IND	Format in field delete persistent order indicator is invalid.
45721	INVALID FORMAT IN FIELD DEL QUO IND	Format in field delete quote indicator is invalid.
45733	INVALID FORMAT IN FIELD CLI ORDR ID	Format in field cli order indicator is invalid.
45735	INVALID FORMAT IN FIELD ORDR PERS IND	Format in field persistent order indicator is invalid.
45737	INVALID FORMAT IN FIELD ORDR CRE DAT	Format in field order creation date is invalid.
45738	INVALID FORMAT IN FIELD ORDR CRE TIM	Format in field order creation time is invalid.
45746	INVALID FORMAT IN FIELD ORDR TOT EXE QTY	Format in field order tot execution quantity is invalid.
45756	INVALID FORMAT IN FIELD LST EVNT TRN IND	Format in field last event trn indicator is invalid.



Xetra Exception Code	Xetra Exception Message	Description
45764	INVALID FORMAT IN FIELD ETS SES ID	Format in field ets session id is invalid.
45765	INVALID FORMAT IN FIELD DISC ORDR IND	Format in field discretionary order indicator is invalid.
45766	INVALID FORMAT IN FIELD ORDR DISC RNG	Format in field discretionary order range is invalid.
45771	INVALID FORMAT IN FIELD HIDD ORDR IND	Format in field hidden order indicator is invalid.
45772	INVALID FORMAT IN FIELD MIN HIDD ORDR VAL	Format in field minimum hidden order value is invalid.
45773	INVALID FORMAT IN FIELD MIN ACC QTY	Format in field minimum account quantity is invalid.
45774	INVALID FORMAT IN FIELD PRCS SYS TRN COD	Format in field price system trn code is invalid.
45775	INVALID FORMAT IN FIELD ORDR PRIO TIM	Format in field priority time for order is invalid.
45776	INVALID FORMAT IN FIELD ORDR PRIO DAT	Format in field priority date for order is invalid.
45777	INVALID FORMAT IN FIELD MTCH RNG BID QTY	Format in field match range for bid quantity is invalid.
45778	INVALID FORMAT IN FIELD MTCH RNG ASK QTY	Format in field match range for ask quantity is invalid.
45779	INVALID FORMAT IN FIELD MSG ID NO	Format in field message id number is invalid.
45782	INVALID FORMAT IN FIELD SKIP EXPD INST IND	Format in field skip expd instrument indicator is invalid.
45783	INVALID FORMAT IN FIELD STL CTRY	Format in field settlement country is invalid.
45784	INVALID FORMAT IN FIELD QUO EXE PRC	Format in field quote execution price is invalid.
45785	INVALID FORMAT IN FIELD NEW QUO EXE PRC	Format in field new quote execution price is invalid.
45786	INVALID FORMAT IN FIELD DISS VALU PRC IND	Format in field diss value price indicator is invalid.

Xetra Exception Code	Xetra Exception Message	Description
45787	INVALID FORMAT IN FIELD ISIX COD	Format in field isix code is invalid.
45795	INVALID FORMAT IN FIELD BON INT PMT DAT TYP	Format in field bond interest payment date type is invalid.
45796	INVALID FORMAT IN FIELD BON CPN PER DAT FROM	Format in field bond coupon per date from is invalid.
45797	INVALID FORMAT IN FIELD BON CPN PER DAT TO	Format in field bond coupon per date to is invalid.
45798	INVALID FORMAT IN FIELD BON VAR INT RAT	Format in field bond var interest rate is invalid.
45799	INVALID FORMAT IN FIELD BON VAR INT RAT DAT	Format in field bond var interest rate date is invalid.
45800	INVALID FORMAT IN FIELD BON POOL FCT	Format in field bond pool factor is invalid.
45801	INVALID FORMAT IN FIELD BON POOL FCT DAT FROM	Format in field bond pool factor date from is invalid.
45802	INVALID FORMAT IN FIELD BON POOL FCT DAT TO	Format in field bond pool factor date to is invalid.
45803	INVALID FORMAT IN FIELD BON INT RAT VAL DAT	Format in field bond interest rate value date is invalid.
45804	INVALID FORMAT IN FIELD BON VAR CPN PER FLG	Format in field bond var coupon per flag is invalid.
45805	INVALID FORMAT IN FIELD BON VAR CPN FLG	Format in field bond var coupon flag is invalid.
45806	INVALID FORMAT IN FIELD BON POOL FCT FLG	Format in field bond pool factor flag is invalid.
45807	INVALID FORMAT IN FIELD CURR ACC LVL NO	Format in field current account level no is invalid.
45808	INVALID FORMAT IN FIELD BON FLAT IND	Format in field bond flat indicator is invalid.
45809	INVALID FORMAT IN FIELD ISSUE DAT	Format in field issue date is invalid.
45810	INVALID FORMAT IN FIELD EXT REF EXCH ID COD	Format in field ext ref exchange id code is invalid.

Xetra Exception Code	Xetra Exception Message	Description
45811	INVALID FORMAT IN FIELD PRC BARR IND	Format in field price barrier indicator is invalid.
45812	INVALID FORMAT IN FIELD PRC BARR RNG	Format in field price barrier range is invalid.
45813	INVALID FORMAT IN FIELD PRC MOV BARR	Format in field price movement range is invalid.
45814	INVALID FORMAT IN FIELD EXCH MIC ID	Format in field exchange mic id is invalid.
45816	INVALID FORMAT IN FIELD CR QTY	Format in field cr quantity is invalid.
45817	INVALID FORMAT IN FIELD PRIM EXCH MIC ID	Format in field primary exchange mic id is invalid.
45818	INVALID FORMAT IN FIELD PRIM EXCH X ID	Format in field primary exchange x id is invalid.
45819	INVALID FORMAT IN FIELD EXCH ACC LVL NO	Format in field exchange account level no is invalid.
45822	INVALID FORMAT IN FIELD EXCH SEG COD	Format in field exchange segment code is invalid.
45824	INVALID FORMAT IN FIELD ORDR STRK EXEC PRC	Format in field order strike execution price is invalid.
45825	INVALID FORMAT IN FIELD MEMB STOP RLSE IND	Format in field member stop release indicator is invalid.
45834	INVALID FORMAT IN FIELD CAL NAM	Format in field calender name is invalid.
45835	INVALID FORMAT IN FIELD HOL DAT	Format in field holiday date is invalid.
45836	INVALID FORMAT IN FIELD HOL DAT NAM	Format in field holiday date name is invalid.
45845	INVALID FORMAT IN FIELD MSG TXT	Format in field message text is invalid.
45846	INVALID FORMAT IN FIELD CAL TYP	Format in field calender type is invalid.
45847	INVALID FORMAT IN FIELD CR TIM	Format in field cr time is invalid.

Xetra Exception Code	Xetra Exception Message	Description
45852	INVALID FORMAT IN FIELD TRAD CAL NAM	Format in field trade calendar name is invalid.
45853	INVALID FORMAT IN FIELD STL CAL NAM	Format in field settlement calendar name is invalid.
45854	INVALID FORMAT IN FIELD ENGY TSO MKT AREA	Format in field energy tso market area is invalid.
45855	INVALID FORMAT IN FIELD REF MKT	Format in field reference market is invalid.
45856	INVALID FORMAT IN FIELD ENAB EXT MKT REF MIDP	Format in field enable ext market ref midpoint is invalid.
45857	INVALID FORMAT IN FIELD ENAB EXT MKT REF VOLA	Format in field enable ext market ref vola is invalid.
45860	INVALID FORMAT IN FIELD CM STOP AUTH IND	Format in field cm stop authorization indicator is invalid.
45861	INVALID FORMAT IN FIELD IN SUBSCR IND	Format in field in subscription indicator is invalid.
45862	INVALID FORMAT IN FIELD RPT MIC	Format in field report mic is invalid.
45863	INVALID FORMAT IN FIELD AUTO REV FLG	Format in field auto reverse flag is invalid.
45864	INVALID FORMAT IN FIELD MAX TRD AMNT	Format in field maximum trade amount is invalid.
45865	INVALID FORMAT IN FIELD MEMB APP ID COD	Format in field member app id code is invalid.
45866	INVALID FORMAT IN FIELD DEF OTC ACCT	Format in field def otc account is invalid.
45867	INVALID FORMAT IN FIELD MEMB OTC CTPY COD	Format in field member otc counterparty code is invalid.
45868	INVALID FORMAT IN FIELD DISS Q R OWNER	Format in field diss Q R owner is invalid.
45869	INVALID FORMAT IN FIELD SPEC AUCTION IND	Format in field special auction indicator is invalid.
45870	INVALID FORMAT IN FIELD TOP VOL THRES	Format in field top volume threshold is invalid.

---

<b>Xetra Exception Code</b>	<b>Xetra Exception Message</b>	<b>Description</b>
45871	INVALID FORMAT IN FIELD BIL AGG IND	Format in field bilateral aggregation indicator is invalid.
45873	INVALID FORMAT IN FIELD MEMB BIL AGG IND P	Format in field member bilateral aggregation indicator P is invalid.
45876	INVALID FORMAT IN FIELD SINGLE AUCTION IND	Format in field single auction indicator is invalid.
45877	INVALID FORMAT IN FIELD MEMB BIL AGG IND A	Format in field member bilateral aggregation indicator A is invalid.

## 5.3 Resource Access Levels

The following table lists the resource access levels.

ResCode	ResName
1	Xetra Inquire User List
2	Xetra Inquire User
3	Xetra Add User
4	Xetra Modify User
5	Xetra Delete User
6	Xetra Inquire Order
7	Xetra Enter Order
8	Xetra Modify Order
9	Xetra Delete Order
10	Xetra Inquire Quote
11	Xetra Enter Quote
12	Xetra Delete Quote
13	Xetra Enter Quote Request
14	Xetra Login
15	Xetra Logout
16	Xetra Change Password
17	Xetra Inquire Instrument List
18	Xetra Inquire Instrument
19	Xetra Inquire Own Trade
20	Xetra Inquire Trade
21	Xetra Modify Trade
22	Xetra Inquire News List
23	Xetra Inquire News
24	Xetra Inquire Report Selection List
25	Not used.
26	Xetra Modify Report Selection

ResCode	ResName
27	Xetra Inquire Current Subgroup License
29	Xetra Delete All Orders and Quotes
30	Xetra Inquire Instrument Trading Control
31	Xetra Modify Instrument Trading Control
32	Xetra Inquire Inside Market
33	Xetra Request Broadcast Retransmission
34	Xetra Inquire Exchange Information
35	Xetra Subscribe Inside Market
36	Xetra Subscribe Quote Request
37	Xetra Subscribe State Change Information
38	Xetra Subscribe Order Execution Confirmation
39	Xetra Subscribe Quote Execution Confirmation
40	Xetra Subscribe OTC Information
41	Xetra Subscribe DS/LM Quote Request
42	Xetra Subscribe News
43	Xetra Subscribe Ticker
44	Xetra Subscribe Trade Confirmation
45	Not used
46	Xetra Subscribe Un-netted Public Information
47	Xetra Inquire Public Order Book
48	Xetra Reset Password
49	Xetra Approve OTC Trade
50	Xetra Enter OTC Trade
51	Xetra Delete OTC Trade
52	Xetra Enter OTC Trade on Behalf
53	Xetra Inquire OTC Trade
54	Xetra Enter Stop Order
55	Xetra Modify Stop Order

56	Xetra Delete Stop Order
57	Not used.
58	Xetra Inquire Instrument Group List
59	Xetra Inquire Instrument Group
60	Xetra Inquire Subgroup List
61	Xetra Inquire Subgroup Betreuer License
62	Xetra Add Subgroup Betreuer License
63	Xetra Delete Subgroup Betreuer License
64	Xetra Inquire Subgroup Instrument Group List
65	Xetra Add Subgroup Instrument Group Assignment
66	Xetra Delete Subgroup Instrument Group Assignment
70	Xetra Inquire Current Instrument Group List
71	Xetra Inquire Current Instrument Group
73	Xetra Inquire Current Subgroup Instrument Group Ass List
76	Not used.
77	Xetra Inquire Specialist Orders
78	Xetra Subscribe Specialist Stream
79	Xetra Subscribe Issuer Stream
80	Xetra Mass Quote Enter
81	Xetra Inquire Filtered Instrument List
90	Xetra Inquire Energy Exchange Parameter
91	Xetra Inquire All Trades
92	Xetra Start Heartbeat
93	Xetra Subscribe All Trade Prices
94	Xetra Inquire BEST Executor Flow Provider
95	Xetra Maintain Default BEST Executor
96	Xetra Inquire Default BEST Executor
97	Xetra Enter Trade Report
98	Xetra Delete Trade Report



---

99	Xetra Subscribe Matching Event
100	Xetra Subscribe All Order Execution Information
101	Xetra Enter Cross Request
102	Xetra Modify CM Stop/Release
103	Xetra Subscribe Private Member Messages
104	Add OTC Approval Settings
105	Delete OTC Approval Settings
106	Inquire OTC Approval Settings
107	Modify OTC Approval Settings
108	Reverse Approved OTC Trade
109	Xetra Support Midpoint Interest
110	Xetra Maintain Market Maker Protection

## 5.4 Table of Instruments and System States

Trading Phase	State Name	Description
ADD	Add	Initial system state for a new instrument before the first trading day.
BETW	Between Auctions	Own order entry / maintenance is permitted. Matching is not possible and no broadcasts of the inside market will be sent.
CCALL	Closing Auction Call	Order entry / maintenance is allowed. Indicative price is calculated. Changes to indicative price are triggered by order / quote entry broadcast to the market.
COBB	Closing Order Book Balancing	Possibility for all traders to enter orders to accept existing surplus from the auction.
CPOBB	Closing Pre-Order Book Balancing	Possibility for Designated Sponsor / Liquidity Manager to enter orders to accept existing surplus from the auction.
DEL	Delete	Last system state of a deleted instrument after the last trading day.
ECALL	End of Day Auction Call	Order entry / maintenance is allowed. Indicative price is calculated. Changes to indicative price are triggered by order / quote entry broadcast to the market.
EPOBB	End-of-Day Pre-Order Book Balancing	Triggered if there is a surplus from the end-of-day auction. Auction price of the surplus is offered to the Designated Sponsors / Liquidity Managers.
EOBB	End of Day Order Book Balancing	Possibility for all traders to enter orders to accept existing surplus from the auction.
ENDTR	End of Trading (Batch)	System will go to over-night batch and no on-line activity allowed.
HALT	Halt	An instrument or the system is temporarily halted. No on-line activity is allowed.
ICALL	Intraday Auction Call	Order entry / maintenance is allowed. Indicative price is calculated. Changes to indicative price are triggered by order / quote entry broadcast to the market.
IFRZ	Intraday IPO Freeze	IPO Freeze phase if trading model type One Auction only is used. Description see Opening IPO Freeze.
IIPO	Intraday IPO Call	IPO Call phase if trading model type One Auction only is used. Description see Opening IPO Call.

Trading Phase	State Name	Description
IOBB	Intraday Auction Order Book Balancing	Possibility for all traders to enter orders to accept existing surplus from the auction.
IPOBB	Intraday Auction Pre-Order Book Balancing	Possibility for Designated Sponsor / Liquidity Manager to enter orders to accept existing surplus from the auction.
OCALL	Opening Auction Call	Order entry / maintenance is allowed. Indicative price is calculated. Changes to indicative price are triggered by order / quote entry broadcast to the market. May be extended by volatility / market order interruption.
OFRZ	Opening IPO Freeze	Entry, modification or deletion of orders or quotes is not possible. The order book situation is frozen. Lead bank will be able to enter orders via market supervision, by way of trading on behalf. Market supervision will then manually initiate the price determination phase where existing orders are executed at the auction price within in the IPO Matching Range.
OIPO	Opening IPO Call	Order entry / maintenance is allowed. No order book information is displayed. Lead manager of the IPO will be enabled to broadcast price indications using the <i>News Board</i> function available to market supervision.
OOBB	Opening Auction Order Book Balancing	Possibility for all trader to enter orders to accept existing surplus from the auction.
OPOBB	Opening Auction Pre-Order Book Balancing	Possibility for Designated Sponsor / Liquidity Manager to enter orders to accept existing surplus from the auction.
POSTR	Post Trading	Own order entry / maintenance is permitted. Matching is not possible and no broadcasts of the inside market will be sent.
PRETR	Pre Trading	Own order entry / maintenance is permitted, no matching and no broadcast of inside market information occurs.
START	Start	Initial system state at the beginning of each on-line day. System is put into this state as soon as the nightly batch processing is completed successfully.

Trading Phase	State Name	Description
SUSP	Suspend	Instruments with Suspended Ind. = Y are put into Suspend instrument state. No trading activity is allowed. All quotes and orders in the order book are automatically deleted. (Note that suspension cannot interrupt the price determination phase of an auction or volatility Interruption. Change of state will be made upon completion of netting).
TRADE	Trading	Continuous Trading: Order entry / maintenance is allowed.
VOLA	Volatility Interruption	Consists of a call period (maybe extended) a freeze phase and price determination.
XCALL	Continuous Auction Call	Call phase for the continuous auction trading model.
XFRZ	Continuous Auction Freeze	Freeze phase for the continuous auction with specialist trading model.
XPREC	Continuous Auction Pre-Call	Pre-call phase for the continuous auction trading model.

### 5.4.1 Exchange States

	Exchange Phase	START	PRETR	TRADE	POSTR	ENDTR	HALT
Instrument Phase							
XPREC		START	PRETR	XPREC	POSTR	ENDTR	HALT
XCALL		(n/a)	PRETR	XCALL	XCALL	(n/a)	HALT
XFRZ		(n/a)	PRETR	XFRZ	XFRZ	(n/a)	HALT
HALT		HALT	HALT	HALT	HALT	HALT	HALT
SUSP		SUSP	SUSP	SUSP	SUSP	SUSP	SUSP
DEL		DEL	DEL	DEL	DEL	DEL	DEL
ADD		ADD	ADD	ADD	ADD	ADD	ADD
HOL		HOL	HOL	HOL	HOL	HOL	HOL

### 5.4.2 System States

State Name	Trading Phase	Description
BATCH	Ready for batch (not visible to members)	System will go to over-night batch.
HALT	Halt	System state when market is halted
ONLIN	Online (not visible to members)	All online activity allowed.

## 5.5 Glossary

Term	Explanation
Account type	Type of the account in which trading is carried out: Agent ("A"), Proprietary ("P"), Designated Sponsor ("D"), Issuer ("I"), Liquidity Manager ("Q"), Liquidity Provider ("L"), BEST Executor ("E").
Accounting cut-off	Fixed time of day, at which the business date is changed to the following business date.
Accept surplus order	The order can only be entered during the ->order book balancing phase of an auction. Participants have the possibility to execute by this order type the remaining surplus of an auction at a later point in time, i.e. those orders, which were unlimited or limited to the auction price but could not be executed. This special order type can only have the execution conditions: immediate-or-cancel (IOC) or fill-or-kill (FOK).
Additional liquidity	Additional liquidity in a certain instrument, caused by a -> Designated Sponsor's or Liquidity Manager's or Issuer's entry of -> quotes.
Admission	Admittance for trading.
Agent trading (account "A")	Account type used for customer trading. Trading on own name and foreign account.
Agent trader	Trader trading on ->Agent ("A") account.
Aggressive Limit	The Aggressive Limit displays the sum of the visible limit and the discretionary range of a ->Discretionary Order. For other order types, it displays the limit.
API	Application Programming Interface.
Application requests	Describe the data layout for the communication with Deutsche Börse AG - applications via the ->VALUES API.

Term	Explanation
Auction Call phase	The auction call phase is triggered in case a full execution of all executable orders at the quote price is not possible or a potential executable situation exists (i.e. crossed order book or market order without a quote or stop order is triggerable and executable at or within limits of a market maker / issuer quote (including volume of executable opposing orders)). In any other case there is no auction call phase. There is a maximum duration for the auction call phase defined.
Auction Freeze phase	Specialists can switch an instrument from pre-call to the freeze phase manually. During the freeze phase the order book is locked for the market. For Specialists the order book is still open, i.e., they are able to enter and delete orders on behalf of the Issuer, other members, or on their own account. Specialists are also provided with the -> locked stock contents during the freeze phase. The price determination can be triggered by the Specialist via entry of a specifically marked quote, which terminates the freeze phase and unlocks the order book. The freeze phase can be terminated without entering the price determination by a manual phase change back to pre-call.
Auctions in Main Trading Phase Only	Trading restriction for an order, which is only valid within the main trading phase.
Auction only order	Order only valid during the scheduled auctions.
Auction Pre-Call phase	Start of the auction, possibly followed by the Auction Call/ Freeze phase and / or the price determination phase. Market participants are able to enter orders and quotes in this phase as well as modify or delete their own existing orders and quotes. In continuous auction trading, the Issuer adds, modifies and deletes quotes and the Specialist can enter quotes or orders on behalf of the related Issuer or other members, or on their own account, and delete their existing orders or quotes.
Auction price	Price for an instrument, at which the highest executable order volume and the lowest surplus exists in the order book at the end of the call phase.
Auction trading	Trading form of the exchange market model, in which concentration of liquidity is achieved through collection and consideration of all current orders. Price determination takes place at pre-defined points in time or is event triggered (◇ Continuous Auction) and follows the principle of maximum volume execution.

Term	Explanation
Authorization concept	Concept of granting right for access to trading and trading support services, assignment of accounts and instruments.
Average price	A calculated price from the weighted average of selected order limits, executed trades, respectively.
Back end	Comprises central host cluster which performs the processing of business functions and the -> Communication Servers. Maintained by Deutsche Börse AG.
BESS	Back end Specific Subsystem. Back end (e.g. Xetra)-specific part of the front end.
BEST (Xetra)	Internalization platform, offering retail clients to match their orders at the member side for a price referred to the Xetra order book.
BEST Executor (Account "E")	A BEST Executor license is member based. A BEST Executor provides BEST platform with liquidity in form of BEST quotes.
BEST Orders	BEST orders have to be entered with the Agent "A" account. It can only be orders for equities during the trading phase "continuous trading", which have a chance to be matched within Xetra BEST. The limit for a BEST order is set by the maximum order value.
BEST Quotes	BEST quotes can only be entered by a BEST Executor with the "E" account. As special parameters the boundary prices and the reserve quantities for each side have to be entered. The limits are relative and the ask limit has to contain a minus sign.
Blue chips	Largest and usually most liquid stocks traded in a market.
Book-or-cancel order (BOC Order)	Only a limit order can be entered with the execution restriction "BOC". The order is only stored in the order book when no immediate execution against a visible order is possible. Otherwise the BOC-order will be rejected. BOC orders may execute against sitting hidden orders only, any remaining order quantity after the execution is stored in the order book.
Broadcast	Messages, which are transferred asynchronously to -> VALUES API based applications.



Term	Explanation
Buy / sell toggle button	Toggle button, which indicates during the entry of orders or ->OTC trades whether a buy or a sell order is to be sent to the market.
Call interface	The (->VALUES API) call interface is a set of technical functions which are used to communicate with Deutsche Börse AG applications. The call interface supports connection management, session management, request / response processing, and broadcast subscription.
Central Counterpart	Setting of counterpart by CCP on all levels inclusive interfaces. The member knows from the beginning that he is trading against the central counterpart, but Market Supervision still sees the counterparts assigned by "Zuteilungsalgorithmus".
Capital adjustment	Adjustment of a stock corporation's capital stock.
Closing auction	Takes place at the end of the trading day, after the end of ->Continuous Trading. It is divided into a call phase, price determination and order book balancing phase. It is characterized by a partially closed order book (stock trading) or an open order book (bond trading).
Closing auction only	Trading restriction for an order, which is only valid within closing auctions.
Communication Server	Part of the four-tier architecture of the Xetra System. The CS is a kind of network computer located between the central hosts of Deutsche Börse AG and the members' front end installations. It is the single point of access to the Xetra back end.
Context menu	The context menu appears right next to the mouse pointer when clicking the defined mouse button. It allows a fast selection out of a distinct set of choices (i.e., quantity, limit).
Continuous Trading	Trading form supported by the Xetra market model. Continuous Trading starts after the end of the opening auction. Generally, only round lots can be traded in Continuous Trading. Incoming orders are immediately checked for executability against orders on the other side of the order book.

Term	Explanation
Continuous auction trading model	The trading model continuous auction with market makers and specialists serves for the quote driven trading of instruments. Auction pre-call phase and a call phase (Issuer), which is triggered by a quote that leads to an executable volume greater than zero. A specialist can manually switch from pre-call to freeze phase. Orders and quotes are considered by price / time priority but the auction price determination only occurs within the range specified by the quote, according to the modified most executable volume principle. Whenever an Issuer enters a -> quote, the system will check for immediate executability of orders. In case of executability the price determination takes place. The quote entered explicitly to terminate the -> call phase has to be marked as such by the quote provider. The Specialist initiates the -> freeze phase. The quote entry functionality during freeze will be used to invoke the price determination process. These quotes enter as quotes "on behalf" of the Issuer. The Specialist terminates the -> freeze phase by entering a marked quote / price.
Counterparty	Contracting party in a trade.
Crossed order book	Order book situation, where bid and ask orders are executable against each other. Only possible during the call phase of auctions.
Crossed Trades	A trade is called a crossed trade if two proprietary traders of the same member perform a trade.
CS	see ->Communication Server.
Designated Sponsor (Account "D")	Designated Sponsors are specialized traders who bridge temporary imbalances between supply and demand in stock trading. They do so by quoting of bid and ask limits. In one security there can be one, several or no Designated Sponsor.
Discretionary order	The discretionary order is a kind of limit order in the open order book of Xetra. With the discretionary range as a second parameter a hidden limit can be derived, that is not visible for the market. Discretionary orders are only allowed for continuous trading model instruments.
Discretionary range	The discretionary range as a second parameter a hidden limit can be derived, that is not visible for the market. For buy orders, it is higher than the limit, for sell orders it is lower as the limit. It displays the difference between the limit and the ->Aggressive Limit.

Term	Explanation
Dynamic price range	Dynamically adjusted price range, which refers to the last traded price of an instrument determined in an auction or during continuous trading. The dynamic price range is updated by the last available midpoint from the reference market if the instruments' reference market is different from the instruments' listing market. If the potential execution price of an order lies outside the dynamic price range, a volatility interruption is triggered (see also ->static price range).
End-of-day Auction	Last auction of the day in case an intraday auction is scheduled for the instrument. The end-of-day auction determines the closing price for instruments with an intraday closing auction.
End- of-day Auction Only	Trading restriction for an order, which is only valid within end-of-day auctions.
Eurex®	Electronic exchange for financial futures and options, merger between SOFFEX and DTB.
Execution Confirmation	Immediate information for the trading participant about the execution of an order, containing time, price and executed volume.
Exception Code	Unique number for errors which may occur in Xetra.
Exception Log File	The Exception Log File contains the exception information generated by the processes on the ->MISS and ->WS.
Exchange Rules and Regulations of Frankfurter Wertpapierbörse	General rules for trading at Frankfurt Stock Exchange.
Extended inside market	Inside market information which is provided within overview windows. Display of the best ten bid / ask limits (incl. market orders) with accumulated volumes.
External User	Floor trading member for whom trades can be entered on-behalf.
External System User	User with no rights except to import external user on-behalf trades.
Failover	Concept to ensure high system availability. Failover can be automatic (no interference of the Xetra operator necessary) or manual.

Term	Explanation
Fast market	A special market situation where ->price ranges are wider then usual and the Designated Sponsor performance is suspended.
Fill-or-kill order (FOK Order)	An order which has to be executed immediately and fully or not at all. If immediate and full execution is not possible, the order is deleted without entry in the order book.
Filter	The filter allows the user to display information in an overview window according to pre-defined criteria.
Flow Provider	Member, who offers the Xetra BEST functionality to his clients by routing the BEST orders to a BEST Executor. Between a Flow Provider and a BEST Executor, a relationship has to be established.
(WSS) Foreign Exchange Rate Data	Exchange rates as delivered by WSS.
Frontend applications	Applications started on front end Workstations and MISS.
Frontend Operations Guide	A reference guide containing information about the operation of a Xetra front end.
Good-for-day	Validity constraint for order which is only valid for the current exchange trading day.
Good-till-cancelled	Validity constraint for order which is only valid until it is either executed or deleted by the originator or the system on reaching it's maximum validity of 360 days.
Good-till-date	Validity constraint for order which is only valid until a specified date (up to a maximum of 360 days from the date of entry).
Handel per Erscheinen	It is possible to trade instruments with trading model continuous auction before their IPO when the issue date is filled. In this case trades between first trading day and issue date minus one will have settlement day = issue date. For these trades before the issue day, the prices will be flagged as market prices.
Hidden order	Hidden orders enable trading participants to enter non-visible limit orders in the Xetra order book. Pursuant to the "Markets in Financial Instruments Directive" (MiFID), hidden orders must be large in scale compared with normal market size.

Term	Explanation
Hold request	Request to hold an ->order. Orders are deleted from the order book and are thereby not available for execution any longer. Held orders are only visible for the trader who triggered the hold, as long as he is connected. Held orders can be released again in the course of the trading day.
Host cluster	Cluster of several computers that share common resources.
HUEST	“Handelsüberwachungsstelle”. Independent authority for the surveillance for fair and legally correct trading.
Iceberg Order	Iceberg orders are orders with quantities only partially visible in the order book. An iceberg order is characterized by its overall quantity, the peak quantity, which characterizes the visible part of the order and the mandatory limit. The overall quantity must be a multiple of the round lot size and the overall quantity is at most 'x' times the peak quantity. The factor 'x' is configurable by the exchange.
Immediate-or-cancel order (IOC Order)	Order which is to be executed immediately and fully or as fully as possible. Non-executed parts of the IOC order are discarded without entry in the order book.
Indicative price	The ->auction price of an auction which would be determined if the call phase of an auction stopped at this point in time.
Indicative quote	The indicative quote can be entered in the continuous auction with market maker / issuer trading model. This type implements indicative quotes with volume. It behaves like a standard quote with no volume, while displaying the entered volume.
Indicative volume	The volume of trades which would be executed if an auction was stopped in this moment. Only displayed for auction with an open order book.
Inflation-linked bond	An inflation-linked bond is a bond that provides protection against inflation. The most wide-spread and by most sovereigns used type of inflation-linked bonds are the so called capital indexed bonds that are principal indexed. This means their principal is increased by the change in inflation over a period. As the principal amount increases with inflation, the interest rate is applied to this increased amount. This causes the interest payment to increase over time. At maturity, the principal is repaid at the inflated amount.

Term	Explanation
Inside market	Overview in which the best bid and best ask limits with accumulated volumes are displayed in the order book for each instrument (except those traded in the continuous auction trading model).
Instrument	Security, tradable in Xetra.
Instrument profile	An instrument profile is a trader-defined set of instruments that can be applied to different windows.
Instrument watch	Feature to set an alarm function for the watch of specific instrument related parameters.
Interest Rate	The interest rates are displayed for bonds and basis instruments and as basis interest rate in case of inflation-linked bonds.
Intraday auction	Intraday auctions interrupt ->Continuous Trading. They consist of a ->call phase, ->price determination and ->order book balancing phase. After the close of an intraday auction, Continuous Trading is taken up again.
Intraday Closing Auction	The intraday closing auction is an auction that is scheduled during the day and which leads to the valuation price. After the intraday closing auction has passed continuous trading pursues until the end-of-day auction posttrading starts.
ISIN	12 digit international security identification number.
Issuer (account "I")	In the trading model continuous auction with market makers, the Issuers are responsible for the price determination process, and also for provision of liquidity and price fairness. In the continuous auction with specialist, they provide quote information to the Specialists who conduct the price determination process.
Limit orders	Bid / ask orders which are to be executed at their specified limit or better.
Liquidity Manager (Account "Q")	Specialist trader who provides rigidity in an instrument. The Liquidity Manager can enter quotes in assigned instruments which co-exist with quotes from a ♦ Designated Sponsor. So at the same time two quotes per member can co-exist in the system.

Term	Explanation
Locked stock	The locked stock concept is specific to the continuous auction with specialists trading model. During the freeze phase, order entries, deletions, and modifications (in case of limit changes, the original order to be modified is marked for deletion and a new order is automatically created within the locked stock with a new time stamp and order number) are stored in the locked stock on the back end and are marked for the next call. The Specialist will receive information about the new orders in the locked stock during the freeze phase. The Flow Providers can inquire on their own orders in the locked stock.
Main Trading	This is the time between the Opening Auction and (Intra day) Closing Auction.
Main Trading Phase	Trading phase from the start of the opening auction until the end of the intraday closing auctions for instruments with an intraday closing auction. Else, it is the trading phase from the start of the opening auction until the end of the closing auction.
Main Trading Phase Only	Trading restriction for an order, which is only valid within the main trading phase.
Market-to-limit order	A market-to-limit order is executed against the best limit available on the opposite side of the order book. If the order is not executed completely, a new limit order with a limit equal to the partial execution is entered into the order book for the remaining quantity.
Market imbalance indicator	In case of an auction with closed order book, additional information is disseminated in case the market imbalance indicator functionality is turned on. For a crossed order book, the executable volume and the side and volume of a surplus are additionally disseminated. In case of an uncrossed order book, the accumulated volume at the best bid and best ask limit is broadcast to the market.
Market model	See ->Xetra market model.
Market orders	Unlimited bid / ask orders. They are to be executed at the next price determined.
Market order interruption	If market orders within the order book are not or only partially executable (market order surplus) at the end of the call phase of an auction, the call phase will be extended for a certain time to increase the execution probability of market orders in auctions.

Term	Explanation
Matching	Execution of one order against another according to the matching rules.
Matching rules	Rules for price determination according to the market model.
Maximum Order Value	The maximum order value restricts the limit of an order value and of a BEST order value. If the maximum value is exceeded, the order is routed to the Xetra order book.
Message Log File	Log file containing all Xetra messages (application requests), which pass a specific MISS.
Message Manager	Tool that sends control messages to the Xetra Technical Services.
MIC	Market Identifier Code. The identification follows ISO 10383. The usage of MIC allows the definition of multiple markets within one exchange.
Midpoint order	Midpoint orders can only be traded against other midpoint orders and are not disseminated to the market, only the last midpoint order trade price is shown in the inside market information. Also midpoint orders are shown in the inquiries and reports. Midpoint orders are only allowed for continuous trading model instruments. Midpoint orders can be inserted with a limit (rounded to three decimals) or without and are always persistent. Nevertheless, the limit serves only as a boundary and shows only up (down) to which midpoint price the respective buy (sell) order shall be executed. All buy orders with a limit exceeding or equal to the current midpoint and all sell orders with a limit below or equal the current midpoint are considered for execution. Midpoint Orders can be entered with a Minimum Acceptable Quantity.
(WSS) MiFID instrument reference data	Master data of MiFID-relevant instruments as delivered by WSS. These reference data will be provided by WSS in addition to the existing WSS-Master information.
(WSS) MiFID price data	Price information for MiFID-relevant instruments as delivered by WSS. It includes the instruments' reference prices, the underlying currencies and the identifier of the most-liquid exchange, as defined by WSS. This price data file will be provided in addition to the existing WSS-Price file.



Term	Explanation
Minimum acceptable quantity	The minimum acceptable quantity can be entered for a midpoint order. It has to be multiple of the minimum tradable unit and the round lot quantity and has to be smaller or equal to the order quantity, but it also can be 0. The minimum acceptable quantity can be entered together with the execution restriction IOC, but not with FOK. After a partial execution, where the volume of the order is reduced below the minimum acceptable quantity, the minimum acceptable quantity is set to the remaining volume.
MISS	A MISS (Member Integration System Server) is part of the member's front end installation. The Xetra Technical Services run on the MISS (Plural of MISS is MISSES).
Modified most volume principle	The auction price is the price with the highest executable order volume (including the volume of the Issuer/Specialist quote) and the lowest surplus for each limit within the current Issuer/Specialist quote (including the bid and ask limit of the quote).
Multiple Settlement Account	Describes that each member can dispose of up to 16 different settlement accounts at Deutsche Börse Clearing AG.
Non-clearing member	Member, who clears via another clearing member.
Odd lot	Smallest tradable unit during auctions.
Off-exchange-trading	Trades done outside of exchange trading systems (see ->OTC trade entry).
Open order book	Orders in the order book are visible with accumulated quantities per limit.
Opening auction	Takes place at the start of the trading day. It is divided into a call phase, price determination and order book balancing phase. It is characterized by a partially closed order book (stock trading) or an open order book (bond trading).
Opening auction only	Trading restriction for an order which is only valid in opening auctions.
Order book	The order book contains all current orders for an instrument according to their trading restrictions and execution conditions.

Term	Explanation
Order book balancing	If after price determination in an auction, a surplus of orders limited to the auction price or unlimited remains, it is offered to the market at auction price (see also ->pre-order book balancing).
Order completion flag	The order completion flag indicates whether the underlying order has been partially ('P') or fully ('F') executed. It is left blank for trades where no information about the order completion status is available (e.g. OTC trades).
Order type	Xetra supports different types of orders in auctions and continuous trading (see ->market orders, limit orders, iceberg order, market-to-limit orders, midpoint orders, hidden orders, discretionary orders).
Order Level Netting	Order level netting is available on the "A", "P", "I", "D", "L", "Q" and "E" accounts and leads to the calculation of an average price due to several partial matches at potentially different execution prices.
OTC Trade Entry	OTC trades can be entered into Xetra for instruments tradable on Xetra for settlement during the whole trading day.
Partially closed order book	Market participants have a limited insight into the order book. They receive the indicative price (if available) or the best bid and / or ask limit for information.
Partial execution (of an order / quote)	Only a part of the volume of the order / quote can be executed.
Peak quantity	The peak quantity characterizes the visible volume of an -> Iceberg Order.

Term	Explanation
Persistent / Non-Persistent orders	For members requiring a faster response from Xetra concerning their order status, non-persistent orders and quotes are introduced. Members can send their orders only as persistent orders, Market Supervision can send their orders as non-persistent orders additionally. The main functional difference is that non-persistent orders will be removed from the order book in exceptional circumstances, i.e. typically, if there are technical problems on the exchange's back-end side or when a product leaves the "HALT" state. In both cases a "Market Reset" will be triggered, whereby only persistent orders are restored in the order book. A message will be displayed in the Message Log window which set ids are affected. In the case of a "Suspension" persistent and non-persistent orders will be removed.
Post Trade Anonymity	Replacement of counterpart information with predefined values on VALUES API and Report Level. Settlement Interfaces still get information about the real counterpart for trade.
Potential market order interruption	If during the call phase of an auction, a market order surplus occurs, the market is informed about a potential market order interruption by means of the display of an indicator.
Potential volatility interruption	If during the call phase of an auction the indicative auction price lies outside one of the two price ranges (see -> dynamic price range, ->static price range), the market is informed about a potential volatility interruption by means of the display of an indicator.
Pre-order book balancing Phase	First stage of the ->order book balancing phase. -> Designated Sponsors or -> Issuers / -> Liquidity Manager have a privileged, however limited in the amount, right to access the surplus of their respective instruments .
Price determination phase	Phase within an auction, followed by ->order book balancing. The auction price is determined according to the principle of most executable volume on the basis of the order book situation.
Price reasonability check	After entering an order or quote, the reasonability of the limit of the order is checked to avoid wrong limits.
Private broadcasts	Private broadcast messages contain information that is considered member specific. They contain data such as order confirmations or trade confirmations.

Term	Explanation
Profile	A profile is a trader-defined set of instruments that can be applied to different windows. (e.g. overview and ticker windows).
Proprietary trading (account "P")	Account used for in-house trading. Trading on own name and own account.
Proprietary trader ("P")	Trader trading on proprietary account ("P").
Public broadcasts	Public broadcast messages are available to all members and contain data like inside market or news.
Quote	Simultaneous entry of a limited buy and sell order.
Quote request	A manual quote request can be entered for instruments traded in the trading model type 'Continuous Trading' and Continuous Auction. The quote request is sent to the Designated Sponsor of the instrument and asks him to enter a -> quote.
Recoverable broadcast	Recoverable means that missed broadcast messages can be re-requested within the same business day.
Reference data file	The Reference Data File contains functional information (business date, instruments).
Reference price	Last price of an instrument determined in an -> auction or in -> Continuous Trading.
Relative Limits	The BEST quotes contain relative limits, which will be added to (in case of buy side) or reduced from (in case of the sell side) the reference price of the Xetra order book in case of a BEST match.
Release request	A hold order can be released for being visible again in the order book. I will be appointed a new time stamp (see also -> hold request).
Reliable broadcast	A reliable broadcast transmits all data as long as a link exists.
Report	A report contains information about own activities during trading or general information (statistics). There can also be audit trail reports.
Report files	Report files contain information about the trading day. The Xetra back end creates report files during the batch process at the end of a trading day. The files are sent to the MISS before the start of the new trading day.

Term	Explanation
Reserve Quantity	The reserve quantity has to be entered for BEST quotes for each side of the quote. In case of a quote matching a BEST order, the reserve quantity of the according side of the BEST quote will be adjusted.
Resource access level	Indicates if a user has the right to use a specific system functionality.
Round lot	The minimum lot size or a multiple thereof.
Safeguards	Xetra contains two safeguards. ->volatility interruptions (in ->auctions and ->Continuous Trading) increase price continuity, whereas ->market order interruptions (in auctions) are introduced to improve the probability of execution of ->market orders in auctions.
Senior trader	A trader who is allowed to see, modify and delete orders entered into the system by traders, trading assistants or other senior traders of his subgroup.
Session	A session is a relationship between a front end application and a back end system using a single user ID.
Settlement account	Settlement account of the member. Up to 16 combinations of settlement account and -> settlement location may be assigned to a member.
Settlement location	Settlement location of the member. Up to 16 combinations of settlement location and -> settlement account may be assigned to a member.
Specialist	The Specialist is responsible for the price determination for assigned instruments in the continuous auction trading model with market makers and specialists. Therefore, he is also able to change the trading phases. He has a privileged view of the order book. At most one Specialist is assigned to an instrument.
Split Pane	A split pane with list boxes is a pane which is divided into two areas both containing a list box and a divider (horizontal or vertical line element) between them. By mouse-dragging the divider, space can be shifted from one area to the other, thus enabling the user to change the proportion between the list boxes.
Start-of-Day Script	Script, which provides all necessary steps that have to be performed to start-up the system.
Startup.rpt	Log file that is generated by the Start-of-Day Script by output redirection on the WS.

Term	Explanation
Static price range	Price range which defines the maximum percentage or absolute deviation of the last price determined in an auction on the current trading day (see also ->dynamic price range). The static price range is defined by the last available closing price from the reference market (external) if instruments' reference market is different from the instruments listing market. If the indicative price lies outside this static price range, a volatility interruption is initiated.
Stop order	In order to support trading strategies, two stop order types can be used, the execution of which will be possible after reaching a price limit (stop limit). (see ->stop market order, stop limit order).
Stop market order	When the stop limit is reached (exceeded or fallen below), the stop order is automatically placed as market order in the order book.
Stop limit order	When the stop limit is reached (exceeded or fallen below), the stop order is automatically placed in the order book as limit order.
Subscription	Registration to receive a specific ->broadcast stream.
Strike Match Order (SMO Order)	A market or a limit order for an instrument traded in continuous trading trading model can be entered with the execution restriction "SMO" and a second limit. A strike match order can only be entered in combination with the trading restriction Closing Auction.
Surplus	The number of demanded / offered values exceeding the values asked / offered at the end of an auction.
Suspension of a member	A suspended member is not able to trade any longer. All orders of this member are deleted. He / she is allowed to make inquiries, however (read only access).
Suspension of an instrument	A suspended instrument cannot be traded anymore until it is unsuspended. All orders are deleted from the ->order book.
Tabbed Pane	A tabbed pane is a switch panel used to select a specific pane within a fixed number of panes. The selected pane determines the content of the corresponding list box.
Ticker profile	A certain set of instruments which is displayed in the ticker window.

Term	Explanation
Trade Confirmation	Information for trading and settlement participants about a trade in Xetra; contains all data relevant for settlement.
Trader	A trader is an individual admitted for trading at the exchange. A trader can act as ->Agent trader (account A), as ->Proprietary trader (account P), as ->Issuer trader (account I), as -> Designated Sponsor (account D), as -> Liquidity Manager (account Q), as -> Liquidity Provider (account L) and as -> BEST Executor (account E).
Trading models	Xetra supports the following trading models: Continuous Trading in connection with auctions ( -> opening auction, none, one, or several ->intraday auction(s) and a ->closing auction). One or several auction(s) per day at predefined points in time. Continuous Auction, event triggered auctions, none, one or several auctions per trading day.
Trade Netting	Trade netting is the grouping of several partial order executions into one position. The grouping can be done by order level (O) or bilateral aggregation (A). Information regarding the netted position will be used for the trade confirmation as well as in the trade book. Trade confirmations are based on these individual order level netted positions.
Trade Report	OTC trade entered in Xetra for reporting-only purposes. It contains all information that needs to be published to satisfy MiFID requirements.
Trading on-behalf	In case of an emergency, market supervision can enter orders, as well as delete orders on behalf of a member. Market Supervision can also enter approved OTC trades on behalf of members. Senior traders can carry out transactions for all traders / seniors of their subgroup.
Trading segment	A portfolio of instruments with similar parameters, predefined by the market model.
J-Trader User Manual	Manual containing information about the functionalities of the electronic trading system Xetra.
Training Manual	The Training Manual is a handbook, designed for end users.

Term	Explanation
Unreliable broadcast	Unreliable means that missed messages cannot be detected or re-requested. Unreliable broadcasts for quotes and non-persistent orders are removed with Xetra 13.0.
Valuation price	Price of the intraday closing auction.
VALUES API	Virtual Access Link Using Exchange Services Application Programming Interface. Must be used by all applications to access back end exchange applications.
Volatility interruption	Safeguard to increase price continuity during auctions and continuous trading. A volatility interruption is triggered when the potential execution price of an order during -> Continuous Trading or at the end of the ->call phase of an auction lies outside the ->static price range or the -> dynamic price range.
WKN	"Wertpapierkennnummer" is the unique identifier for German instruments. It is a code consisting of six numbers. The WKN is administrated by "Wertpapier-Mitteilungen" in Frankfurt.
Workstation	Machine for traders which runs the Xetra software.
WSS	Securities and Service System for the administration of reference data.
Xetra	eXchange Electronic TRAding system provided by Deutsche Börse AG
Xetra back end	The Xetra back end comprises the Xetra ->Host Cluster and the ->Communications Servers.
Xetra BEST	See ->BEST (Xetra)
Xetra front end	Used by members to trade and access the Xetra back end. Comprises ->MISSs and ->Workstations (WS).
Xetra J-Trader	Java-based front end trading application provided by Deutsche Börse AG.
Xetra Market Model	The exchange market model defines the mechanism of matching orders to trades in the exchange trading system. It describes price determination, prioritization of exchange orders as well as the type and scope of information made available to market participants during trading session.
Xetra OTC Trade	OTC trade entered in Xetra for clearing and settlement purposes. A Xetra OTC trade can contain MiFID reporting information.



---

Term	Explanation
Xetra Trading System	The complete Xetra trading application from ->Xetra front end to ->Xetra back end
XONTRO	Exchange Order Routing and Services System for floor trading.