



BSE Main Market Summary

September 2017



CAPITALISATION OF BSE MAIN MARKET

As at 30 September 2017

Market Segment	Capitalization (EUR)	Change	Change
		Aug 17 %	Sep 16 %
Premium Equities Segment	1 152 032 054	-2.34%	60.13%
Standard Equities Segment	3 371 886 462	1.23%	28.51%
Special Purpose Vehicles Segment	341 840 622	3.28%	17.39%
Total Capitalisation	4 865 759 138	0.50%	33.88%

BSE INDICES *

SOFIX

Value *	688.11
Monthly change	-2.46%
Annual change	36.37%
P/E **	14.21
P/B **	1.27

BGREIT

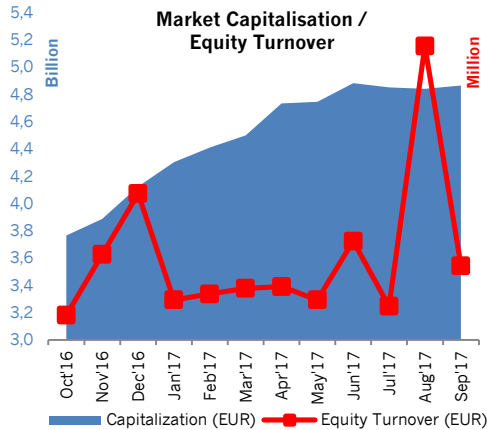
Value *	114.88
Monthly change	-0.39%
Annual change	11.24%
P/E **	7.39
P/B **	1.84

BGTR30

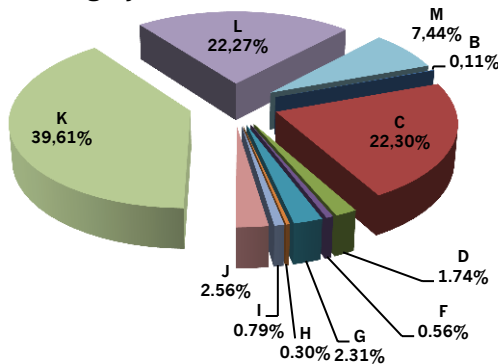
Value *	559.26
Monthly change	0.58%
Annual change	38.22%
P/E **	76.26
P/B **	1.70

BGBX40

Value *	134.34
Monthly change	-0.38%
Annual change	39.81%
P/E **	16.63
P/B **	1.38



Trading By Industries



MONTHLY TRADING BY BSE MAIN MARKET SEGMENTS

Market Segment	September 2017		Change	Change
	Trades	Turnover (EUR)	Aug 17 Turnover %	Sep 16 Turnover %
Premium Equities Segment	3 209	3 813 665	2.68%	53.69%
Standard Equities Segment	4 031	14 602 189	-78.42%	229.98%
Special Purpose Vehicles Segment	762	1 463 867	-80.90%	90.22%
Bonds Segment	9	3 587 441	707.44%	569.12%
Compensatory Instruments Segment	162	215 699	-51.04%	159.94%
Exchange Traded Products Segment	152	422 962	198.68%	22.66%
Subscription Rights Segment	40	9 419	1 627.84%	314.82%
TOTAL:	8 365	24 115 241	-69.88%	179.04%

TRADING BY INDUSTRIES ACCORDING TO

NATIONAL CLASSIFICATION OF ECONOMIC ACTIVITIES		Turnover (EUR)	Market Cap. (EUR)	Turnover Velocity
B	Mining and quarrying	22 016	47 516 027	0.046%
C	Manufacturing	4 432 751	1 633 278 769	0.271%
D	Electricity, gas, steam and air conditioning supply	346 611	337 257 471	0.103%
F	Construction	112 065	58 350 871	0.192%
G	Wholesale and retail trade; repair of motor vehicles and motorcycles	459 383	209 883 671	0.219%
H	Transportation and storage	59 291	133 209 831	0.045%
I	Accommodation and food service activities	157 223	150 166 033	0.105%
J	Information and communication	509 483	20 376 528	2.500%
K	Financial and insurance activities	7 874 623	1 798 296 488	0.438%
L	Real estate activities	4 426 980	356 499 494	1.242%
M	Professional, scientific and technical activities	1 479 295	120 923 955	1.223%

* Values as at 30 September 2017;

** P (prices) are weighted-average.

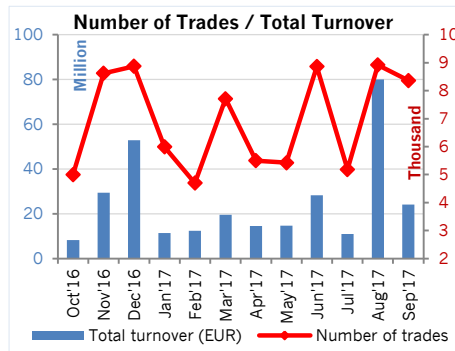
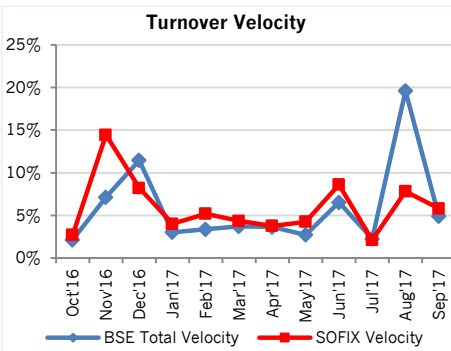
Earnings and Book value are Financial reports data (tm)



Market Summary

BSE-SOFIA INDICES

	Market Cap (EUR)	% of total Market Cap	Total turnover (EUR)	% of total turnover	All Trades	% of all trades
SOFIX	1 947 331 334	40.02%	9 419 415	47.38%	5 641	70.49%
BGREIT	222 780 986	4.58%	1 410 865	7.10%	608	7.60%
BGTR30	2 932 470 301	60.27%	15 869 516	79.83%	6 741	84.24%
BGBX40	3 328 273 336	68.40%	12 198 479	61.36%	7 597	94.94%

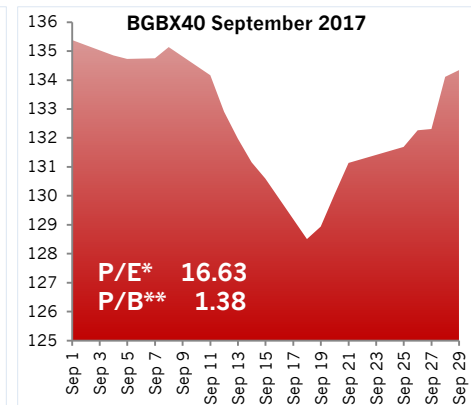
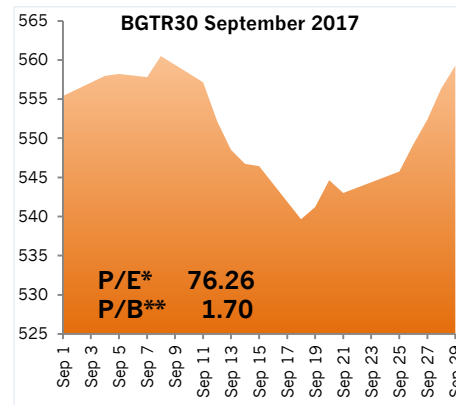
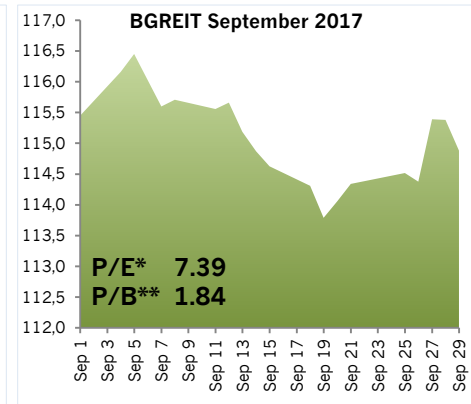
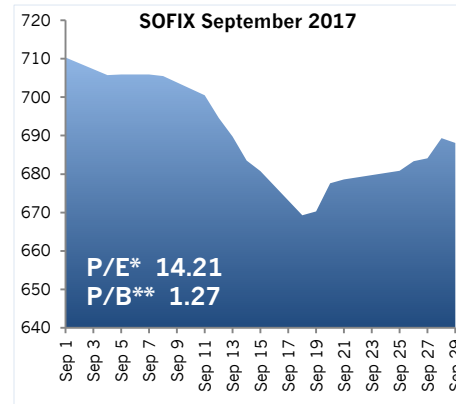


Liquidity Ranking

BSE Code	Issuer	Trades	Volume (lots)	Turnover (EUR)
3JR	Sopharma AD	1 862	1 251 803	2 830 332
6C4	Chimimport AD	551	471 492	430 380
SKK	Sirma Group Holding JSC	518	2 237 227	1 297 832
6A6	Advance Terrafund REIT	375	489 244	555 077
5DOV	Doverie United Holding PLC	374	424 371	544 884

BSE-Sofia Members

Trades	Turnover ('000 EUR)
Karoll	6 378
BenchMark Finance	6 290
Elana Trading	4 918
First Financial Brokerage House	4 828
Capman	4 313



* P (prices) are weighted-average

** Financial reports data (ttm)



Market Summary

PREMIUM MARKET



Trading on regulated market in September

BSE Code	Company	Industry	Last Price (EUR)	Change	Issue Size (Shares)	Market Capitalisation (EUR)	Trades (#)	Volume (lots)	Value (EUR)
3JR	Sopharma AD	Pharmaceuticals	2.227	-5.76%	134 797 899	300 151 266	1 862	1 251 803	2 830 332
4CF	CB Central Cooperative Bank AD	Banking	0.916	-4.43%	113 154 291	103 675 928	345	214 478	188 724
5F4	CB First Investment Bank AD	Banking	2.761	1.50%	110 000 000	303 707 377	205	53 072	145 659
5MB	Monbat AD	Batteries Manufacturer	5.726	0.18%	39 000 000	223 332 294	246	39 545	218 570
6C4	Chimimport AD	Holding Company	0.923	-4.04%	239 646 267	221 165 189	551	471 492	430 380
TOTAL:						1 152 032 054	3 209	2 030 390	3 813 665

