



BSE Main Market Summary

September 2012



CAPITALIZATION OF BSE MAIN MARKET		
As of 30 September 2012		
Market Segment	Capitalization (EUR)	Change August '12 %
Premium Equities Segment	507,225,106	-3.81%
Standard Equities Segment	2,716,445,431	-15.16%
Special Purpose Vehicles Segment	292,221,240	-0.28%
Total Capitalization	3,515,891,777	-12.58%

* As of the end of the period

BSE INDICES

SOFIX

Value	323.97
Monthly change	0.49%
Annual change	-6.64%
P/E	5.57
P/B	0.81

BG 40

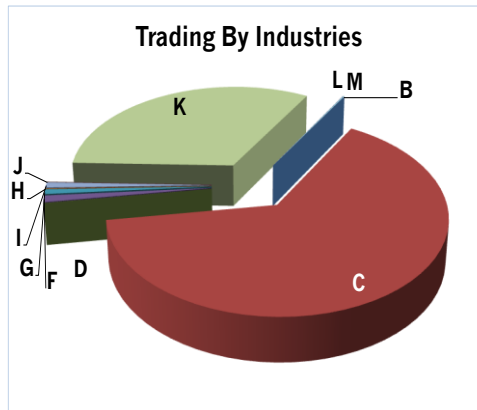
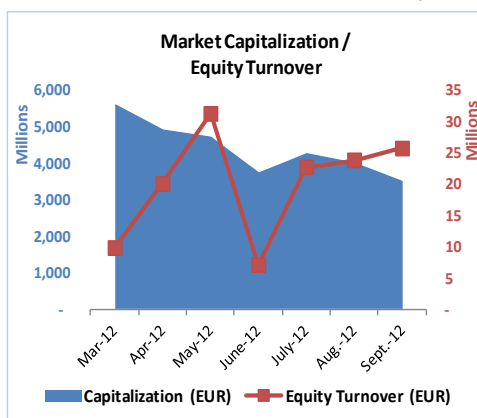
Value	118.11
Monthly change	1.58%
Annual change	1.88%
P/E	31.97
P/B	0.85

BGTR 30

Value	250.87
Monthly change	-2.72%
Annual change	158.3%
P/E	22.53
P/B	1.12

BG REIT

Value	79.11
Monthly change	-3.50%
Annual change	67.07%
P/E	4.38
P/B	0.99



MONTHLY TRADING BY BSE MAIN MARKET SEGMENTS			
Market Segment	September 2012		Change Aug. '12 Turnover %
	Trades	Turnover (EUR)	
Premium Equities Segment	946	1,312,216	-45.5%
Standard Equities Segment	1,987	6,969,467	-18.3%
Special Purpose Vehicles Segment	621	1,688,364	-61.7%
Bond Segment	40	5,267,078	78.7%
Compensatory Instruments Segment	1,944	10,548,220	88.4%
Structured Products Segment	3	844	-88.2%
Subscription Rights Segment	1	26	-95.7%
TOTAL:	5,542	25,786,216	7.87%

TRADING BY INDUSTRIES (ACCORDING TO NACE.BG* - 2008)		Turnover (EUR)	Market Cap. (EUR)	Turnover Velocity
B	Mining and quarrying	70	33,578,719	0.000%
C	Manufacturing	6,405,194	1,236,743,246	0.518%
D	Electricity, gas, steam and air conditioning supply	1,613	205,484,822	0.001%
F	Construction	111,532	84,604,769	0.132%
G	Wholesale and retail trade; repair of motor vehicles and motorcycles	81,844	331,860,725	0.025%
H	Transportation and storage	5,255	25,577,875	0.021%
I	Accommodation and food service activities	89,857	121,511,078	0.074%
J	Information and communication	26	481,739,115	0.000%
K	Financial and insurance activities	3,258,657	1,938,311,956	0.168%
L	Real estate activities	1,772	266,899,606	0.001%
M	Professional, scientific and technical activities	14,226	40,384,160	0.035%

* National Classification of Economic Activities

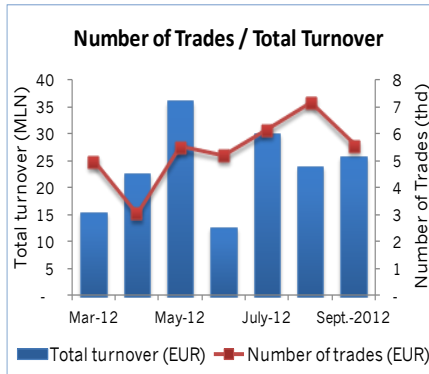
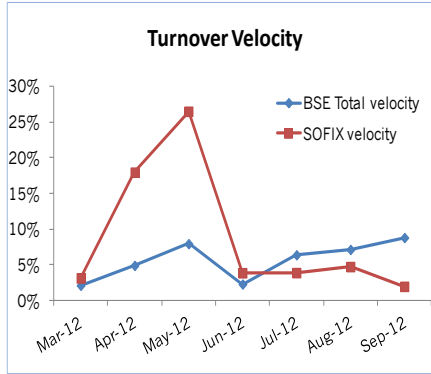
* Values as of 31 August 2012

** P (prices) are weight-average

** Financial reports data (ttm)



Market Summary

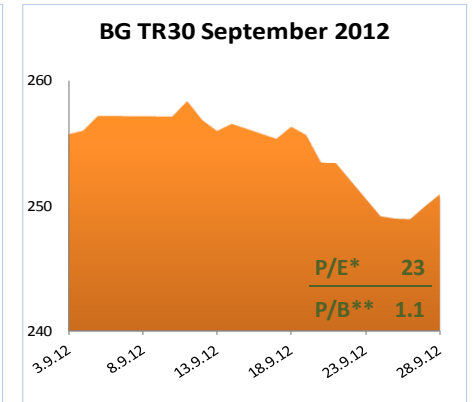
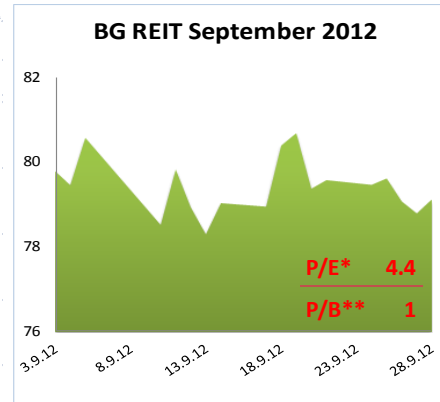
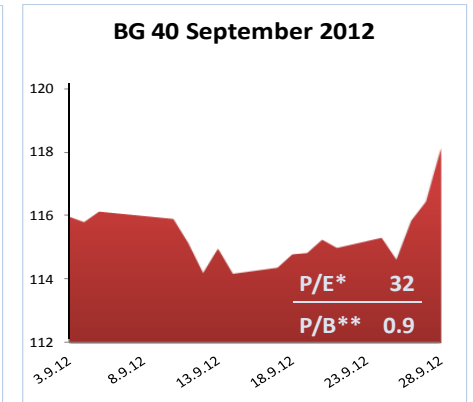
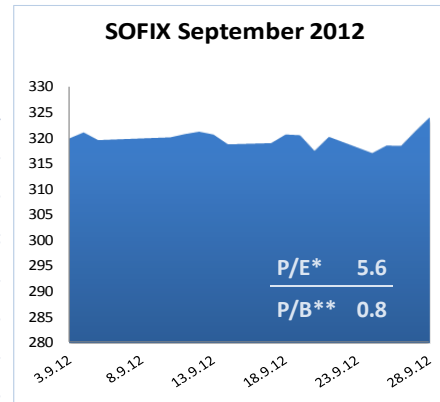


BSE-SOFIA INDICES

	Market Cap (EUR)	% of total Market Cap	Total turnover (EUR)	% of total turnover	All Trades	% of all trades
SOFIX	1,286,111,432	36.58%	2,105,022	21.11%	1,470	41.36%
BG 40	1,755,083,534	49.92%	7,873,135	78.97%	2,772	78.00%
BGREIT	159,627,169	4.54%	761,062	7.63%	449	12.63%
BGTR30	1,904,638,374	54.17%	3,361,649	33.72%	2,074	58.36%

Liquidity Ranking				
BSE Code	Issuer	Trades	Volume (lots)	Turnover (EUR)
6C4	Chimimport AD-Sofia	332	398,770	144,613
4CF	CB Central Cooperative Bank AD-Sofia	191	294,211	87,885
6A6	Advance Terrafund REIT-Sofia	168	346,975	356,399
5BD	Bulland Investments REIT-Sofia	155	363,009	192,628
3JR	Sopharma AD-Sofia	152	116,513	229,176

Members			
Trades		Turnover ('000 EUR)	
Inv. Intermediary "Karoll"	1,617	Inv. Intermediary "Sofia International Securities"	15,478
Inv. Intermediary "BenchMark Finance"	1,556	CB "Corporate Commercial Bank"	9,071
Inv. Intermediary "Elana Trading"	972	Inv. Intermediary "UG Market"	7,144
Inv. Intermediary "UG Market"	702	Inv. Intermediary "BenchMark Finance"	3,106
Inv. Intermediary "First Financial Brokerage House"	615	Inv. Intermediary "Euro - Finance"	3,058



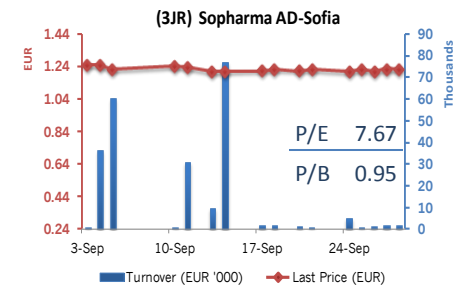
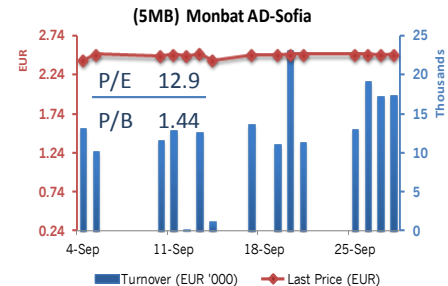
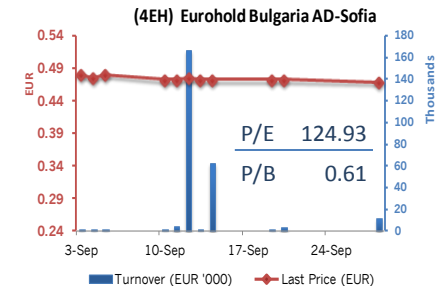
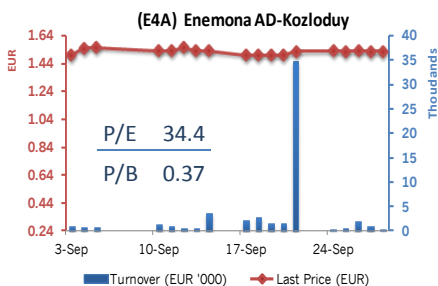
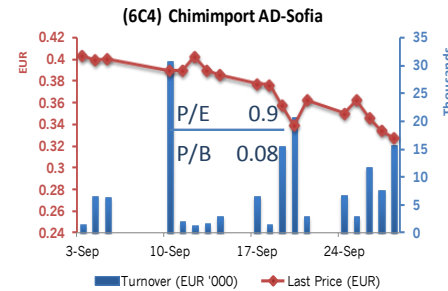
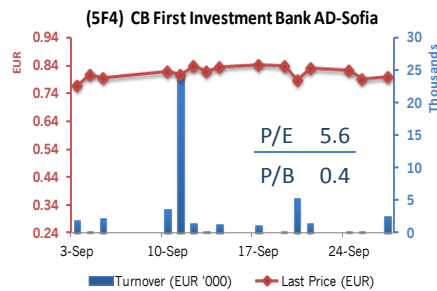
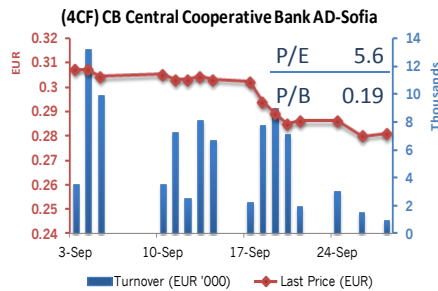
* P (prices) are weight-average ** Financial reports data (ttm)



Market Summary

PREMIUM MARKET

Trading on regulated market in September						
BSE Code	Company	Issue Size (Shares)	Market Capitalization (EUR)	Trades (#)	Volume (lots)	Value (EUR)
4CF	CB Central Cooperative Bank AD-Sofia	113,154,291	31,820,179	191	294,211	87,885
5F4	CB First Investment Bank AD-Sofia	110,000,000	88,075,139	44	56,238	45,704
6C4	Chimimport AD-Sofia	150,858,809	49,519,312	332	398,770	144,613
E4A	Enemona AD-Kozloduy	11,933,600	18,243,643	108	143,268	54,735
4EH	Eurohold Bulgaria AD-Sofia	127,345,000	59,901,627	56	1,185,381	563,064
5MB	Monbat AD-Sofia	39,000,000	97,687,938	63	74,761	187,039
3JR	Sopharma AD-Sofia	132,000,000	161,977,268	152	185,574	229,176
Total			507,225,106	946	2,338,203	1,312,216



CB CENTRAL COOPERATIVE BANK AD
Banking
www.ccbank.bg

CB FIRST INVESTMENT BANK AD
Banking
www.fibank.bg

CHIMIMPORT AD
Holding Company
www.chimimport.bg

ENEMONA AD
Engineering
www.enemona.bg

EUROHOLD BULGARIA AD
Car Sales-Leasing-Insurance
www.eurohold.bg

MONBAT AD
Batteries Manufacturer
www.monbat.bg

SOPHARMA AD
Pharmaceuticals
www.sopharma.bg