



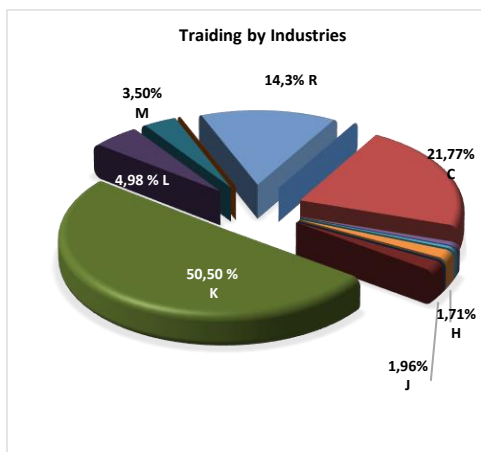
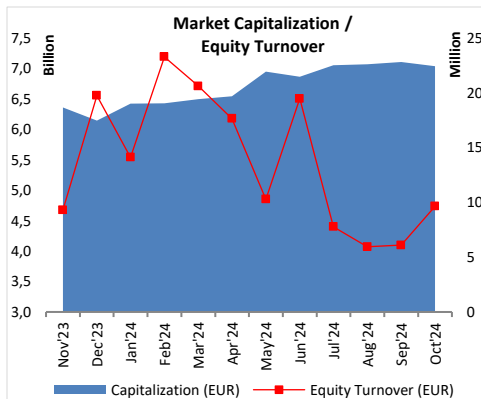
CAPITALIZATION OF BSE MAIN MARKET			
As at 31 Oct 2024		Change	Change
Market Segment	Capitalization	Sep 24	Oct 23
	(EUR)	%	%
EuroBridge Market Segment	615 589 006	-2,86%	N/A
Premium Equities Segment	1 305 341 302	-2,30%	-20,23%
Standard Equities Segment	4 449 582 286	-0,63%	9,54%
Special Purpose Vehicles Segment	667 968 747	1,28%	14,26%
Total Capitalization	7 038 481 342	-0,97%	12,02%

BSE INDICES *	
SOFIX	
Value *	849,2
Monthly change	-1,06%
Annual change	13,68%
P/E **	9,70
P/B **	1,58

BGREIT	
Value *	213,14
Monthly change	2,45%
Annual change	12,34%
P/E **	20,57
P/B **	2,38

BGTR30	
Value *	854,31
Monthly change	-1,98%
Annual change	8,72%
P/E **	20,08
P/B **	2,03

BGBX40	
Value *	167,81
Monthly change	-1,23%
Annual change	6,70%
P/E **	13,33
P/B **	2,03



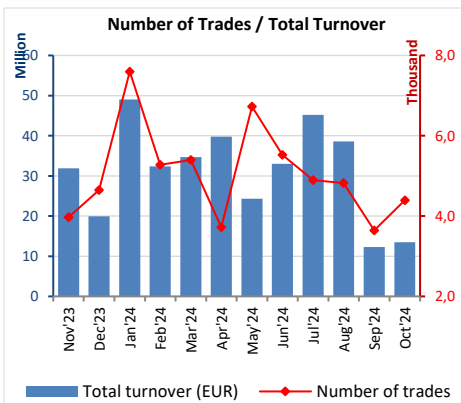
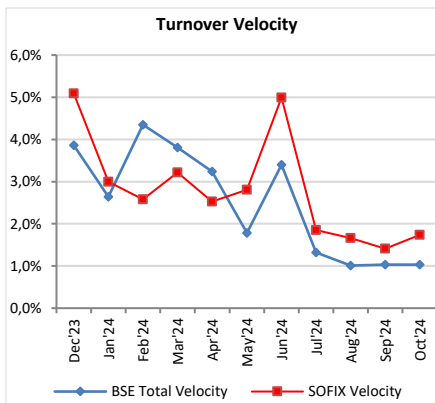
MONTHLY TRADING BY BSE MAIN MARKET SEGMENTS		Change	Change	
Market Segment	October 2024		Sep 24	Oct 23
	Trades	Turnover	Turnover	Turnover
	(EUR)		%	%
EuroBridge Market Segment	399	861 713	198,98%	N/A
Premium Equities Segment	1 546	1 520 360	-26,26%	-26,33%
Standard Equities Segment	1 749	6 349 280	98,00%	-62,80%
Special Purpose Vehicles Segment	533	915 368	68,14%	-9,62%
Bonds Segment	14	2 750 719	-40,31%	-75,88%
Compensatory Instruments Segment	79	132 124	-90,55%	126,64%
Exchange Traded Products Segment	52	926 420	889,53%	248,91%
Subscription Rights Segment	20	1 101	-97,68%	N/A
Government Securities Segment	0	0	N/A	N/A
Initial Public Offering Segment	0	0	N/A	N/A
TOTAL:	4 392	13 457 086	9,86%	-57,78%

TRADING BY INDUSTRIES ACCORDING TO		Turnover	Market Cap.	Turnover
NATIONAL CLASSIFICATION OF ECONOMIC ACTIVITIES		(EUR)	(EUR)	Velocity
B	Mining and quarrying	220	26 884 068	0,001%
C	Manufacturing	2 099 926	2 155 853 525	0,097%
D	Electricity, gas, steam and air conditioning supply	0	0	N/A
F	Construction	61 749	73 620 918	0,084%
G	Wholesale and retail trade; repair of motor vehicles and motorcycles	44 575	134 531 504	0,033%
H	Transportation and storage	164 753	610 352 713	0,027%
I	Accommodation and food service activities	11 965	55 057 329	0,022%
J	Information and communication	189 124	105 758 193	0,179%
K	Financial and insurance activities	4 871 632	2 986 020 875	0,163%
L	Real estate activities	480 785	578 483 222	0,083%
M	Professional, scientific and technical activities	337 650	172 756 403	0,195%
N	Administrative and support service activities	1 536	1 334 472	0,115%
R	Arts, entertainment and recreation	1 382 806	137 828 121	1,003%

* Values as at 31 October 2024;
 ** P (prices) are weighted-average.
 Earnings and Book value are Financial reports data (ttm)



Market Summary



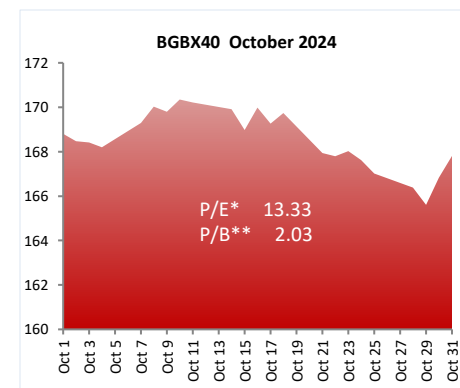
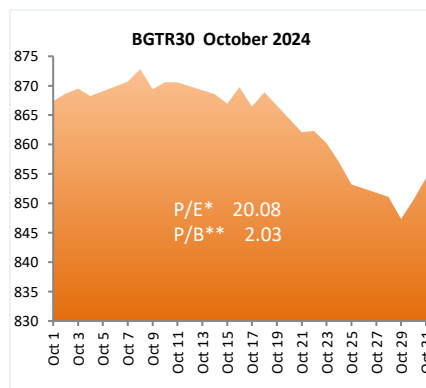
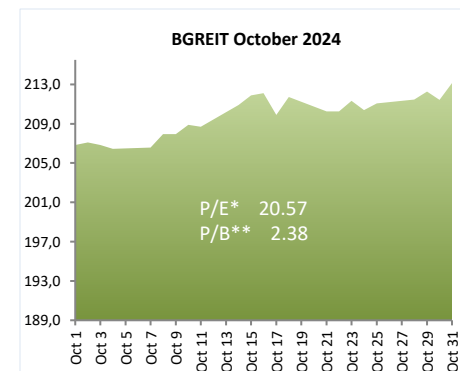
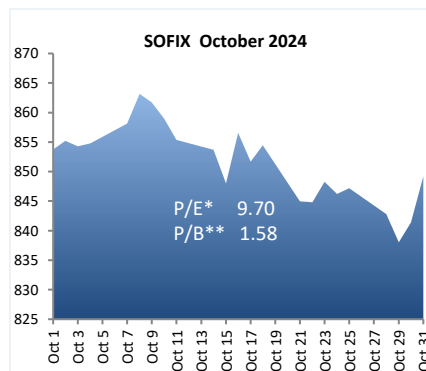
BSE INDICES

	Market Cap (EUR)	% of total Market Cap	Turnover (EUR)	% of total turnover	Trades	% of all trades
SOFIX	2 566 724 177	36,47%	3 724 965	42,40%	2 541	66,38%
BGREIT	414 246 556	5,89%	770 150	8,77%	468	12,23%
BGTR30	3 974 621 122	56,47%	5 782 030	65,82%	3 125	81,64%
BGBX40	4 815 992 980	68,42%	7 772 351	88,47%	3 916	102,30%

Liquidity Ranking					
BSE Code	Issuer	Trades	Volume (lots)	Turnover (EUR)	
FIB	CB First Investment Bank	525	222 308	438 333	Top 5
SLYG	Shelly Group	399	25 167	861 713	
BREF	Bulgarian Real Estate Fund	249	162 574	325 359	
SFA	Sopharma	206	66 077	198 385	
DUH	Doverie United Holding	203	49 163	204 001	

BSE- Members			
	Trades	Turnover (EUR '000)	
Karoll	3 476 Karoll	4 755	Top 5
Elana Trading	1 961 Elana Trading	3 846	
First Financial Brokerage House	753 Euro – Finance	3 345	
BenchMark Finance	632 Real Finance	2 854	
UG Market	313 Sofia International Securities	2 686	

INDEX PERFORMANCE



* P (prices) are weighted-average

** Financial reports data (ttm)



Market Summary

PREMIUM MARKET



Trading on regulated market in October										
Ticker	Company	Industry	Last Price (EUR)	Change	Issue Size (Shares)	Market Capitalisation (EUR)	Trades (#)	Volume (lots)	Value (EUR)	
AGH	Agria Group Holding	Professional, scientific and technical activities	10,098	1,28%	6 800 000	3 893 999	43	5 460	54 962	
BNR	Bianor Holding	Information and communication	2,863	-6,67%	16 334 362	164 944 627	128	40 527	121 922	
BSE	Bulgarian Stock Exchange	Financial and insurance activities	4,116	-0,62%	13 165 720	37 696 544	119	69 647	286 730	
CCB	CB Central Cooperative Bank	Financial and insurance activities	0,828	-2,41%	127 129 970	523 254 198	54	41 452	34 569	
CHIM	Chimimport	Financial and insurance activities	0,358	-3,45%	239 646 267	198 497 289	129	345 720	124 478	
FIB	CB First Investment Bank	Financial and insurance activities	1,984	-5,83%	149 084 800	53 358 093	525	222 308	438 333	
KBG	Korado-Bulgaria	Manufacturing	2,301	-6,25%	13 168 614	26 124 061	51	6 555	15 489	
MONB	Monbat	Manufacturing	1,288	-8,70%	39 000 000	89 731 725	98	39 674	53 237	
SFA	Sopharma	Manufacturing	3,006	-1,01%	179 100 063	230 762 468	206	66 077	198 385	
SGH	Sirma Group Holding	Professional, scientific and technical activities	0,504	-12,05%	59 360 518	178 461 239	193	359 240	192 254	
TOTAL:						1 506 724 245	1 546	1 196 660	1 520 360	

Premium Market Cap

