



CAPITALIZATION OF BSE MAIN MARKET

As at 31 Oct 2023			
Market Segment	Capitalization (EUR)	Change	Change
		Sep 23 %	Oct 22 %
Premium Equities Segment	1 636 360 723	8,41%	104,06%
Standard Equities Segment	4 099 601 114	0,33%	-0,07%
Special Purpose Vehicles Segment	584 591 599	-3,25%	4,88%
Total Capitalization	6 320 553 437	1,95%	15,72%

BSE INDICES *

SOFIX

Value *	747
Monthly change	-1,16%
Annual change	26,71%
P/E **	7,09
P/B **	1,65

BGREIT

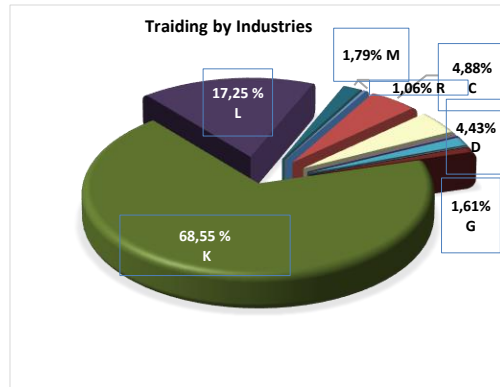
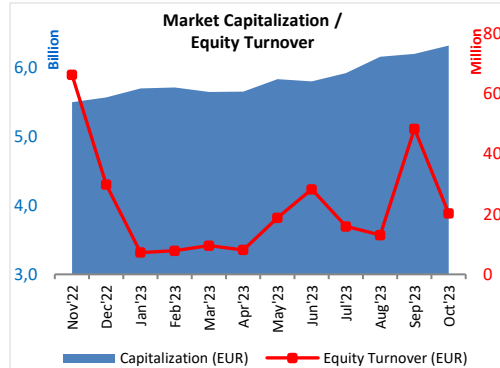
Value *	189,72
Monthly change	-0,33%
Annual change	7,06%
P/E **	10,15
P/B **	3,04

BGTR30

Value *	785,78
Monthly change	-0,27%
Annual change	10,55%
P/E **	106,69
P/B **	2,01

BGBX40

Value *	157,27
Monthly change	-0,81%
Annual change	15,06%
P/E **	9,52
P/B **	1,73



MONTHLY TRADING BY BSE MAIN MARKET SEGMENTS

Market Segment	October 2023		Change	Change
	Trades	Turnover (EUR)	Sep 23	Oct 22
			Turnover %	Turnover %
Premium Equities Segment	1 940	2 063 661	-56,52%	427,23%
Standard Equities Segment	1 485	17 069 646	-49,75%	8,01%
Special Purpose Vehicles Segment	644	1 012 827	-89,38%	-3,32%
Bonds Segment	38	11 402 133	92,96%	1678,44%
Compensatory Instruments Segment	19	58 296	-59,18%	-23,85%
Exchange Traded Products Segment	142	265 521	-94,13%	-75,51%
Subscription Rights Segment	0	0	N/A	N/A
Government Securities Segment	0	0	N/A	N/A
TOTAL:	4 268	31 872 083	-45,82%	67,36%

TRADING BY INDUSTRIES ACCORDING TO

NATIONAL CLASSIFICATION OF ECONOMIC ACTIVITIES		Turnover (EUR)	Market Cap. (EUR)	Turnover Velocity
B	Mining and quarrying	60	36 574 837	0,000%
C	Manufacturing	983 784	2 109 859 291	0,047%
D	Electricity, gas, steam and air conditioning supply	891 940	172 876 677	0,516%
F	Construction	46 200	50 730 380	0,091%
G	Wholesale and retail trade; repair of motor vehicles and motorcycles	323 858	148 986 558	0,217%
H	Transportation and storage	13 025	377 372 716	0,003%
I	Accommodation and food service activities	2 436	55 931 255	0,004%
J	Information and communication	185 785	64 432 345	0,288%
K	Financial and insurance activities	13 810 482	2 517 993 639	0,548%
L	Real estate activities	3 474 224	515 179 101	0,674%
M	Professional, scientific and technical activities	359 992	173 460 822	0,208%
N	Administrative and support service activities	143	1 073 713	0,013%
R	Arts, entertainment and recreation	54 204	96 082 104	0,056%

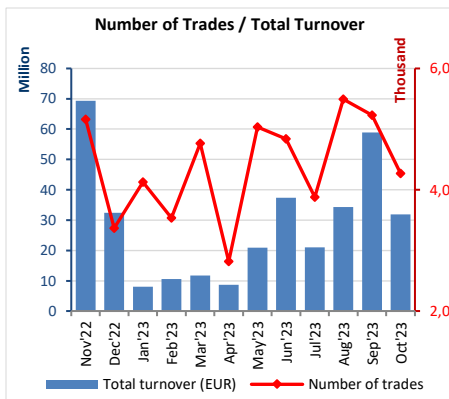
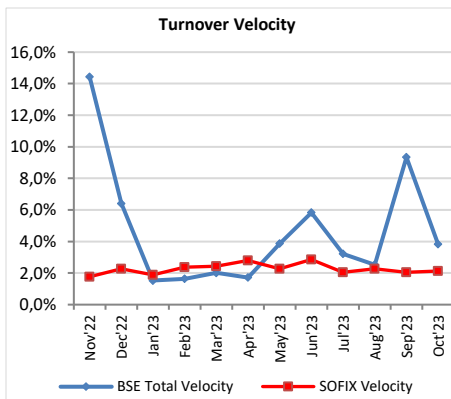
* Values as at 31 October 2023;

** P (prices) are weighted-average.

Earnings and Book value are Financial reports data (ttm)



Market Summary



BSE INDICES

	Market Cap (EUR)	% of total Market Cap	Turnover (EUR)	% of total turnover	Trades	% of all trades
SOFIX	2 454 602 893	38,84%	4 335 373	21,52%	2 877	70,71%
BGREIT	398 101 413	6,30%	964 075	4,79%	654	16,07%
BGTR30	3 414 662 235	54,02%	17 751 968	88,12%	3 202	78,69%
BGBX40	4 315 838 039	68,28%	16 549 185	82,15%	3 777	92,82%

Liquidity Ranking					
BSE Code	Issuer	Trades	Volume (lots)	Turnover (EUR)	
SFA	Sopharma	606	184 681	670 656	TOP 5
ATER	Advance Terrafund	384	148 065	241 093	
SLYG	Shelly Group	330	28 132	596 381	
AGH	Agria Group Holding	247	25 854	271 819	
FIB	CB First Investment Bank	243	159 888	209 112	

BSE- Members		
Trades		Turnover (EUR '000)
Karoll	3 159 Real Finance	24 637
Elana Trading	1 799 ABV Investments	8 922
BenchMark Finance	1 016 Central Cooperative Bank	8 133
First Financial Brokerage House	452 Euro – Finance	5 528
Real Finance	354 Karoll	3 179



* P (prices) are weighted-average ** Financial reports data (ttm)



Market Summary

PREMIUM MARKET



Trading on regulated market in October									
Ticker	Company	Industry	Last Price (EUR)	Change	Issue Size (Shares)	Market Capitalisation (EUR)	Trades (#)	Volume (lots)	Value (EUR)
AGH	Agria Group Holding	Financial and insurance activities	10,175	-4,33%	6 800 000	69 188 017	247	25 854	271 819
BSE	Bulgarian Stock Exchange	Professional, scientific and technical activities	5,701	16,63%	6 582 860	37 528 256	194	29 871	159 757
CCB	CB Central Cooperative Bank	Financial and insurance activities	0,757	-2,63%	127 129 970	96 200 772	51	50 537	38 711
CHIM	Chimimport	Financial and insurance activities	0,358	-1,41%	239 646 267	85 770 433	169	210 369	74 740
FIB	CB First Investment Bank	Financial and insurance activities	1,380	10,66%	149 084 800	205 809 789	243	159 888	209 112
KBG	Korado Bulgaria	Financial and insurance activities	2,209	-8,09%	13 168 614	29 086 583	26	4 286	9 814
MONB	Monbat	Manufacturing	2,117	-3,72%	39 000 000	82 553 187	48	9 561	20 462
SFA	Sopharma A	Manufacturing	3,661	-0,28%	172 590 578	631 828 195	606	184 681	670 656
SGH	Sirma Group Holding	Manufacturing	0,383	-1,32%	59 360 518	22 762 913	26	32 378	12 210
SLYG	Shelly Group	Professional, scientific and technical activities	20,810	-5,57%	18 050 945	375 632 576	330	28 132	596 381
TOTAL:						1 636 360 723	1 940	735 557	2 063 661

