



CAPITALIZATION OF BSE MAIN MARKET

As at 31 Oct 2021			
Market Segment	Capitalization (EUR)	Change	Change
		Sep 21 %	Oct 20 %
Premium Equities Segment	768 873 039	-1,61%	18,10%
Standard Equities Segment	4 424 338 167	-0,48%	35,17%
Special Purpose Vehicles Segment	495 962 861	5,29%	26,16%
Total Capitalization	5 689 174 067	-0,16%	31,78%

BSE INDICES *

SOFIX

Value *	583,95
Monthly change	-0,24%
Annual change	36,46%
P/E **	16,49
P/B **	1,92

BGREIT

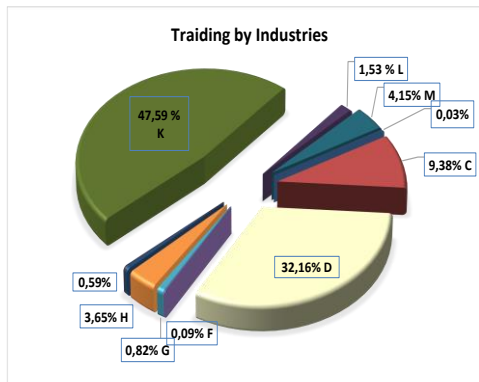
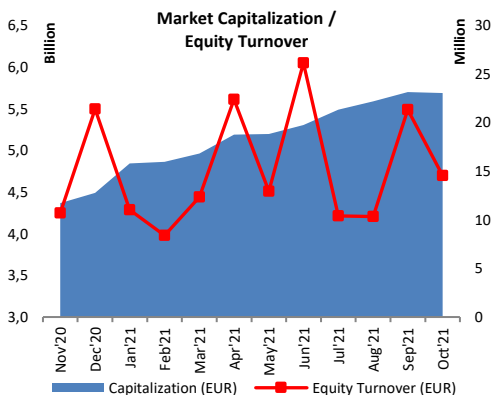
Value *	163,11
Monthly change	0,56%
Annual change	20,95%
P/E **	38,33
P/B **	1,41

BGTR30

Value *	655,26
Monthly change	-0,42%
Annual change	34,86%
P/E **	20,38
P/B **	2,06

BGBX40

Value *	134,84
Monthly change	-0,52%
Annual change	37,28%
P/E **	17,82
P/B **	2,04



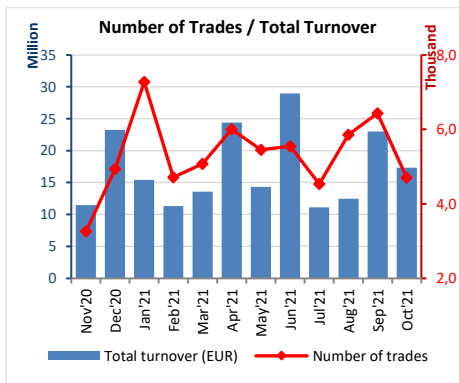
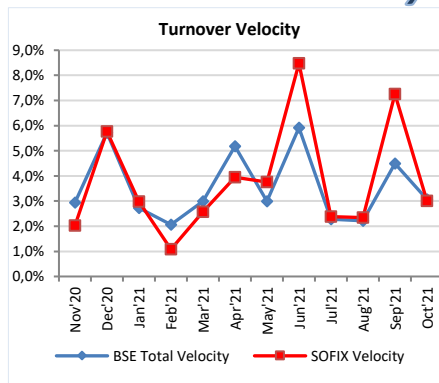
MONTHLY TRADING BY BSE MAIN MARKET SEGMENTS

Market Segment	October 2021		Change	Change
	Trades	Turnover (EUR)	Sep 21	Oct 20
			Turnover %	Turnover %
Premium Equities Segment	749	701 327	-82,89%	-20,38%
Standard Equities Segment	3 220	12 856 754	-19,27%	114,77%
Special Purpose Vehicles Segment	577	1 001 173	-24,08%	6,83%
Bonds Segment	40	2 652 740	73,45%	387,94%
Compensatory Instruments Segment	66	72 654	-25,00%	51,78%
Exchange Traded Products Segment	41	26 879	-44,68%	76,93%
Subscription Rights Segment	12	427	4 173 650,00%	-99,95%
Government Securities Segment	0	0	N/A	N/A
TOTAL:	4 705	17 311 953	-24,78%	85,55%

TRADING BY INDUSTRIES ACCORDING TO		Turnover	Market Cap.	Turnover
NATIONAL CLASSIFICATION OF ECONOMIC ACTIVITIES		(EUR)	(EUR)	Velocity
B	Mining and quarrying	4 929	25 008 435	0,020%
C	Manufacturing	1 357 427	1 570 271 110	0,086%
D	Electricity, gas, steam and air conditioning supply	4 655 483	423 169 421	1,100%
F	Construction	13 124	44 296 283	0,030%
G	Wholesale and retail trade; repair of motor vehicles and motorcycles	118 928	109 821 695	0,108%
H	Transportation and storage	528 988	349 653 996	0,151%
I	Accommodation and food service activities	85 864	74 938 136	0,115%
J	Information and communication	54	43 035 218	0,000%
K	Financial and insurance activities	6 889 070	2 387 391 652	0,289%
L	Real estate activities	221 220	489 654 090	0,045%
M	Professional, scientific and technical activities	600 133	170 998 366	0,351%



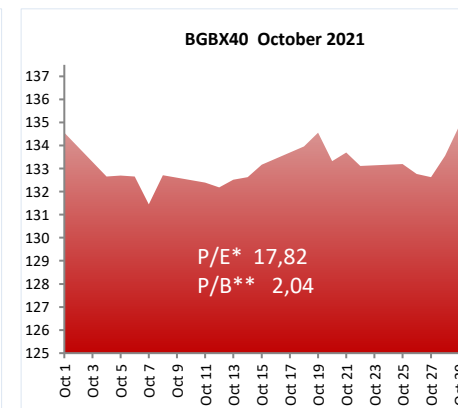
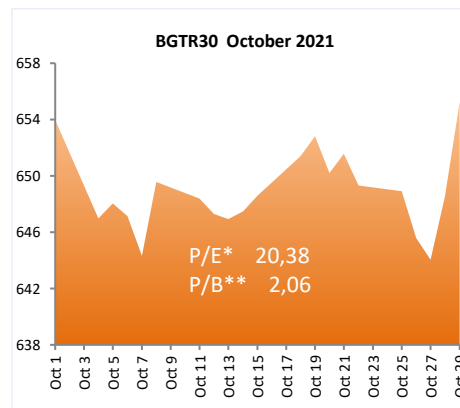
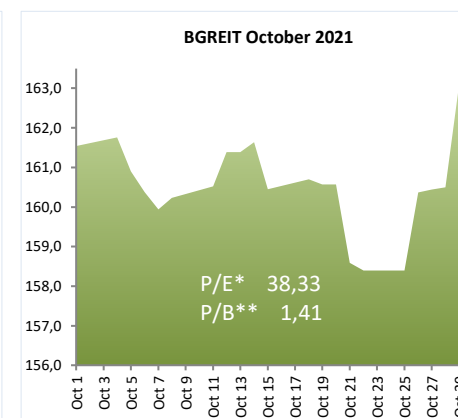
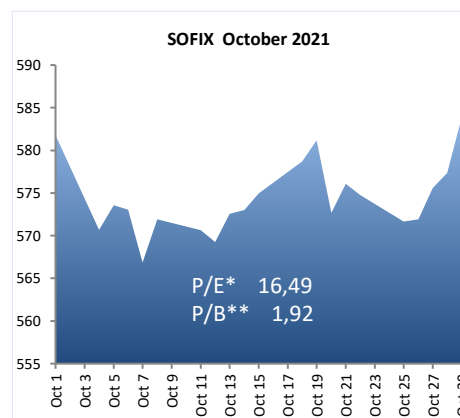
Market Summary



BSE INDICES

	Market Cap (EUR)	% of total Market Cap	Turnover (EUR)	% of total turnover	Trades	% of all trades
SOFIX	1 873 996 148	32,94%	4 687 975	32,20%	2 780	61,15%
BGREIT	317 485 269	5,58%	614 373	4,22%	471	10,36%
BGTR30	3 440 161 026	60,47%	7 627 007	52,39%	3 635	79,96%
BGBX40	4 342 335 060	76,33%	7 278 804	49,99%	4 202	92,43%

Liquidity Ranking				
BSE Code	Issuer	Trades	Volume (lots)	Turnover (EUR)
DUH	Doverie United Holding PLC	668	266 055	998 271
A4L	Allterco	509	130 242	1 269 004
BSE	Bulgarian Stock Exchange	296	118 541	547 808
ATER	Advance Terrafund REIT	259	232 535	313 941
SFA	Sopharma	204	163 505	329 635



BSE- Members		
Trades	Turnover (EUR '000)	
Karoll	3 990 Euro - Finance	9 591
Elana Trading	2 248 Karoll	6 295
BenchMark Finance	560 Capman	4 960
First Financial Brokerage House	530 Elana Trading	3 759
Capman	374 InterCapital Markets	3 049

* P (prices) are weighted-average

** Financial reports data (ttm)



Market Summary

PREMIUM MARKET



Trading on regulated market in October

Ticker	Company	Industry	Last Price (EUR)	Change	Issue Size (Shares)	Market Capitalisation (EUR)	Trades (#)	Volume (lots)	Value (EUR)
CCB	CB Central Cooperative Bank	Pharmaceuticals	0,511	1,01%	127 129 970	65 000 522	50	91 533	46 555
CHIM	Chimimport p	Banking	0,445	-3,33%	239 646 267	106 600 396	137	148 546	66 674
FIB	CB First Investment Bank	Manufacturing	0,851	-0,30%	149 084 800	126 916 037	200	213 036	176 111
KBG	Korado Bulgaria	Banking	4,090	-4,76%	13 168 614	53 864 043	27	2 896	12 297
MONB	Monbat	Batteries Manufacturer	2,991	-10,00%	39 000 000	116 651 243	76	12 094	38 112
SFA	Sopharma	Holding Company	2,117	2,48%	134 797 899	285 333 235	204	163 505	329 635
SGH	Sirma Group Holding	Software Development	0,244	-2,85%	59 360 518	14 507 563	55	128 839	31 943
TOTAL:						768 873 039	749	760 449	701 327

