



BSE Main Market Summary

October 2012



CAPITALIZATION OF BSE MAIN MARKET

As of 31 October 2012

Market Segment	Capitalization (EUR)	Change Sept. 12 %
Premium Equities Segment	511,777,314	0.90%
Standard Equities Segment	2,954,116,869	8.75%
Special Purpose Vehicles Segment	299,942,210	2.64%
Total Capitalization	3,765,836,393	7.11%

* As of the end of the period

BSE INDICES

SOFIX

Value	329.70
Monthly change	1.77%
Annual change	-3.49%
P/E	6.14
P/B	0.72

BG 40

Value	119.99
Monthly change	1.59%
Annual change	4.52%
P/E	34.78
P/B	0.79

BG TR30

Value	254.98
Monthly change	1.64%
Annual change	168.1%
P/E	24.12
P/B	1.12

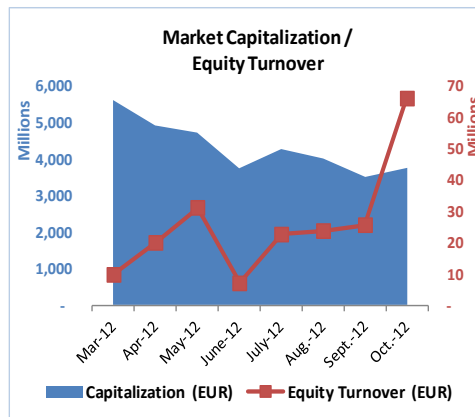
BG REIT

Value	79.13
Monthly change	0.03%
Annual change	60.54%
P/E	3.78
P/B	0.94

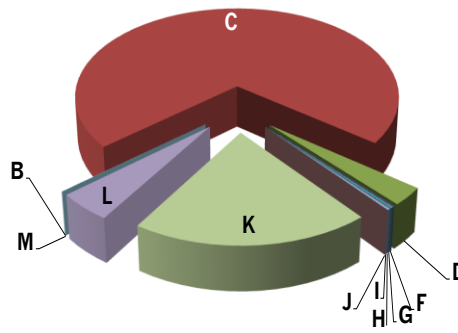
* Values as of 31 October 2012

** P (prices) are weight-average

** Financial reports data (ttm)



Trading By Industries



MONTHLY TRADING BY BSE MAIN MARKET SEGMENTS

Market Segment	October 2012		Change Sept. '12 Turnover %
	Trades	Turnover (EUR)	
Premium Equities Segment	1,057	2,345,815	78.8%
Standard Equities Segment	3,071	49,126,773	604.9%
Special Purpose Vehicles Segment	741	10,875,015	544.1%
Bonds Segment	57	3,267,835	-38.0%
Compensatory Instruments Segment	858	662,128	-93.7%
Structured Products Segment	13	1,388	64.4%
Subscription Rights Segment	0	0	-100.0%
TOTAL:	5,797	66,278,952	157.03%

TRADING BY INDUSTRIES

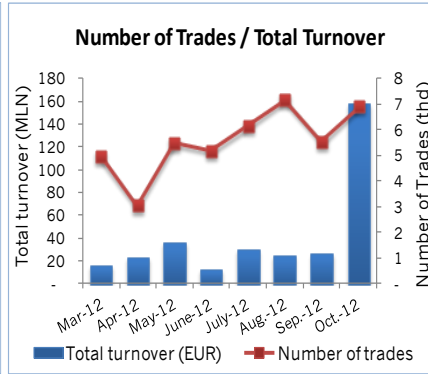
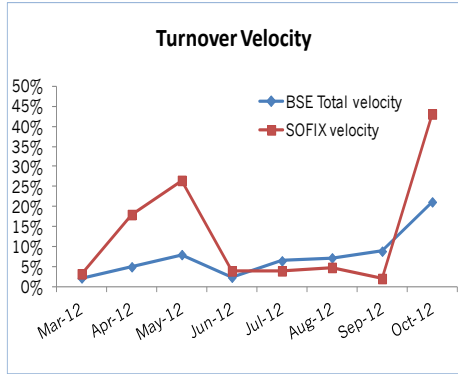
(ACCORDING TO NACE.BG* - 2008)

	Turnover (EUR)	Market Cap. (EUR)	Turnover Velocity
B Mining and quarrying	763	33,453,677	0.002%
C Manufacturing	44,539,821	1,260,887,994	3.532%
D Electricity,gas,steam and air conditioning supply	1,891,708	387,599,535	0.488%
F Construction	58,791	78,379,180	0.075%
G Wholesale and retail trade; repair of motor vehicles and motorcycles	178,317	387,595,317	0.046%
H Transportation and storage	13,119	25,614,390	0.051%
I Accommodation and food service activities	163,095	117,043,790	0.139%
J Information and communication	498	518,649,895	0.000%
K Financial and insurance activities	12,503,622	1,937,304,417	0.645%
L Real estate activities	2,971,599	266,383,912	1.116%
M Professional, scientific and technical activities	26,267	45,125,350	0.058%

* National Classification of Economic Activities



Market Summary



BSE-SOFIA INDICES

	Market Cap (EUR)	% of total Market Cap	Total turnover (EUR)	% of total turnover	All Trades	% of all trades
SOFIX	1,306,019,999	34.68%	46,901,869	75.23%	1,832	37.63%
BG 40	1,789,446,738	47.52%	56,326,271	90.34%	3,360	69.01%
BGREIT	163,023,232	4.33%	2,362,127	3.79%	529	10.86%
BGTR30	1,845,620,651	49.01%	57,457,611	92.16%	2,504	51.43%

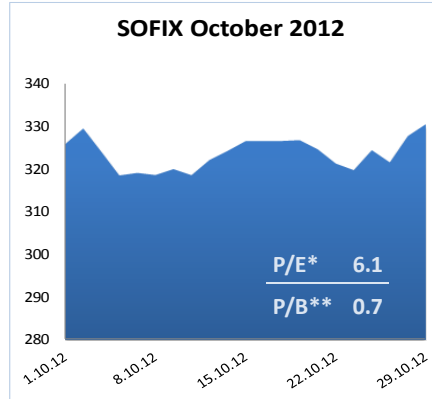
LIQUIDITY RANKING

BSE Code	Issuer	Trades	Volume (lots)	Turnover (EUR)
6C4	Chimimport AD-Sofia	385	385,817	140,117
4ES	Energo-Pro Sales AD-Varna	290	35,833	265,084
2EG	Energo-Pro Grid AD-Varna	282	17,324	1,292,303
6A6	Advance Terrafund REIT-Sofia	241	1,551,336	1,606,823
T43	Zarneni Hrani Bulgaria AD-Sofia	190	545,843	64,884

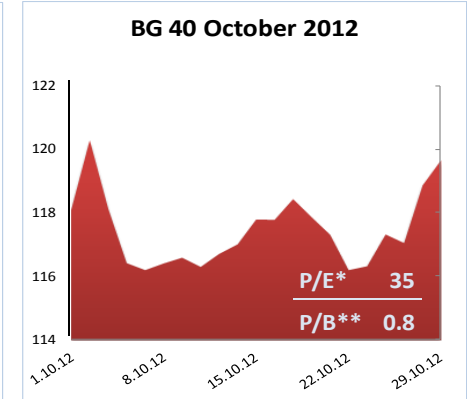
MEMBERS

Trades	Turnover ('000 EUR)
Inv. Intermediary "Karoll"	85,288
Inv. Intermediary "First Financial Brokerage House"	76,144
Inv. Intermediary "BenchMark Finance"	62,342
Inv. Intermediary "Elana Trading"	33,317
CB "Central Cooperative Bank"	19,068

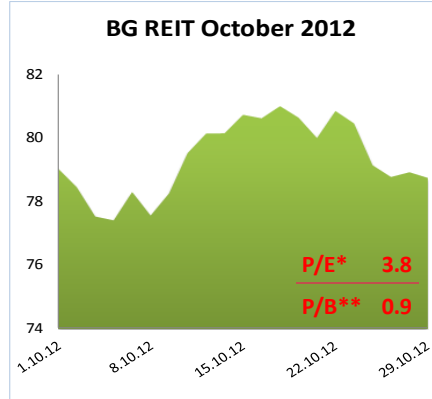
SOFIX October 2012



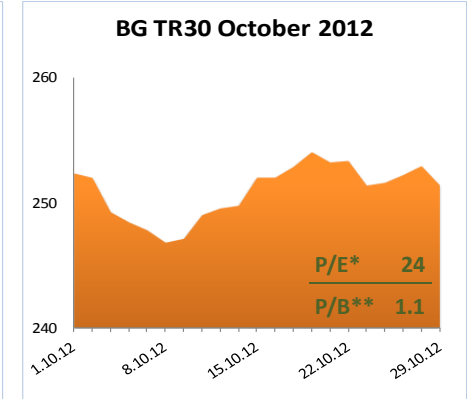
BG 40 October 2012



BG REIT October 2012



BG TR30 October 2012



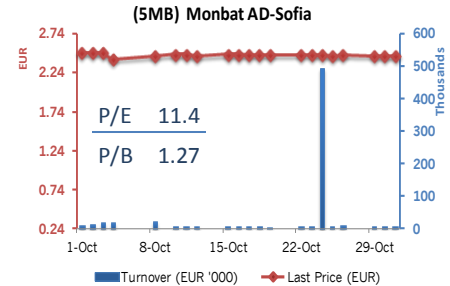
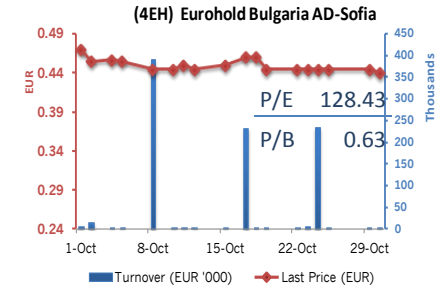
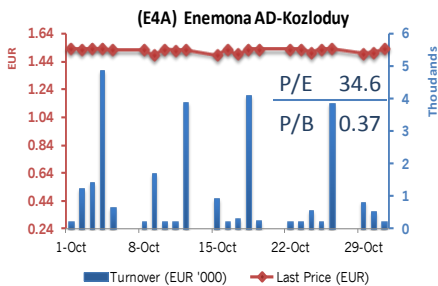
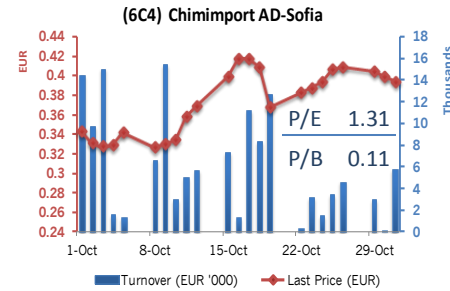
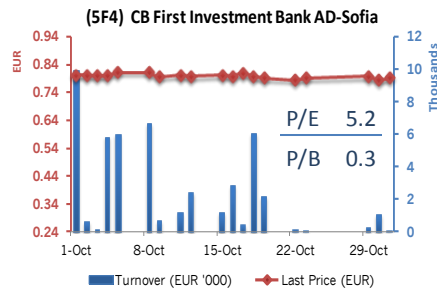
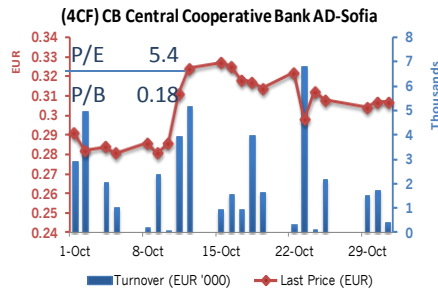
* P (prices) are weight-average ** Financial reports data (ttm)



Market Summary

PREMIUM MARKET

		Trading on regulated market in October				
BSE Code	Company	Issue Size (Shares)	Market Capitalization (EUR)	Trades (#)	Volume (lots)	Value (EUR)
4CF	CB Central Cooperative Bank AD-Sofia	13,154,291	34,712,922	167	147,185	44,637
5F4	CB First Investment Bank AD-Sofia	10,000,000	87,175,266	69	59,193	47,811
6C4	Chimimport AD-Sofia	50,858,809	59,392,321	385	385,817	140,117
E4A	Enemona AD-Kozloduy	11,933,600	18,298,557	63	143,268	27,016
4EH	Eurohold Bulgaria AD-Sofia	27,345,000	55,995,000	62	1,932,108	888,207
5MB	Monbat AD-Sofia	39,000,000	95,913,244	130	283,769	693,386
3JR	Sopharma AD-Sofia	32,000,000	160,290,005	181	419,295	504,642
Total			511,777,314	1,057	3,370,635	2,345,815



CB CENTRAL COOPERATIVE BANK AD
Banking
www.ccbank.bg

CB FIRST INVESTMENT BANK AD
Banking
www.fibank.bg

CHIMIMPORT AD
Holding Company
www.chimimport.bg

ENEMONA AD
Engineering
www.enemona.bg

EUROHOLD BULGARIA AD
Car Sales-Leasing-Insurance
www.eurohold.bg

MONBAT AD
Batteries Manufacturer
www.monbat.bg

SOPHARMA AD
Pharmaceuticals
www.sopharma.bg

