



CAPITALIZATION OF BSE MAIN MARKET			
As at 30 Nov 2024			
Market Segment	Capitalization (EUR)	Change	Change
		Oct 24 %	Nov 23 %
EuroBridge Market Segment	617 399 562	0,29%	N/A
Premium Equities Segment	1 286 886 298	-1,41%	-20,74%
Standard Equities Segment	4 376 518 720	-1,64%	7,21%
Special Purpose Vehicles Segment	661 653 431	-0,95%	7,62%
Total Capitalization	6 942 458 011	-1,36%	9,84%

BSE INDICES *

SOFIX

Value *	846,6
Monthly change	-0,31%
Annual change	13,45%
P/E **	9,46
P/B **	1,59

BGREIT

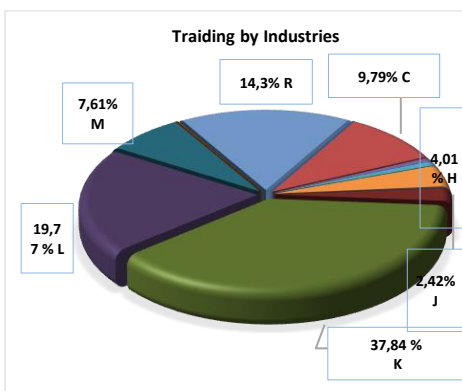
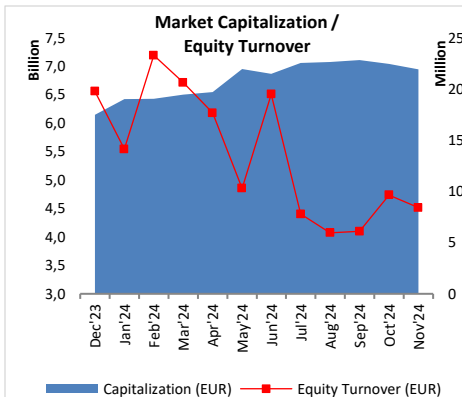
Value *	212,33
Monthly change	-0,38%
Annual change	12,17%
P/E **	22,47
P/B **	2,43

BGTR30

Value *	850,17
Monthly change	-0,48%
Annual change	8,82%
P/E **	28,35
P/B **	2,01

BGBX40

Value *	166,09
Monthly change	-1,02%
Annual change	5,78%
P/E **	12,86
P/B **	1,99



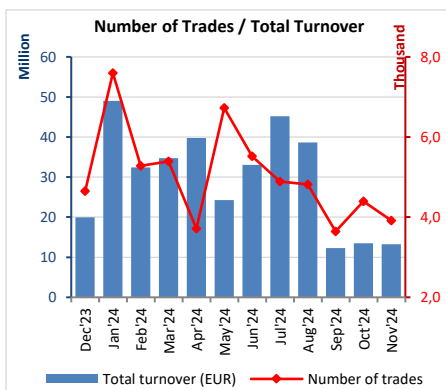
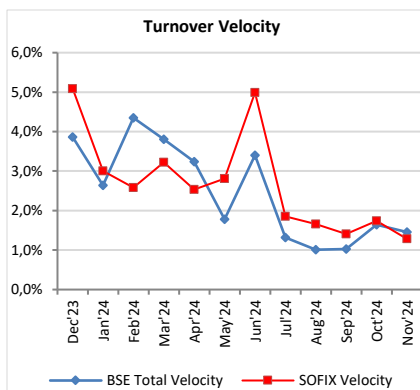
Market Segment	MONTHLY TRADING BY BSE MAIN MARKET SEGMENTS		Change	Change
	November 2024		Oct 24	Nov 23
	Trades	Turnover (EUR)	Turnover %	Turnover %
EuroBridge Market Segment	451	1 156 483	34,21%	N/A
Premium Equities Segment	1 087	1 256 726	-17,34%	-54,06%
Standard Equities Segment	1 741	5 162 281	-18,70%	-6,89%
Special Purpose Vehicles Segment	438	829 926	-9,33%	-20,05%
Bonds Segment	28	3 861 894	40,40%	-62,38%
Compensatory Instruments Segment	56	94 241	-28,67%	-65,14%
Exchange Traded Products Segment	59	818 685	-11,63%	771,49%
Subscription Rights Segment	59	33 888	2 978,37%	12 674,60%
Government Securities Segment	0	0	N/A	N/A
Initial Public Offering Segment	0	0	N/A	N/A
TOTAL:	3 919	13 214 123	-1,81%	-33,76%

TRADING BY INDUSTRIES ACCORDING TO		Turnover	Market Cap.	Turnover
NATIONAL CLASSIFICATION OF ECONOMIC ACTIVITIES		(EUR)	(EUR)	Velocity
B	Mining and quarrying	251	30 635 333	0,001%
C	Manufacturing	823 028	2 118 358 134	0,039%
D	Electricity, gas, steam and air conditioning supply	0	0	N/A
F	Construction	53 844	69 908 939	0,077%
G	Wholesale and retail trade; repair of motor vehicles and motorcycles	70 206	138 399 458	0,051%
H	Transportation and storage	337 214	571 859 252	0,059%
I	Accommodation and food service activities	14 182	55 931 255	0,025%
J	Information and communication	203 769	104 665 790	0,195%
K	Financial and insurance activities	3 180 338	2 957 292 496	0,108%
L	Real estate activities	1 661 416	582 029 115	0,285%
M	Professional, scientific and technical activities	639 408	174 215 647	0,367%
N	Administrative and support service activities	7 117	1 334 472	0,533%
R	Arts, entertainment and recreation	1 414 642	137 828 121	1,026%

* Values as at 30 November 2024;
 ** P (prices) are weighted-average.
 Earnings and Book value are Financial reports data (ttm)



Market Summary

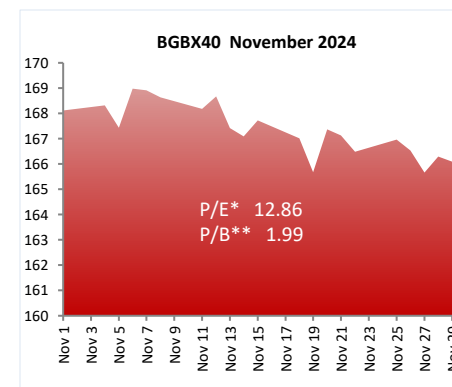
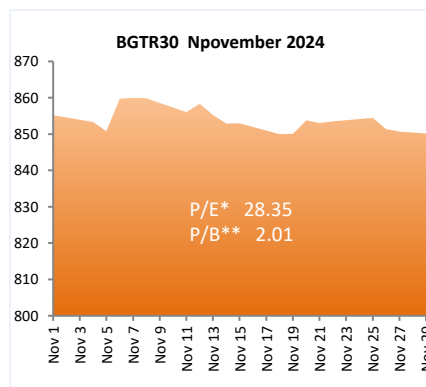
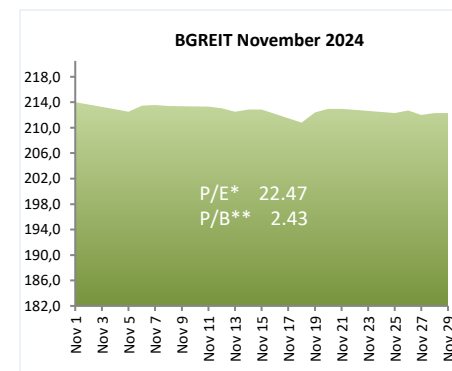
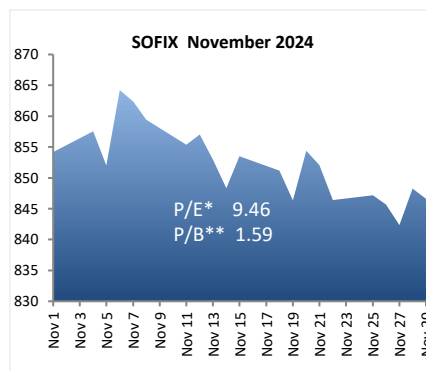


BSE INDICES

	Market Cap (EUR)	% of total Market Cap	Turnover (EUR)	% of total turnover	Trades	% of all trades
SOFIX	2 552 307 937	36,76%	2 728 487	37,64%	1 798	55,05%
BGREIT	414 428 756	5,97%	698 837	9,64%	319	9,77%
BGTR30	3 932 786 429	56,65%	5 219 202	72,00%	2 603	79,70%
BGBX40	4 734 570 899	68,20%	6 674 058	92,07%	3 211	98,32%

Liquidity Ranking					
BSE Code	Issuer	Trades	Volume (lots)	Turnover (EUR)	
SLYG	Shelly Group	451	34 098	1 156 483	TOP 5
11C	Eleven Capital	167	36 504	321 169	
ATER	Advance Terrafund	163	103 142	171 745	
SFA	Sopharma	161	68 103	201 166	
CHIM	Chimimport	151	397 176	141 323	

BSE- Members			
	Trades	Turnover (EUR '000)	
Karoll	3 001 Karoll	3 763	TOP 5
Elana Trading	1 584 UG Market	3 103	
BenchMark Finance	658 Elana Trading	3 034	
First Financial Brokerage House	547 Real Finance	2 777	
UG Market	547 BenchMark Finance"	2 185	



* P (prices) are weighted-average

** Financial reports data (ttm)



Market Summary

PREMIUM MARKET



Trading on regulated market in November									
Ticker	Company	Industry	Last Price (EUR)	Change	Issue Size (Shares)	Market Capitalisation (EUR)	Trades (#)	Volume (lots)	Value (EUR)
AGH	Agria Group Holding	Professional, scientific and technical activities	10,072	-0,25%	6 800 000	3 424 633	100	10 609	107 211
BNR	Bianor Holding	Information and communication	2,787	-2,68%	16 334 362	164 527 045	149	48 018	137 364
BSE	Bulgarian Stock Exchange	Financial and insurance activities	3,937	-4,35%	13 165 720	36 686 815	123	24 937	98 575
CCB	CB Central Cooperative Bank	Financial and insurance activities	0,874	5,56%	127 129 970	500 504 016	112	156 194	134 793
CHIM	Chimimport	Financial and insurance activities	0,363	1,43%	239 646 267	209 524 916	151	397 176	141 323
FIB	CB First Investment Bank	Financial and insurance activities	1,943	-2,06%	149 084 800	54 120 352	92	27 502	55 321
KBG	Korado-Bulgaria	Manufacturing	2,178	-5,33%	13 168 614	25 585 421	36	9 983	22 059
MONB	Monbat	Manufacturing	1,340	3,97%	39 000 000	84 946 033	58	128 015	170 748
SFA	Sopharma	Manufacturing	2,914	-3,06%	179 100 063	239 919 709	161	68 103	201 166
SGH	Sirma Group Holding	Professional, scientific and technical activities	0,511	1,52%	59 360 518	172 998 140	105	356 423	188 166
TOTAL:						1 492 237 081	1 087 1 226 960	1 256 726	

Premium Market Cap

