



CAPITALIZATION OF BSE MAIN MARKET

As at 30 Nov 2023		Change	Change
Market Segment	Capitalization (EUR)	Oct 23 %	Nov 22 %
Premium Equities Segment	1 623 617 950	-0,78%	100,51%
Standard Equities Segment	4 119 694 554	0,49%	0,19%
Special Purpose Vehicles Segment	614 799 876	5,17%	6,79%
Total Capitalization	6 358 112 380	0,59%	15,65%

BSE INDICES *

SOFIX

Value *	746,23
Monthly change	-0,10%
Annual change	23,66%
P/E **	9,59
P/B **	1,57

BGREIT

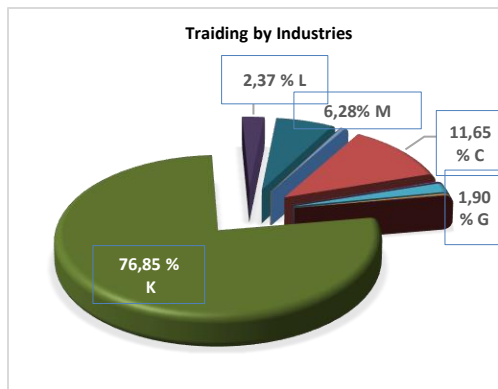
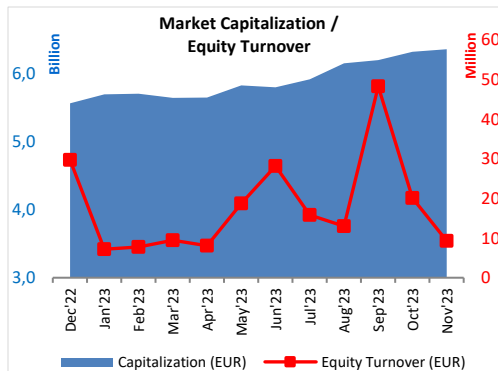
Value *	189,29
Monthly change	-0,23%
Annual change	4,13%
P/E **	10,11
P/B **	2,81

BGTR30

Value *	781,23
Monthly change	-0,58%
Annual change	7,67%
P/E **	67,91
P/B **	1,96

BGBX40

Value *	157,01
Monthly change	-0,17%
Annual change	13,47%
P/E **	12,32
P/B **	1,63



MONTHLY TRADING BY BSE MAIN MARKET SEGMENTS

Market Segment	November 2023		Change	Change
	Trades	Turnover (EUR)	Oct 23 Turnover %	Nov 22 Turnover %
Premium Equities Segment	1 886	2 735 334	32,55%	361,96%
Standard Equities Segment	1 578	5 544 178	-67,52%	-90,32%
Special Purpose Vehicles Segment	307	1 038 109	2,50%	-87,38%
Bonds Segment	65	10 265 278	-9,97%	286,21%
Compensatory Instruments Segment	77	270 351	363,76%	706,59%
Exchange Traded Products Segment	50	93 941	-64,62%	-68,38%
Subscription Rights Segment	6	265	N/A	N/A
Government Securities Segment	0	0	N/A	-100,00%
TOTAL:	3 969	19 947 457	-37,41%	-71,22%

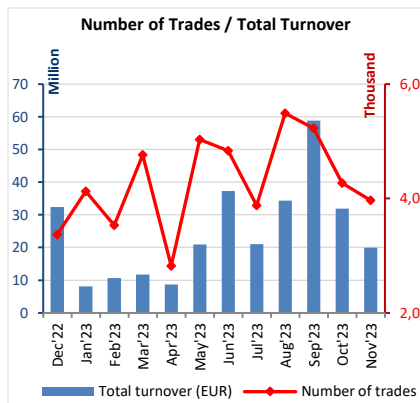
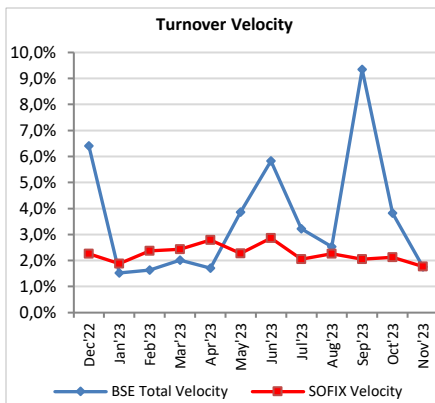
TRADING BY INDUSTRIES ACCORDING TO

NATIONAL CLASSIFICATION OF ECONOMIC ACTIVITIES		Turnover (EUR)	Market Cap. (EUR)	Turnover Velocity
B	Mining and quarrying	213	34 699 204	0,001%
C	Manufacturing	1 085 282	2 101 431 580	0,052%
D	Electricity, gas, steam and air conditioning supply	334	209 676 713	0,000%
F	Construction	8 659	49 740 519	0,017%
G	Wholesale and retail trade; repair of motor vehicles and motorcycles	176 938	142 949 617	0,124%
H	Transportation and storage	24 938	370 778 196	0,007%
I	Accommodation and food service activities	9 330	55 057 329	0,017%
J	Information and communication	4 314	64 080 805	0,007%
K	Financial and insurance activities	7 160 916	2 541 538 003	0,282%
L	Real estate activities	220 975	516 352 545	0,043%
M	Professional, scientific and technical activities	584 721	171 338 876	0,341%
N	Administrative and support service activities	143	1 073 713	0,013%
R	Arts, entertainment and recreation	40 857	99 395 280	0,041%

* Values as at 30 November 2023;
 ** P (prices) are weighted-average.
 Earnings and Book value are Financial reports data (ttm)



Market Summary

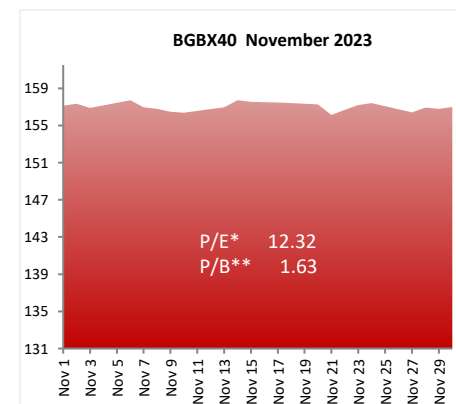
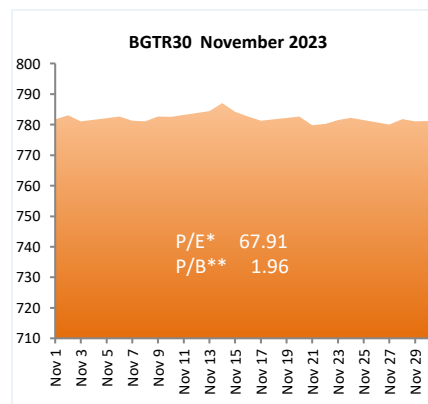
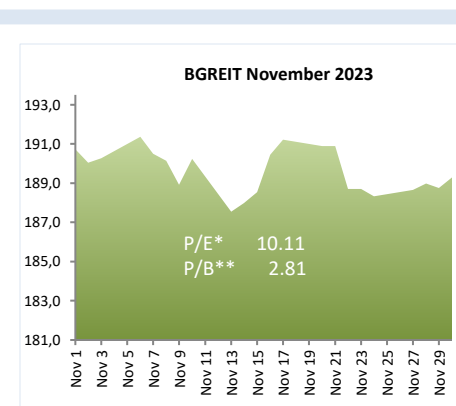
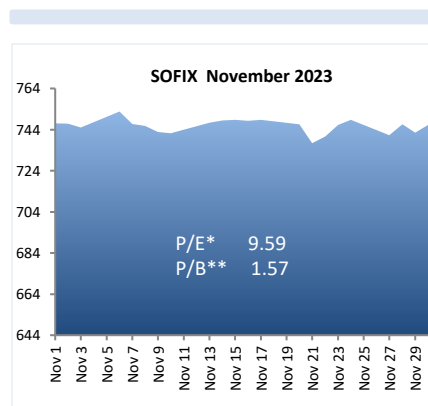


Liquidity Ranking				
BSE Code	Issuer	Trades	Volume (lots)	Turnover (EUR)
SFA	Sopharma	567	176 570	647 391
SLYG	Shelly Group	445	53 132	1 121 027
DUH	Doverie United Holding	267	59 619	255 453
AGH	Agria Group Holding	187	46 708	482 360
ATER	Advance Terrafund REIT	185	83 364	138 945

BSE- Members		
Trades		Turnover (EUR '000)
Karoll	2 761 ABV Investments	10 505
Elana Trading	1 635 Euro – Finance	9 191
BenchMark Finance	919 Real Finance	7 315
First Financial Brokerage House	582 Elana Trading	2 519
UG Market	414 Karoll	2 378

BSE INDICES

	Market Cap (EUR)	% of total Market Cap	Turnover (EUR)	% of total turnover	Trades	% of all trades
SOFIX	2 445 060 371	38,46%	3 609 699	38,74%	2 498	66,24%
BGREIT	395 240 645	6,22%	1 048 642	11,25%	298	7,90%
BGTR30	3 412 091 253	53,67%	7 614 071	81,72%	2 676	70,96%
BGBX40	4 295 359 092	67,56%	6 926 949	74,34%	3 396	90,06%



* P (prices) are weighted-average

** Financial reports data (ttm)



Market Summary

PREMIUM MARKET



Trading on regulated market in November										
Ticker	Company	Industry	Last Price (EUR)	Change	Issue Size (Shares)	Market Capitalisation (EUR)	Trades (#)	Volume (lots)	Value (EUR)	
AGH	Agria Group Holding	Financial and insurance activities	10,328	1,51%	6 800 000	70 231 053	187	46 708	482 360	
BSE	Bulgarian Stock Exchange	Professional, scientific and technical activities	5,624	-1,35%	6 582 860	37 023 392	145	23 901	133 300	
CCB	CB Central Cooperative Bank	Financial and insurance activities	0,777	2,70%	127 129 970	98 800 793	123	82 400	62 855	
CHIM	Chimimport	Financial and insurance activities	0,332	-7,14%	239 646 267	79 643 974	170	267 376	89 920	
FIB	CB First Investment Bank	Financial and insurance activities	1,350	-2,22%	149 084 800	201 236 238	111	64 857	89 478	
KBG	Korado Bulgaria	Financial and insurance activities	2,250	1,85%	13 168 614	29 625 224	33	14 079	32 222	
MONB	Monbat	Manufacturing	2,076	-1,93%	39 000 000	80 957 956	68	20 802	43 646	
SFA	Sopharma	Manufacturing	3,640	-0,56%	172 590 578	628 298 428	567	176 570	647 391	
SGH	Sirma Group Holding	Manufacturing	0,358	-6,67%	59 360 518	21 245 386	37	89 959	33 136	
SLYG	Shelly Group	Professional, scientific and technical activities	20,861	0,25%	18 050 945	376 555 506	445	53 132	1 121 027	
TOTAL:						1 623 617 950	1 886	839 784	2 735 334	

