



## CAPITALIZATION OF BSE MAIN MARKET

As at 30 Nov 2022			
Market Segment	Capitalization ( EUR )	Change	Change
		Oct 22 %	Nov 21 %
Premium Equities Segment	809 753 067	0,98%	5,91%
Standard Equities Segment	4 112 068 433	0,23%	-9,21%
Special Purpose Vehicles Segment	575 728 305	3,29%	12,73%
<b>Total Capitalization</b>	<b>5 497 549 805</b>	<b>0,65%</b>	<b>-5,29%</b>

### BSE INDICES \*

#### SOFIX

Value *	603,44
Monthly change	2,36%
Annual change	-3,10%
P/E **	5,26
P/B **	1,80

#### BGREIT

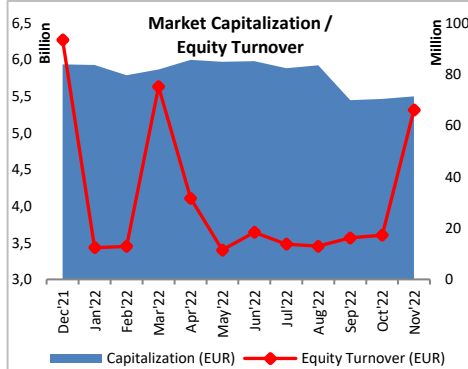
Value *	181,78
Monthly change	2,58%
Annual change	9,63%
P/E **	15,19
P/B **	1,44

#### BGTR30

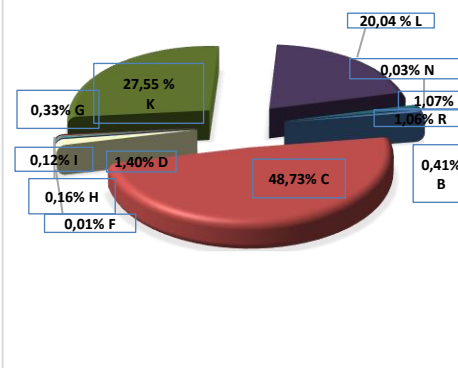
Value *	725,58
Monthly change	2,08%
Annual change	8,42%
P/E **	25,93
P/B **	1,91

#### BGBX40

Value *	138,37
Monthly change	1,24%
Annual change	-1,01%
P/E **	6,67
P/B **	2,03



### Trading by Industries



## MONTHLY TRADING BY BSE MAIN MARKET SEGMENTS

Market Segment	November 2022		Change	Change
	Trades	Turnover ( EUR )	Oct 22	Nov 21
			Turnover %	Turnover %
Premium Equities Segment	870	592 110	51,27%	-76,96%
Standard Equities Segment	3 638	57 274 299	262,41%	301,08%
Special Purpose Vehicles Segment	563	8 225 003	685,09%	266,64%
Bonds Segment	18	2 657 934	314,57%	-66,36%
Compensatory Instruments Segment	34	33 518	-56,21%	-79,92%
Exchange Traded Products Segment	38	297 134	-72,59%	170,92%
Subscription Rights Segment	0	0	N/A	-100,00%
Government Securities Segment	1	232 675	N/A	N/A
<b>TOTAL:</b>	<b>5 162</b>	<b>69 312 672</b>	<b>263,95%</b>	<b>151,10%</b>

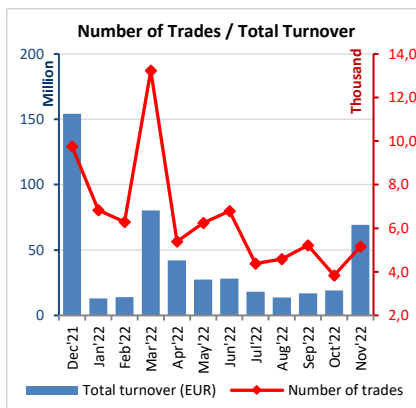
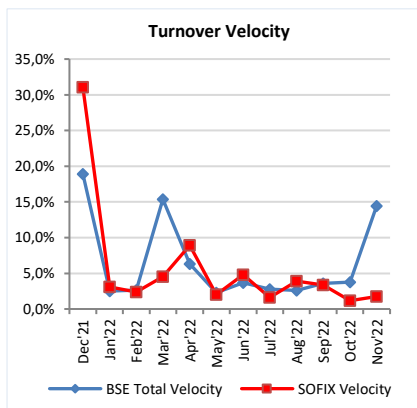
## TRADING BY INDUSTRIES ACCORDING TO

NATIONAL CLASSIFICATION OF ECONOMIC ACTIVITIES		Turnover	Market Cap.	Turnover
		( EUR )	( EUR )	Velocity
B	Mining and quarrying	268 545	45 953 000	0,584%
C	Manufacturing	32 204 358	1 616 691 861	1,992%
D	Electricity, gas, steam and air conditioning supply	922 018	180 026 462	0,512%
F	Construction	3 372	45 781 075	0,007%
G	Wholesale and retail trade; repair of motor vehicles and motorcycles	218 582	130 726 177	0,167%
H	Transportation and storage	108 230	305 326 233	0,035%
I	Accommodation and food service activities	80 822	57 242 143	0,141%
J	Information and communication	68 507	46 458 474	0,147%
K	Financial and insurance activities	18 207 260	2 290 522 130	0,795%
L	Real estate activities	13 245 652	460 982 479	2,873%
M	Professional, scientific and technical activities	705 911	216 338 477	0,326%
N	Administrative and support service activities	59	1 112 060	0,005%
R	Arts, entertainment and recreation	58 094	100 389 233	0,058%

\* Values as at 30 November 2022;  
 \*\* P (prices) are weighted-average.  
 Earnings and Book value are Financial reports data (ttm)



## Market Summary

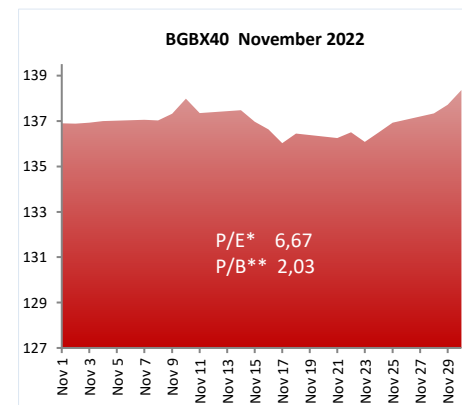
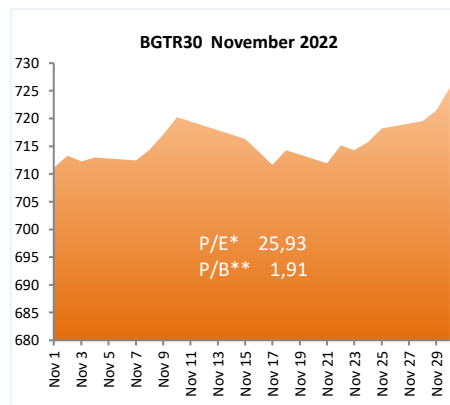
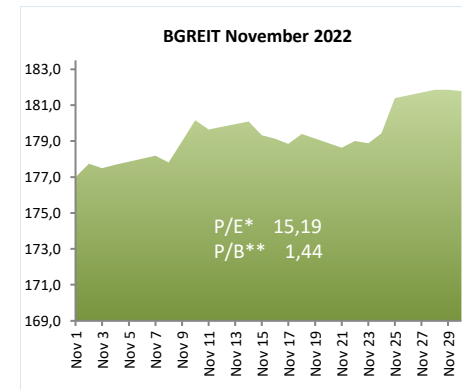
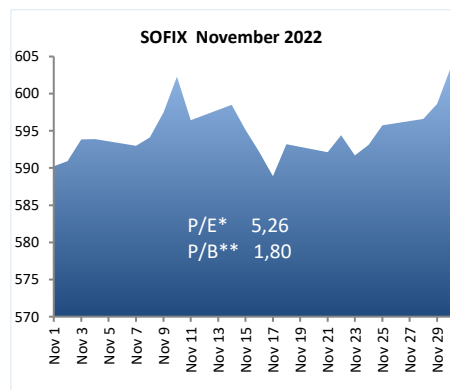


## BSE INDICES

	Market Cap ( EUR )	% of total Market Cap	Turnover (EUR)	% of total turnover	Trades	% of all trades
SOFIX	1 845 705 377	33,57%	2 707 410	4,10%	2 566	50,60%
BGREIT	345 579 009	6,29%	4 819 843	7,29%	433	8,54%
BGTR30	3 055 613 611	55,58%	21 360 364	32,32%	3 715	73,26%
BGBX40	4 390 412 472	79,86%	47 249 839	71,49%	4 350	85,78%

Liquidity Ranking				
BSE Code	Issuer	Trades	Volume (lots)	Turnover (EUR)
EUBG	Eurohold Bulgaria	369	695 235	665 719
A4L	Allterco	346	52 144	517 221
DUH	Doverie United Holding PLC	340	75 402	285 279
AGH	Agria Group Holding	287	26 663	354 349
CHIM	Chimimport	249	339 304	133 434

BSE- Members			
Trades			Turnover (EUR '000)
Karoll	3 612	BenchMark Finance	55 332
Elana Trading	2 001	ABV Investments	20 542
First Financial Brokerage House	1 348	Real Finance	19 508
Real Finance	779	First Financial Brokerage House	13 504
BenchMark Finance	578	Karoll	7 765



\* P (prices) are weighted-average

\*\* Financial reports data (ttm)



# Market Summary

## PREMIUM MARKET



Trading on regulated market in October

Ticker	Company	Industry	Last Price (EUR)	Change	Issue Size (Shares)	Market Capitalisation (EUR)	Trades (#)	Volume (lots)	Value (EUR)
CCB	CB Central Cooperative Bank	Pharmaceuticals	0,757	-3,90%	127 129 970	96 200 772	43	50 800	38 619
CHIM	Chimimport	Banking	0,399	1,04%	239 646 267	95 572 769	96	108 029	42 044
FIB	CB First Investment Bank	Manufacturing	0,946	1,65%	149 084 800	141 017 819	67	31 447	28 295
KBG	Korado Bulgaria	Banking	3,298	-7,19%	13 168 614	43 427 885	51	6 658	21 553
MONB	Monbat	Batteries Manufacturer	2,516	-7,17%	39 000 000	98 106 686	160	43 432	107 745
SFA	Sopharma	Holding Company	2,270	-1,33%	134 797 899	306 009 557	122	44 877	103 017
SGH	Sirma Group Holding	Software Development	0,363	-5,33%	59 360 518	21 548 891	50	135 175	50 145
<b>TOTAL:</b>						<b>801 884 378</b>	<b>589</b>	<b>420 418</b>	<b>391 419</b>

