



CAPITALIZATION OF BSE MAIN MARKET			
As of 30 November 2014			
Market Segment	Capitalization (EUR)	Change Oct '14 %	Change Nov '13 %
Premium Equities Segment	841 022 887	-1.97%	13.77%
Standard Equities Segment	2 649 223 075	-9.23%	-11.89%
Special Purpose Vehicles Segment	287 301 034	0.89%	9.52%
Total Capitalization	3 777 546 997	-6.99%	-5.75%

BSE INDICES

SOFIX

Value	514.42
Monthly change	-1.13%
Annual change	9.81%
P/E	7.91
P/B	1.00

BGBX 40

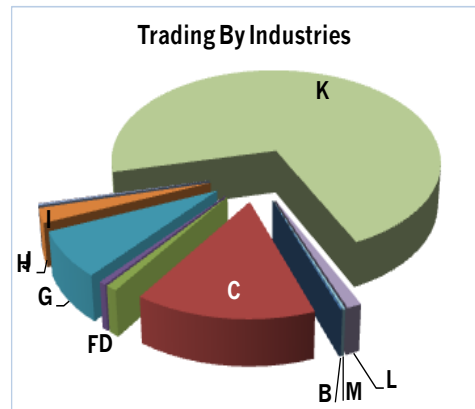
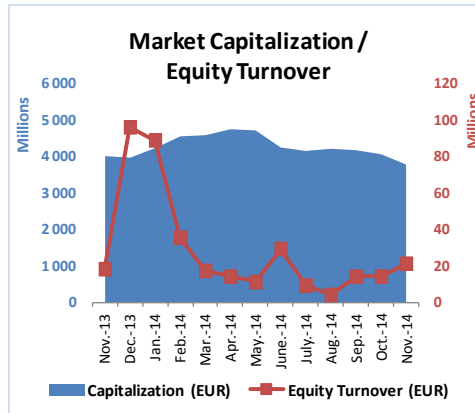
Value	103.30
Monthly change	-0.93%
Annual change	7.47%
P/E	8.85
P/B	1.28

BG TR30

Value	403.20
Monthly change	-0.90%
Annual change	21.16%
P/E	10.48
P/B	0.96

BG REIT

Value	97.34
Monthly change	0.58%
Annual change	10.79%
P/E	16.16
P/B	0.80



MONTHLY TRADING BY BSE MAIN MARKET SEGMENTS				
Market Segment	November 2014		Change	
	Trades	Turnover (EUR)	Oct '14 Turnover %	Nov '13 Turnover %
Premium Equities Segment	1 545	14 465 448	680.93%	350.15%
Standard Equities Segment	1 822	5 598 920	-51.53%	-58.12%
Special Purpose Vehicles Segment	471	1 179 052	58.26%	-27.81%
Bonds Segment	35	4 989 985	194.60%	24.57%
Compensatory Instruments Segment	176	123 944	-69.21%	-83.71%
Exchange Traded Products Segment	5	26	39.86%	n/a
Subscription Rights Segment	68	2 748	-99.66%	-93.06%
TOTAL:	4 122	26 360 123	54.48%	14.50%

TRADING BY INDUSTRIES

(ACCORDING TO NACE.BG* - 2008)

	Turnover (EUR)	Market Cap. (EUR)	Turnover Velocity
B Mining and quarrying	29 933	62 521 088	0.048%
C Manufacturing	3 162 167	1 055 213 795	0.300%
D Electricity, gas, steam and air conditioning supply	206 251	270 400 885	0.076%
F Construction	128 136	90 786 258	0.141%
G Wholesale and retail trade; repair of motor vehicles and motorcycles	1 607 069	356 170 098	0.451%
H Transportation and storage	510 597	98 192 099	0.520%
I Accommodation and food service activities	64 361	118 284 254	0.054%
J Information and communication	59	11 930 583	0.000%
K Financial and insurance activities	15 231 265	1 391 451 794	1.095%
L Real estate activities	255 834	291 761 151	0.088%
M Professional, scientific and technical activities	47 747	30 834 991	0.155%

* Values as of 30 November 2014

** P (prices) are weight-average

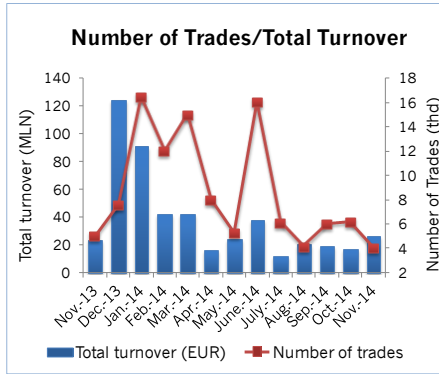
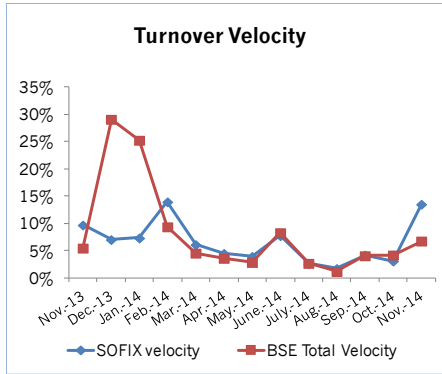
*** Financial reports data (ttm)

**** BGBX 40 is a new index of BSE-Sofia, which was introduced on 02 January 2014 to replace the BG 40 index

* National Classification of Economic Activities



Market Summary



BSE-SOFIA INDICES

	Market Cap (EUR)	% of total Market Cap	Total turnover (EUR)	% of total turnover	All Trades	% of all trades
SOFIX	1 391 823 647	36.84%	15 666 792	73.75%	2 182	56.85%
BGBX 40	2 462 685 568	65.19%	18 131 219	85.35%	3 244	84.52%
BGREIT	148 756 300	3.94%	1 066 974	5.02%	387	10.08%
BGTR30	1 870 896 801	49.53%	17 581 167	82.76%	2 805	73.08%

** BGBX 40 is a new index of BSE-Sofia, which was introduced on 02 January 2014 to replace the BG 40 index

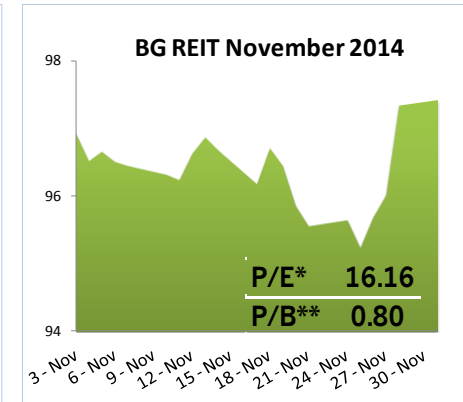
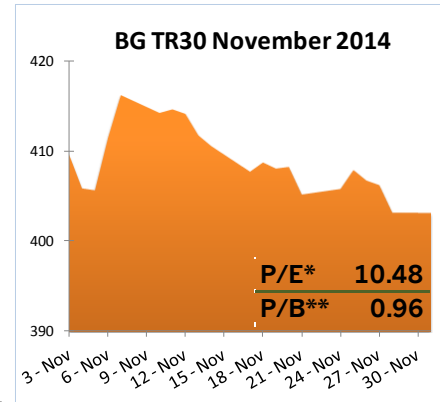
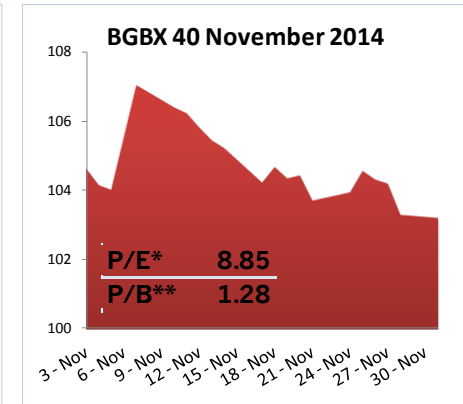
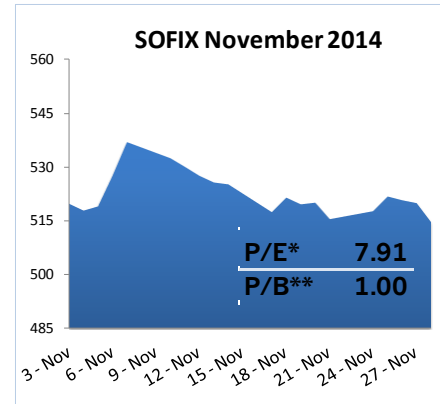
Liquidity Ranking

BSE Code	Issuer	Trades	Volume (lots)	Turnover (EUR)
6C4	Chimimport AD-Sofia	526	354 939	337 067
6A6	Advance Terrafund REIT-Sofia	289	768 049	956 974
4CF	CB Central Cooperative Bank AD-Sofia	285	276 636	154 199
3JR	Sopharma AD-Sofia	220	142 960	276 052
5F4	CB First Investment Bank AD-Sofia	206	228 783	321 223

MEMBERS

Trades	Turnover ('000 EUR)
Inv. Intermediary "Karoll"	2 062
Inv. Intermediary "Elana Trading"	902
Inv. Intermediary "BenchMark Finance"	869
Inv. Intermediary "First Financial Brokerage House"	695
Inv. Intermediary "Capman"	371

Inv. Intermediary "Euro - Finance"	16 638
Inv. Intermediary "First Financial Brokerage House"	12 134
Inv. Intermediary "Balkan Advisory Company IP"	8 009
Inv. Intermediary "Sofia International Securities"	3 158
Inv. Intermediary "Karoll"	2 405



* P (prices) are weight-average

** Financial reports data (ttm)



Market Summary

PREMIUM MARKET

		Trading on regulated market in November				
BSE Code	Company	Issue Size (Shares)	Market Capitalization (EUR)	Trades (#)	Volume (lots)	Value (EUR)
4CF	CB Central Cooperative Bank AD-Sofia	113 154 291	61 904 711	285	276 636	154 199
5F4	CB First Investment Bank AD-Sofia	110 000 000	147 523 046	206	228 783	321 223
6C4	Chimimport AD-Sofia	150 858 809	142 695 836	526	354 939	337 067
E4A	Enemona AD-Kozloduy	11 933 600	10 610 600	117	42 408	37 545
4EH	Eurohold Bulgaria AD-Sofia	127 345 000	63 482 703	123	21 007 597	10 816 788
5MB	Monbat AD-Sofia	39 000 000	161 716 509	68	615 572	2 522 573
3JR	Sopharma AD-Sofia	132 000 000	253 089 481	220	142 960	276 052
Total			841 022 887	1 545	22 668 895	14 465 448

CB CENTRAL COOPERATIVE BANK AD
Banking
www.ccbank.bg

CB FIRST INVESTMENT BANK AD
Banking
www.fibank.bg

CHIMIMPORT AD
Holding Company
www.chimimport.bg

ENEMONA AD
Engineering
www.enemona.bg

EUROHOLD BULGARIA AD
Car Sales-Leasing-Insurance
www.eurohold.bg

MONBAT AD
Batteries Manufacturer
www.monbat.bg

SOPHARMA AD
Pharmaceuticals
www.sopharma.bg

