



CAPITALIZATION OF BSE MAIN MARKET

As at 31 May 2024			
Market Segment	Capitalization (EUR)	Change	Change
		Apr 24 %	May 23 %
Premium Equities Segment	2 050 690 780	13,20%	63,56%
Standard Equities Segment	4 250 696 056	4,00%	6,90%
Special Purpose Vehicles Segment	650 132 048	0,67%	8,28%
Total Capitalization	6 951 518 884	6,22%	19,23%

BSE INDICES *

SOFIX

Value *	865,39
Monthly change	6,37%
Annual change	29,82%
P/E **	11,95
P/B **	1,78

BGREIT

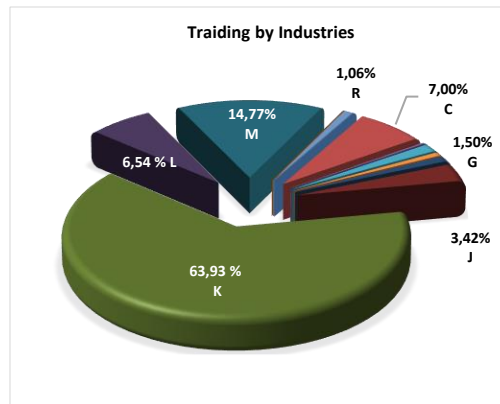
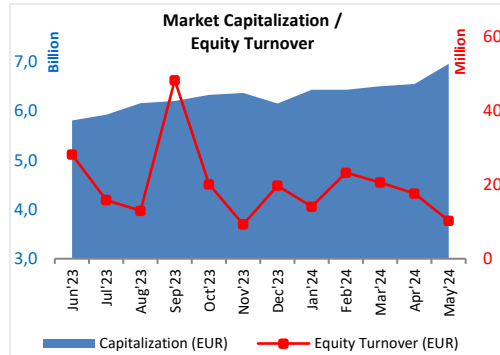
Value *	190,36
Monthly change	0,45%
Annual change	0,09%
P/E **	19,03
P/B **	2,45

BGTR30

Value *	852,38
Monthly change	4,25%
Annual change	13,64%
P/E **	23,95
P/B **	2,86

BGBX40

Value *	172,03
Monthly change	4,02%
Annual change	16,46%
P/E **	16,36
P/B **	1,85



MONTHLY TRADING BY BSE MAIN MARKET SEGMENTS

Market Segment	May 2024		Change	Change
	Trades	Turnover (EUR)	Apr 24	May 23
			Turnover %	Turnover %
Premium Equities Segment	4 011	5 357 822	35,91%	107,05%
Standard Equities Segment	2 018	3 838 695	-67,29%	-73,17%
Special Purpose Vehicles Segment	442	1 095 326	-44,55%	-40,70%
Bonds Segment	28	12 649 486	-38,74%	726,12%
Compensatory Instruments Segment	70	79 647	-52,38%	38,99%
Exchange Traded Products Segment	88	1 024 494	-17,79%	107,31%
Subscription Rights Segment	71	5 124	55,34%	N/A
Government Securities Segment	1	255 731	391,29%	152,12%
Initial Public Offering Segment	0	0	N/A	N/A
TOTAL:	6 729	24 306 325	-38,88%	16,16%

TRADING BY INDUSTRIES ACCORDING TO

NATIONAL CLASSIFICATION OF ECONOMIC ACTIVITIES		Turnover (EUR)	Market Cap. (EUR)	Turnover Velocity
B	Mining and quarrying	289	35 324 415	0,001%
C	Manufacturing	726 592	2 138 143 289	0,034%
D	Electricity, gas, steam and air conditioning supply	0	0	N/A
F	Construction	21 516	60 628 991	0,035%
G	Wholesale and retail trade; repair of motor vehicles and motorcycles	156 159	150 530 860	0,104%
H	Transportation and storage	73 778	472 226 152	0,016%
I	Accommodation and food service activities	104 249	58 553 032	0,178%
J	Information and communication	355 536	93 894 596	0,379%
K	Financial and insurance activities	6 636 390	3 117 601 512	0,213%
L	Real estate activities	679 143	542 013 908	0,125%
M	Professional, scientific and technical activities	1 533 291	177 965 591	0,862%
N	Administrative and support service activities	1 808	1 265 447	0,143%
R	Arts, entertainment and recreation	91 874	103 371 091	0,089%

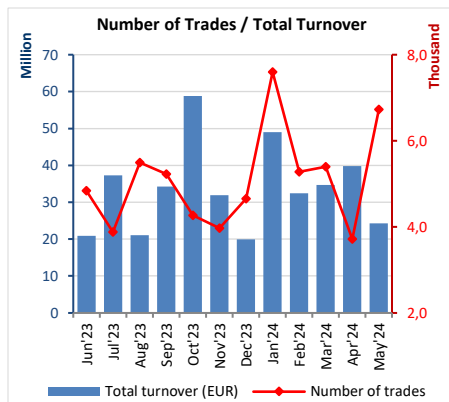
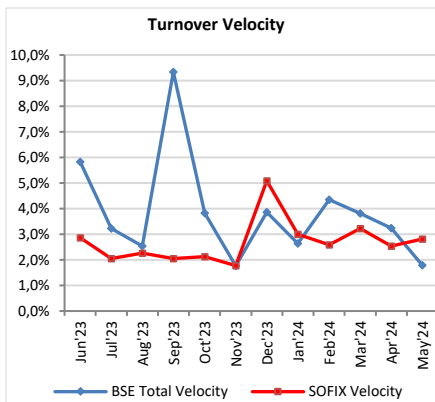
* Values as at 31 May 2024;

** P (prices) are weighted-average.

Earnings and Book value are Financial reports data (ttm)



Market Summary

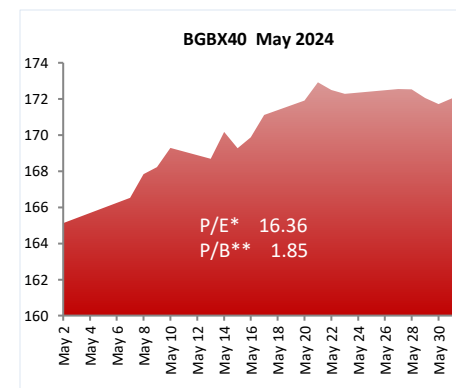
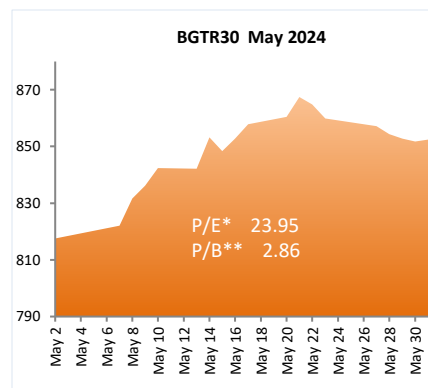
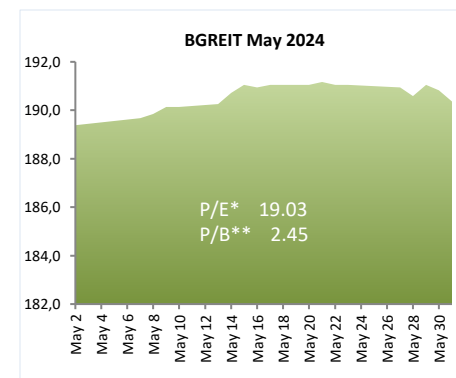
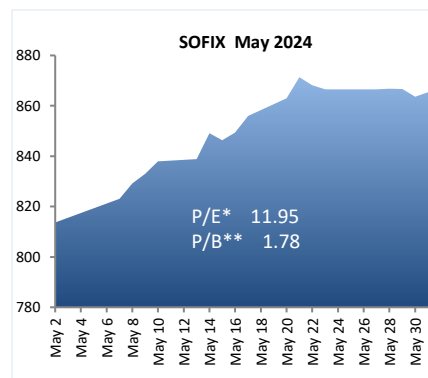


Liquidity Ranking				
BSE Code	Issuer	Trades	Volume (lots)	Turnover (EUR)
FIB	CB First Investment Bank	1 564	943 853	1 995 173
AGH	Agria Group Holding	520	53 893	597 085
SGH	Sirma Group Holding	422	1 492 489	629 764
SLYG	Shelly Group	391	32 308	1 180 108
BNR	Bianor Holding	328	141 160	355 199

BSE- Members			
Trades	Turnover (EUR '000)		
Karoll	5 938	CB Central Cooperative Bank	9 134
Elana Trading	2 639	Real Finance	8 372
BenchMark Finance	1 118	Karoll	6 715
First Financial Brokerage House	917	ABV Investments	5 459
UG Market	742	Bulgarian American Credit Bank	3 623

BSE INDICES

	Market Cap (EUR)	% of total Market Cap	Turnover (EUR)	% of total turnover	Trades	% of all trades
SOFIX	2 839 362 360	40,85%	6 646 638	64,58%	4 870	75,26%
BGREIT	392 257 029	5,64%	880 106	8,55%	396	6,12%
BGTR30	4 048 450 298	58,24%	8 466 446	82,26%	5 318	82,18%
BGBX40	4 283 632 044	61,62%	8 201 047	79,68%	6 153	95,09%



* P (prices) are weighted-average

** Financial reports data (ttm)



Market Summary

PREMIUM MARKET



Trading on regulated market in May

Ticker	Company	Industry	Last Price (EUR)	Change	Issue Size (Shares)	Market Capitalisation (EUR)	Trades (#)	Volume (lots)	Value (EUR)
AGH	Agria Group Holding	Financial and insurance activities	10,942	9,74%	6 800 000	74 403 195	520	53 893	597 085
BSE	Bulgarian Stock Exchange	Professional, scientific and technical activities	7,363	-4,64%	6 582 860	48 466 985	219	30 393	225 845
CCB	CB Central Cooperative Bank	Financial and insurance activities	0,854	11,33%	127 129 970	108 550 871	223	244 372	206 408
CHIM	Chimimport	Financial and insurance activities	0,366	4,38%	239 646 267	87 608 371	251	364 644	135 501
FIB	CB First Investment Bank	Financial and insurance activities	2,331	62,86%	149 084 800	347 589 866	1 564	943 853	1 995 173
KBG	Korado Bulgaria	Financial and insurance activities	2,812	19,57%	13 168 614	37 031 530	52	12 387	31 958
MONB	Monbat	Manufacturing	1,534	-9,64%	39 000 000	59 821 150	100	32 803	52 204
SFA	Sopharma	Manufacturing	3,201	3,99%	179 100 063	573 243 275	269	98 159	303 777
SGH	Sirma Group Holding	Manufacturing	0,460	24,14%	59 360 518	27 315 496	422	1 492 489	629 764
SLYG	Shelly Group	Professional, scientific and technical activities	38,040	9,41%	18 050 945	686 660 041	391	32 308	1 180 108
TOTAL:						2 050 690 780	4 011	3 305 301	5 357 822

Premium Market Cap

