



# BSE Main Market Summary

May 2018



## CAPITALISATION OF BSE MAIN MARKET

Market Segment	As at 31 May 2018	Change	Change
	Capitalization ( EUR )	Apr 18 %	May 17 %
Premium Equities Segment	1 119 920 801	-5.34%	0.29%
Standard Equities Segment	3 172 710 834	0.39%	-3.70%
Special Purpose Vehicles Segment	354 734 156	-0.71%	5.94%
<b>Total Capitalisation</b>	<b>4 647 365 790</b>	<b>-1.13%</b>	<b>-2.08%</b>

### BSE INDICES \*

#### SOFIX

Value *	636.55
Monthly change	-3.28%
Annual change	-3.73%
P/E **	10.50
P/B **	0.84

#### BGREIT

Value *	115.47
Monthly change	-0.04%
Annual change	3.91%
P/E **	12.57
P/B **	1.08

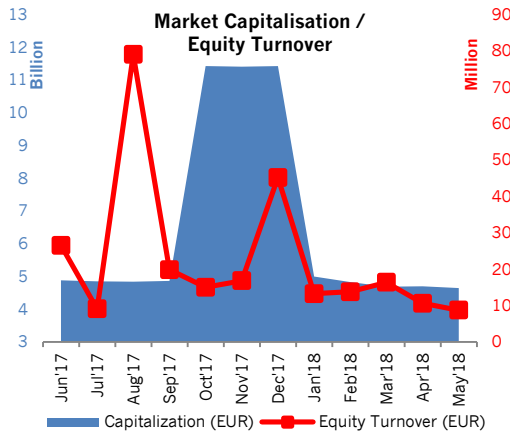
#### BGTR30

Value *	528.3
Monthly change	-2.23%
Annual change	2.24%
P/E **	46.97
P/B **	1.50

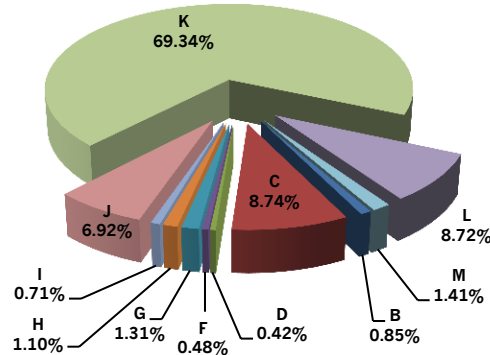
#### BGBX40

Value *	126.32
Monthly change	-2.79%
Annual change	-3.28%
P/E **	12.49
P/B **	1.32

\* Values as at 31 May 2018;  
\*\* P (prices) are weighted-average.  
Earnings and Book value are Financial reports data (tm)



### Trading By Industries



## MONTHLY TRADING BY BSE MAIN MARKET SEGMENTS

Market Segment	May 2018		Change	Change
	Trades	Turnover ( EUR )	Apr 18 Turnover %	May 17 Turnover %
Premium Equities Segment	891	1 622 333	-73.62%	-34.20%
Standard Equities Segment	1 222	6 712 549	71.15%	-9.03%
Special Purpose Vehicles Segment	391	389 529	-32.50%	-57.59%
Bonds Segment	18	861 774	107.25%	-76.11%
Compensatory Instruments Segment	187	203 271	20.05%	-14.05%
Exchange Traded Products Segment	30	53 062	87.37%	8.25%
Subscription Rights Segment	5	355	N/A	N/A
Government Securities Segment	0	0	N/A	N/A
<b>TOTAL:</b>	<b>2 744</b>	<b>9 842 872</b>	<b>-12.61%</b>	<b>-32.84%</b>

## TRADING BY INDUSTRIES ACCORDING TO

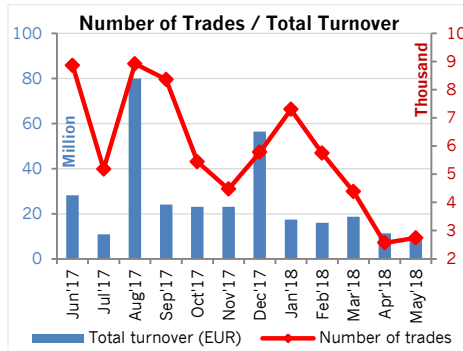
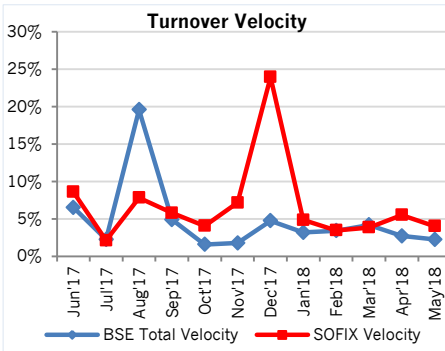
NATIONAL CLASSIFICATION OF ECONOMIC ACTIVITIES	Turnover	Market Cap.	Turnover
	( EUR )	( EUR )	Velocity
B Mining and quarrying	73 799	43 139 551	0.171%
C Manufacturing	762 673	1 461 581 854	0.052%
D Electricity, gas, steam and air conditioning supply	36 580	309 622 002	0.012%
F Construction	41 964	49 918 858	0.084%
G Wholesale and retail trade; repair of motor vehicles and motorcycles	113 951	200 301 501	0.057%
H Transportation and storage	96 171	123 685 383	0.078%
I Accommodation and food service activities	62 211	132 170 694	0.047%
J Information and communication	603 709	32 765 450	1.843%
K Financial and insurance activities	6 049 255	1 787 825 730	0.338%
L Real estate activities	760 943	391 726 152	0.194%
M Professional, scientific and technical activities	123 156	114 628 614	0.107%



# Market Summary

## BSE-SOFIA INDICES

	Market Cap (EUR)	% of total Market Cap	Turnover (EUR)	% of total turnover	Trades	% of all trades
SOFIX	1 759 276 740	37.86%	5 907 762	67.72%	1 480	59.11%
BGREIT	230 170 001	4.95%	847 628	9.72%	281	11.22%
BGTR30	2 881 108 247	61.99%	7 041 631	80.71%	1 886	75.32%
BGBX40	3 173 733 660	68.29%	6 589 447	75.53%	2 192	87.54%

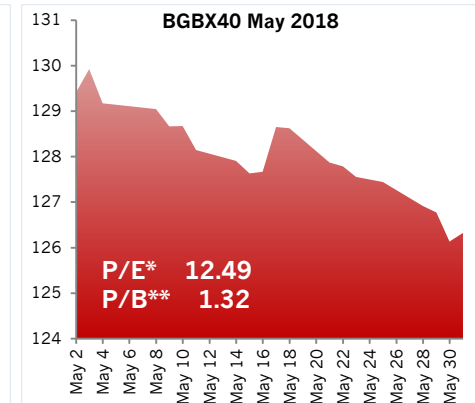
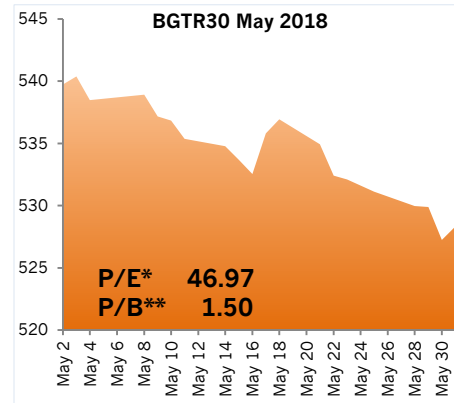
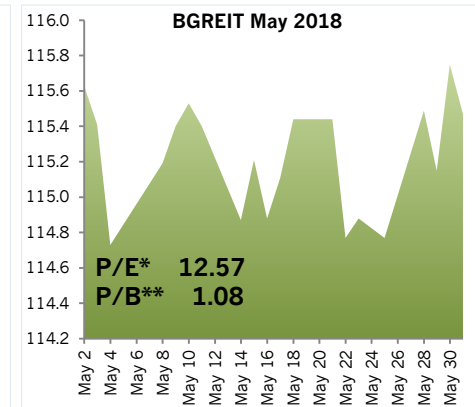
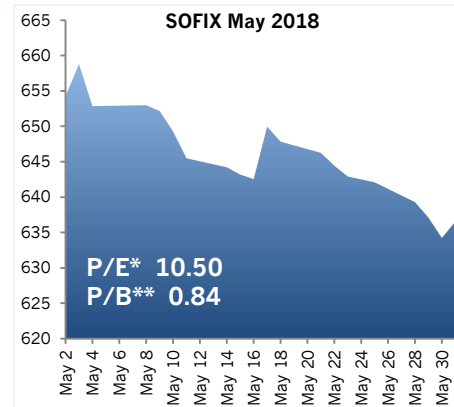


### Liquidity Ranking

BSE Code	TOP 5 Issuer	Trades	Volume (lots)	Turnover (EUR)
6C4	Chimimport AD	243	590 440	693 309
3JR	Sopharma AD	203	176 402	379 884
6A6	Advance Terrafund REIT	168	151 455	170 369
SKK	Sirma Group Holding JSC	151	193 285	92 039
5F4	First Investment Bank AD	112	54 157	106 496

### BSE-Sofia Members

TOP 5 Trades	Turnover ('000 EUR)
Karoll	1 746 Allianz Bank Bulgaria 5 098
Elana Trading	841 Real Finance 2 060
First Financial Brokerage House	643 First Financial Brokerage House 1 758
BenchMark Finance	475 D.I.S.L. Securities 1 618
UG Market	289 UG Market 1 483



\* P (prices) are weighted-average

\*\* Financial reports data (ttm)



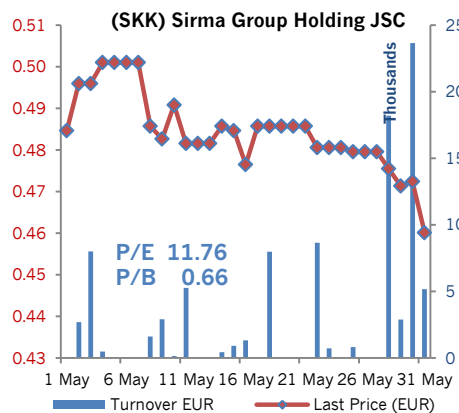
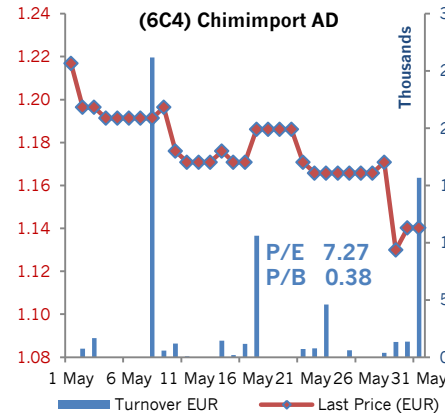
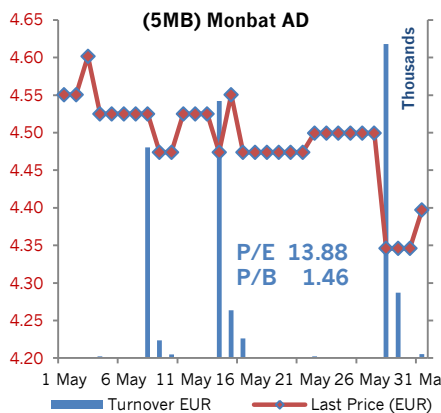
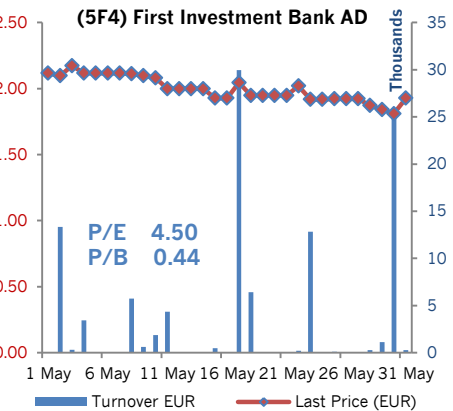
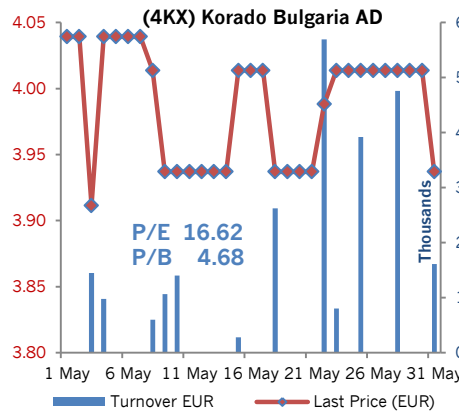
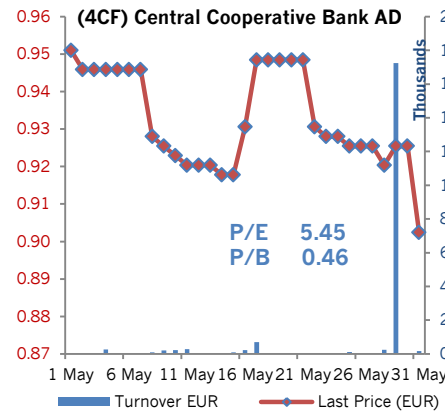
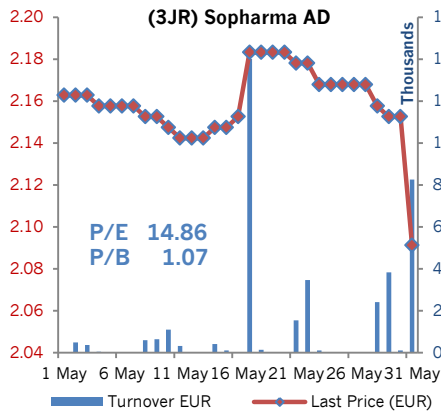
# Market Summary

## PREMIUM MARKET



Trading on regulated market in May

Ticker	Company	Industry	Last Price (EUR)	Change	Issue Size (Shares)	Market Capitalisation (EUR)	Trades (#)	Volume (lots)	Value (EUR)
SKK	Sirma Group Holding JSC	Software Development	0.460	-5.06%	59 360 518	27 315 496	151	193 285	92 039
3JR	Sopharma AD	Pharmaceuticals	2.091	-3.31%	134 797 899	281 887 182	203	176 402	379 884
4CF	Central Cooperative Bank AD	Banking	0.902	-5.11%	113 154 291	102 113 846	79	215 986	199 725
4KX	Korado Bulgaria AD	Manufacturing	3.937	-2.53%	13 168 614	51 844 142	50	6 315	25 182
5F4	CB First Investment Bank AD	Banking	1.928	-8.94%	110 000 000	212 032 743	112	54 157	106 496
5MB	Monbat AD	Batteries Manufacturer	4.397	-3.37%	39 000 000	171 487 297	53	28 302	125 697
6C4	Chimimport AD	Holding Company	1.140	-6.30%	239 646 267	273 240 095	243	590 440	693 309
					<b>TOTAL:</b>	<b>1 119 920 801</b>	<b>648</b>	<b>674 447</b>	<b>929 024</b>



### Premium Market Cap

