



BSE Main Market Summary

May 2015



CAPITALIZATION OF BSE MAIN MARKET			
As of 31 May 2015			
Market Segment	Capitalization (EUR)	Change Apr '15 %	Change May '14 %
Premium Equities Segment	757 358 925	-6.28%	-28.04%
Standard Equities Segment	2 653 836 166	1.96%	-21.46%
Special Purpose Vehicles Segment	292 571 036	-1.79%	3.24%
Total Capitalization	3 703 766 128	-0.14%	-21.44%

BSE INDICES

SOFIX

Value	482.92
Monthly change	-3.93%
Annual change	-20.21%
P/E	12.27
P/B	0.97

BGBX 40

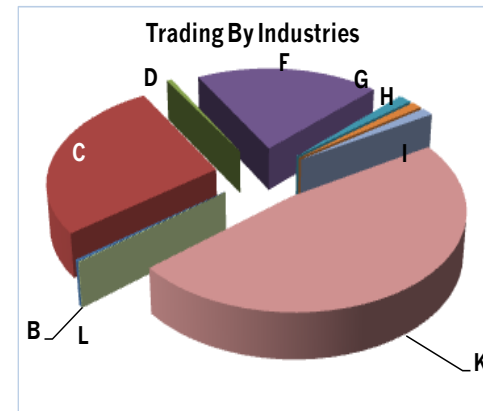
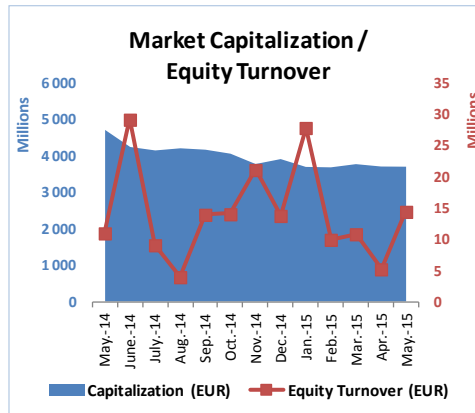
Value	97.29
Monthly change	-3.96%
Annual change	-18.86%
P/E	13.31
P/B	1.02

BG TR30

Value	392.21
Monthly change	-3.02%
Annual change	-10.90%
P/E	32.73
P/B	1.37

BG REIT

Value	93.49
Monthly change	-2.45%
Annual change	-4.44%
P/E	28.42
P/B	0.64



MONTHLY TRADING BY BSE MAIN MARKET SEGMENTS				
Market Segment	May 2015		Change Apr' 15	Change May 14
	Trades	Turnover (EUR)	Turnover %	Turnover %
Premium Equities Segment	2 044	3 344 117	289.78%	43.72%
Standard Equities Segment	2 006	10 793 678	232.50%	121.23%
Special Purpose Vehicles Segment	569	1 470 601	20.89%	-62.08%
Bonds Segment	32	364 708	-95.69%	-96.86%
Compensatory Instruments Segment	204	398 011	-60.80%	-61.70%
Exchange Traded Products Segment	3	5	2162.50%	n.a.
Subscription Rights Segment	12	199	-75.66%	n.a.
TOTAL:	4 870	16 371 318	10.66%	-28.44%

TRADING BY INDUSTRIES

(ACCORDING TO NACE.BG* – 2008)

	Turnover (EUR)	Market Cap. (EUR)	Turnover Velocity
B Mining and quarrying	53 349	44 389 973	0.120%
C Manufacturing	4 262 296	1 142 655 378	0.373%
D Electricity, gas, steam and air conditioning supply	88 142	285 304 297	0.031%
F Construction	3 149 092	95 288 609	3.305%
G Wholesale and retail trade; repair of motor vehicles and motorcycles	223 002	204 660 902	0.109%
H Transportation and storage	177 456	102 114 102	0.174%
I Accommodation and food service activities	210 820	113 783 439	0.185%
K Financial and insurance activities	7 410 716	8 753 558	84.659%
L Real estate activities	13 331	1 367 444 825	0.001%
M Professional, scientific and technical activities	20 192	62 665 822	0.032%

* Values as of 30 May 2015

** P (prices) are weight-average

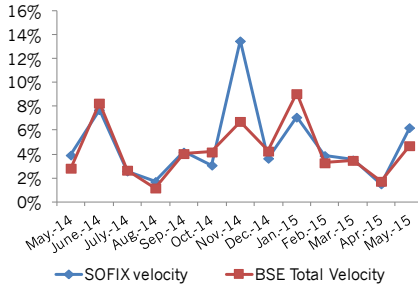
*** Financial reports data (ttm)

* National Classification of Economic Activities

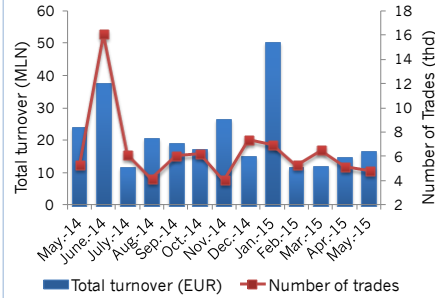


Market Summary

Turnover Velocity



Number of Trades/Total Turnover



BSE-SOFIA INDICES

	Market Cap (EUR)	% of total Market Cap	Total turnover (EUR)	% of total turnover	All Trades	% of all trades
SOFIX	1 314 193 761	35.48%	6 819 687	43.69%	2 499	54.10%
BGBX 40	2 287 810 170	61.77%	11 242 761	72.03%	3 794	82.14%
BGREIT	186 233 210	5.03%	1 562 685	10.01%	440	9.53%
BGTR30	1 974 900 671	53.32%	10 221 181	65.49%	3 236	70.06%

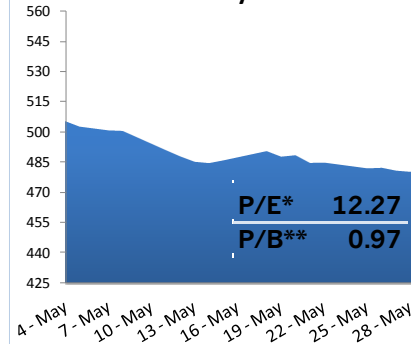
Liquidity Ranking

BSE Code	Issuer	Trades	Volume (lots)	Turnover (EUR)
6C4	Chimimport AD-Sofia	885	1 047 759	858 363
4CF	CB Central Cooperative Bank AD-Sofia	404	548 909	282 864
E4AP	Enemona AD-Kozloduy	279	281 427	34 507
6A6	Advance Terrafund REIT-Sofia	236	924 213	1 187 453
3JR	Sopharma AD-Sofia	175	528 091	856 104

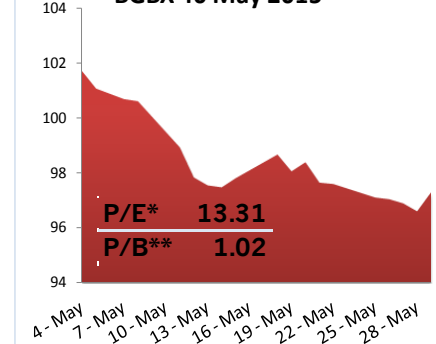
MEMBERS

Trades	Turnover ('000 EUR)
Inv. Intermediary "Karoll"	2 691
Inv. Intermediary "Elana Trading"	1 730
Inv. Intermediary "First Financial Brokerage House"	703
Inv. Intermediary "BenchMark Finance"	701
Inv. Intermediary "Capman"	469
Inv. Intermediary "First Financial Brokerage House"	7 805
Inv. Intermediary "Elana Trading"	7 348
Inv. Intermediary "Capman"	6 319
Inv. Intermediary "Karoll"	3 231
Inv. Intermediary "Euro - Finance"	2 936

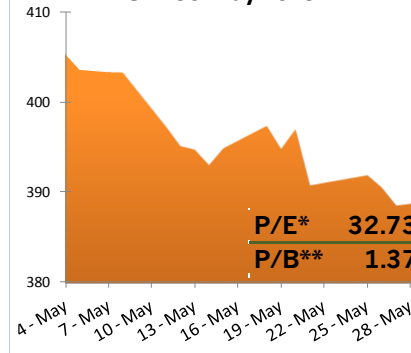
SOFIX May 2015



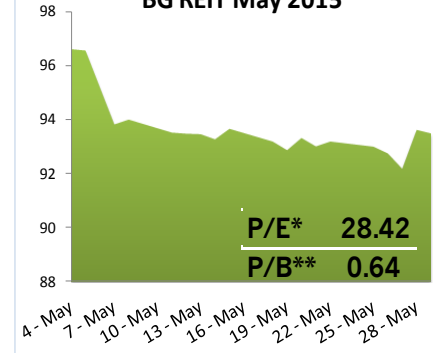
BGBX 40 May 2015



BG TR30 May 2015



BGREIT May 2015



* P (prices) are weight-average

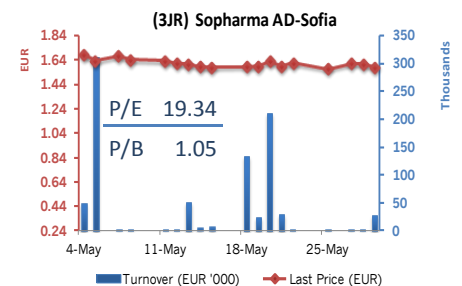
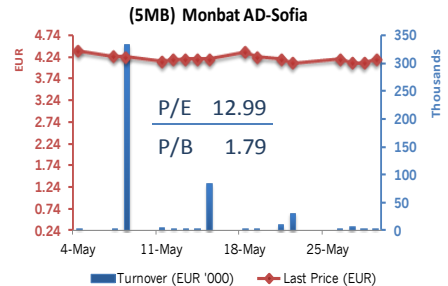
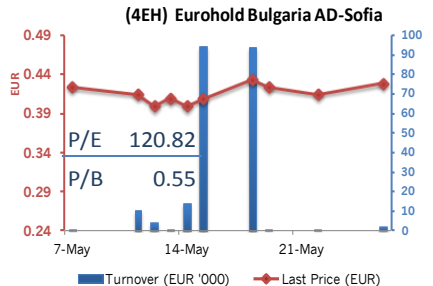
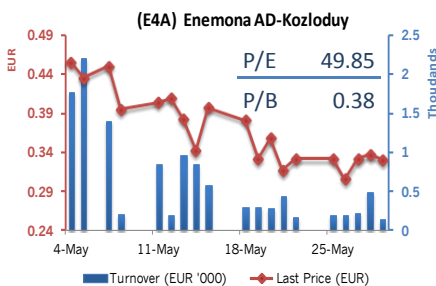
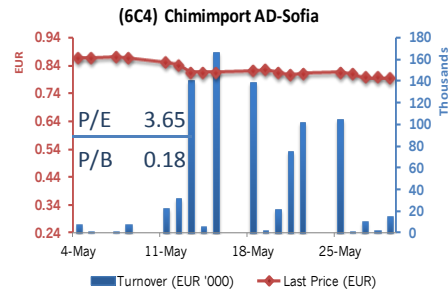
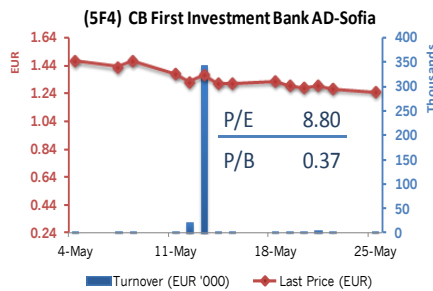
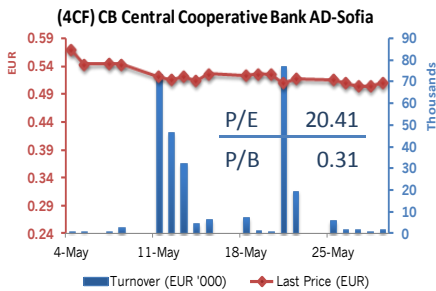
** Financial reports data (ttm)



Market Summary

PREMIUM MARKET

BSE Code	Company	Issue Size (Shares)	Market Capitalization (EUR)	Trading on regulated market in May		
				Trades (#)	Volume (lots)	Value (EUR)
4CF	CB Central Cooperative Bank AD-Sofia	113 154 291	57 912 725	404	548 909	282 864
5F4	CB First Investment Bank AD-Sofia	110 000 000	143 248 646	173	497 765	635 483
6C4	Chimimport AD-Sofia	150 858 809	120 404 432	885	1 047 759	858 363
E4A	Enemona AD-Kozloduy	11 933 600	3 953 806	169	30 133	11 662
4EH	Eurohold Bulgaria AD-Sofia	127 345 000	54 692 790	131	537 370	221 125
5MB	Monbat AD-Sofia	39 000 000	163 491 203	107	113 288	478 516
3JR	Sopharma AD-Sofia	134 797 899	213 655 321	175	528 091	856 104
Total			757 358 925	2 044	3 303 315	3 344 117



CB CENTRAL COOPERATIVE BANK AD
Banking
www.ccbank.bg

CB FIRST INVESTMENT BANK AD
Banking
www.fibank.bg

CHIMIMPORT AD
Holding Company
www.chimimport.bg

ENEMONA AD
Engineering
www.enemona.bg

EUROHOLD BULGARIA AD
Car Sales-Leasing-Insurance
www.eurohold.bg

MONBAT AD
Batteries Manufacturer
www.monbat.bg

SOPHARMA AD
Pharmaceuticals
www.sopharma.bg