



CAPITALIZATION OF BSE MAIN MARKET

As at 31 Mar 2024			
Market Segment	Capitalization (EUR)	Change Feb 24 %	Change Mar 23 %
Premium Equities Segment	1 796 365 237	3,35%	52,54%
Standard Equities Segment	4 051 340 203	1,33%	4,81%
Special Purpose Vehicles Segment	651 034 393	-0,16%	8,23%
Total Capitalization	6 498 739 833	1,73%	15,13%

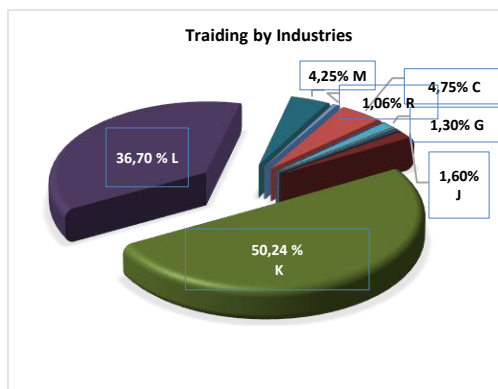
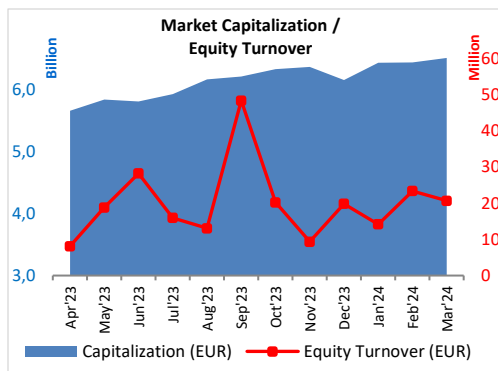
BSE INDICES *

SOFIX	
Value *	807,47
Monthly change	2,42%
Annual change	32,20%
P/E **	11,41
P/B **	1,75

BGREIT	
Value *	191,51
Monthly change	0,34%
Annual change	1,88%
P/E **	25,10
P/B **	2,51

BGTR30	
Value *	818,94
Monthly change	1,63%
Annual change	13,17%
P/E **	31,65
P/B **	2,28

BGBX40	
Value *	164,88
Monthly change	1,61%
Annual change	17,58%
P/E **	15,44
P/B **	1,86



MONTHLY TRADING BY BSE MAIN MARKET SEGMENTS

Market Segment	March 2024		Change	Change
	Trades	Turnover (EUR)	Feb 24	Mar 23
			Turnover %	Turnover %
Premium Equities Segment	2 458	4 894 637	27,01%	85,92%
Standard Equities Segment	2 102	12 581 021	-30,11%	117,31%
Special Purpose Vehicles Segment	428	3 145 636	120,31%	201,78%
Bonds Segment	85	13 689 526	87,89%	7199,60%
Compensatory Instruments Segment	49	97 013	-50,64%	-38,02%
Exchange Traded Products Segment	70	122 374	-92,38%	-52,35%
Subscription Rights Segment	202	175 915	366,60%	3696,20%
Government Securities Segment	0	0	N/A	-100,00%
TOTAL:	5 394	34 706 123	7,09%	196,52%

TRADING BY INDUSTRIES ACCORDING TO

NATIONAL CLASSIFICATION OF ECONOMIC ACTIVITIES	Turnover	Market Cap.	Turnover
	(EUR)	(EUR)	Velocity
B Mining and quarrying	476	38 763 075	0,001%
C Manufacturing	979 967	2 067 947 482	0,047%
D Electricity, gas, steam and air conditioning supply	0	0	N/A
F Construction	5 796	49 987 985	0,012%
G Wholesale and retail trade; repair of motor vehicles and motorcycles	267 775	150 335 287	0,178%
H Transportation and storage	16 767	382 130 580	0,004%
I Accommodation and food service activities	126 676	55 494 292	0,228%
J Information and communication	329 591	72 527 142	0,454%
K Financial and insurance activities	10 360 966	2 878 597 378	0,360%
L Real estate activities	7 568 224	525 808 823	1,439%
M Professional, scientific and technical activities	875 925	168 673 489	0,519%
N Administrative and support service activities	0	1 127 399	0,000%
R Arts, entertainment and recreation	89 132	107 346 902	0,083%

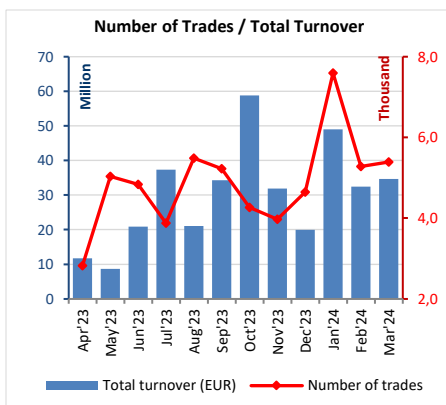
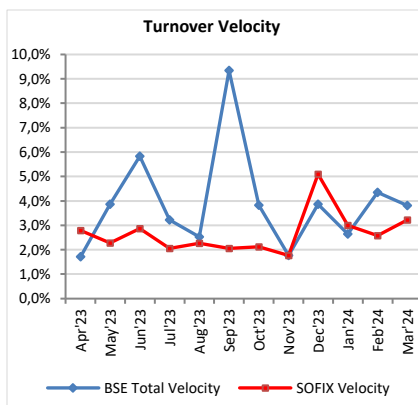
* Values as at 31 March 2024;

** P (prices) are weighted-average.

Earnings and Book value are Financial reports data (ttm)



Market Summary

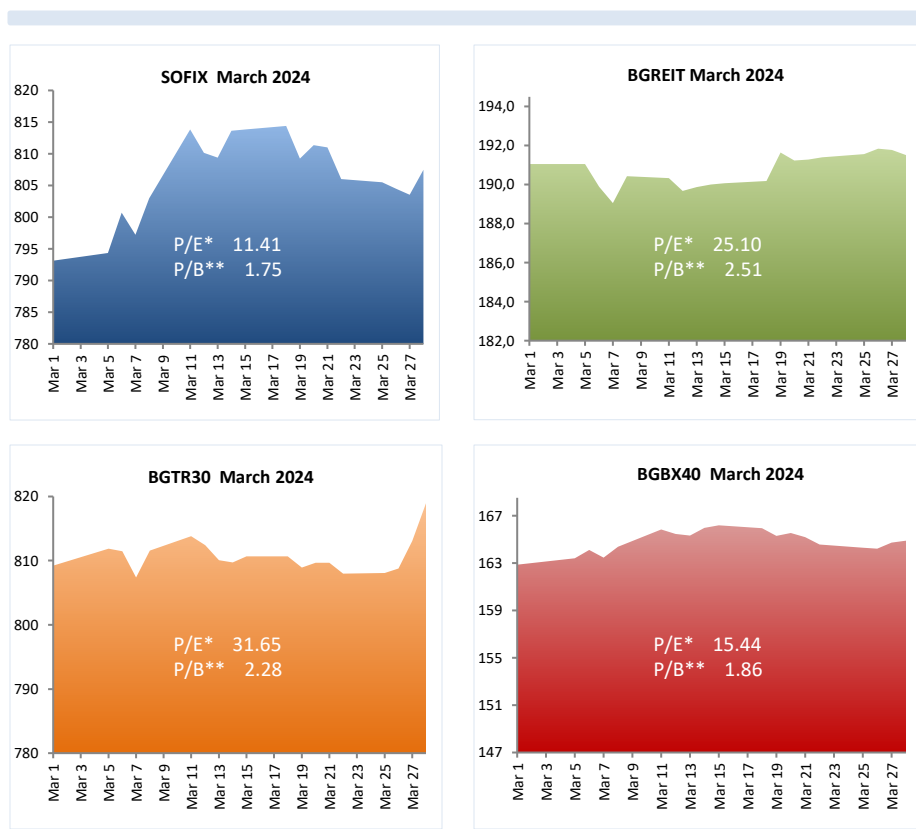


BSE INDICES

	Market Cap (EUR)	% of total Market Cap	Turnover (EUR)	% of total turnover	Trades	% of all trades
SOFIX	2 554 283 314	39,30%	6 857 782	33,26%	3 212	64,39%
BGREIT	394 956 202	6,08%	2 640 626	12,81%	365	7,32%
BGTR30	3 782 398 286	58,20%	17 115 603	83,00%	3 757	75,32%
BGBX40	3 997 494 788	61,51%	16 350 043	79,29%	4 621	92,64%

Liquidity Ranking					
BSE Code	Issuer	Trades	Volume (lots)	Turnover (EUR)	
SLYG	Shelly Group	734	83 420	2 777 656	TOP 5
SFA	Sopharma	549	165 334	539 381	
DUH	Doverie United Holding PLC	276	67 988	316 012	
BSE	Bulgarian Stock Exchange	272	39 355	305 887	
FIB	CB First Investment Bank	244	203 449	269 602	

BSE- Members		
Trades		Turnover (EUR '000)
Karoll	4 123 Central Cooperative Bank	19 783
Elana Trading	2 035 ABV Investments	13 233
BenchMark Finance	1 130 UG Market	7 426
First Financial Brokerage House	588 Karoll	5 817
Real Finance	455 Real Finance	5 095



* P (prices) are weighted-average

** Financial reports data (ttm)



Market Summary

PREMIUM MARKET



Trading on regulated market in March										
Ticker	Company	Industry	Last Price (EUR)	Change	Issue Size (Shares)	Market Capitalisation (EUR)	Trades (#)	Volume (lots)	Value (EUR)	
AGH	Agria Group Holding	Financial and insurance activities	9,740	-6,16%	6 800 000	66 232 750	199	21 275	213 338	
BSE	Bulgarian Stock Exchange	Professional, scientific and technical activities	7,823	-0,33%	6 582 860	51 496 172	272	39 355	305 887	
CCB	CB Central Cooperative Bank	Financial and insurance activities	0,782	0,00%	127 129 970	99 450 798	28	67 309	53 722	
CHIM	Chimimport	Financial and insurance activities	0,359	-0,57%	239 646 267	86 015 492	123	148 088	52 759	
FIB	CB First Investment Bank	Financial and insurance activities	1,248	-12,86%	149 084 800	185 991 069	244	203 449	269 602	
KBG	Korado Bulgaria	Financial and insurance activities	2,229	-0,91%	13 168 614	29 355 904	30	3 785	8 326	
MONB	Monbat	Manufacturing	1,626	-15,87%	39 000 000	63 410 419	120	41 157	71 617	
SFA	Sopharma	Manufacturing	3,170	0,65%	179 100 063	567 748 930	549	165 334	539 381	
SGH	Sirma Group Holding	Manufacturing	0,383	5,63%	59 360 518	22 762 913	159	1 618 458	602 349	
SLYG	Shelly Group	Professional, scientific and technical activities	34,563	14,19%	18 050 945	623 900 790	734	83 420	2 777 656	
TOTAL:						1 796 365 237	2 458	2 391 630	4 894 637	

