



## CAPITALIZATION OF BSE MAIN MARKET

As at 01 Mar 2023		Change	Change
Market Segment	Capitalization ( EUR )	Feb 23 %	Mar 22 %
Premium Equities Segment	1 177 654 098	-2,93%	32,43%
Standard Equities Segment	3 865 459 632	-1,03%	-12,51%
Special Purpose Vehicles Segment	601 545 785	2,08%	7,77%
<b>Total Capitalization</b>	<b>5 644 659 515</b>	<b>-1,11%</b>	<b>-3,77%</b>

### BSE INDICES \*

#### SOFIX

Value *	610,79
Monthly change	-2,87%
Annual change	-2,55%
P/E **	5,34
P/B **	1,21

#### BGREIT

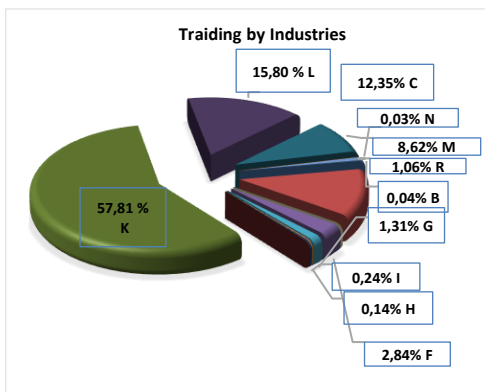
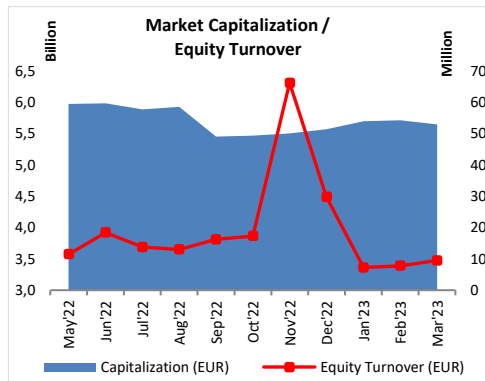
Value *	187,97
Monthly change	0,74%
Annual change	7,39%
P/E **	8,51
P/B **	1,35

#### BGTR30

Value *	723,66
Monthly change	-1,72%
Annual change	-1,47%
P/E **	62,88
P/B **	1,69

#### BGBX40

Value *	140,23
Monthly change	-1,90%
Annual change	-3,54%
P/E **	6,78
P/B **	1,92



## MONTHLY TRADING BY BSE MAIN MARKET SEGMENTS

Market Segment	March 2023		Change	Change
	Trades	Turnover	Feb 23	Mar 22
		( EUR )	Turnover %	Turnover %
Premium Equities Segment	1 726	2 632 673	24,97%	-39,30%
Standard Equities Segment	2 407	5 789 419	9,67%	-91,42%
Special Purpose Vehicles Segment	394	1 042 358	171,60%	-68,97%
Bonds Segment	12	187 538	-75,80%	-95,40%
Compensatory Instruments Segment	48	156 518	72,39%	-33,09%
Exchange Traded Products Segment	166	256 823	-86,89%	-21,20%
Subscription Rights Segment	7	4 634	3 014,53%	110,72%
Government Securities Segment	4	1 634 547	N/A	218,89%
<b>TOTAL:</b>	<b>4 764</b>	<b>11 704 510</b>	<b>10,47%</b>	<b>-85,43%</b>

## TRADING BY INDUSTRIES ACCORDING TO

NATIONAL CLASSIFICATION OF ECONOMIC ACTIVITIES		Turnover	Market Cap.	Turnover
		( EUR )	( EUR )	Velocity
B	Mining and quarrying	3 716	35 011 809	0,011%
C	Manufacturing	1 168 486	1 767 656 472	0,066%
D	Electricity, gas, steam and air conditioning supply	80	180 177 348	0,000%
F	Construction	268 723	45 781 075	0,587%
G	Wholesale and retail trade; repair of motor vehicles and motorcycles	123 615	136 817 071	0,090%
H	Transportation and storage	13 167	307 984 478	0,004%
I	Accommodation and food service activities	22 737	58 989 995	0,039%
J	Information and communication	3 907	41 568 109	0,009%
K	Financial and insurance activities	5 471 540	2 316 698 092	0,236%
L	Real estate activities	1 494 989	469 088 199	0,319%
M	Professional, scientific and technical activities	815 693	189 002 635	0,432%
N	Administrative and support service activities	150	1 127 399	0,013%
R	Arts, entertainment and recreation	77 624	94 756 833	0,082%

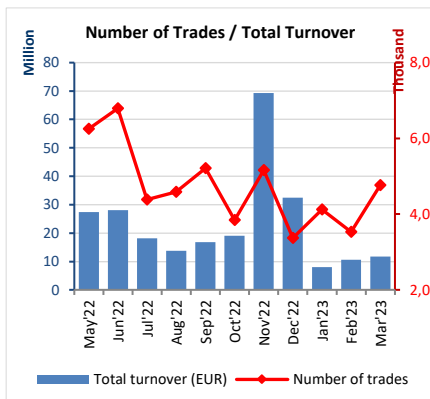
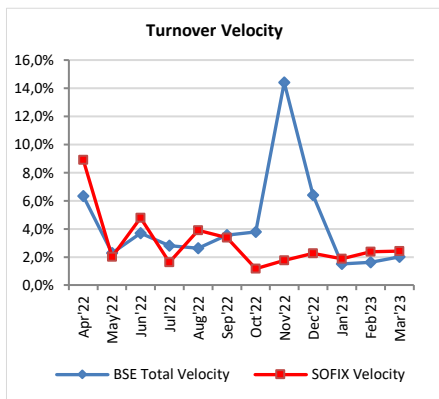
\* Values as at 31 March 2023;

\*\* P (prices) are weighted-average.

Earnings and Book value are Financial reports data (ttm)



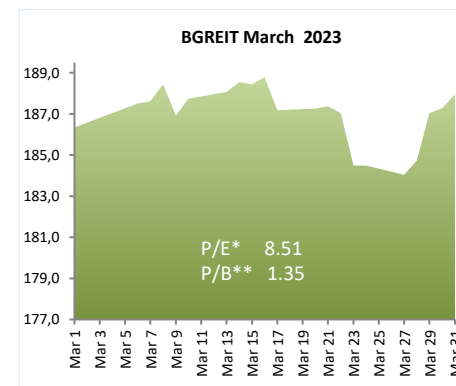
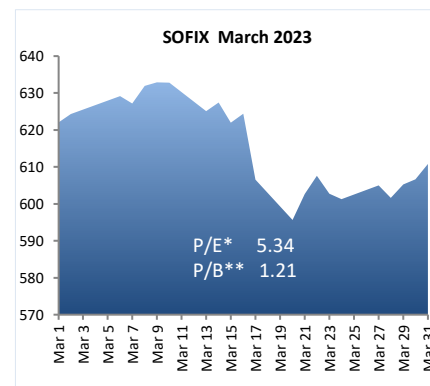
# Market Summary



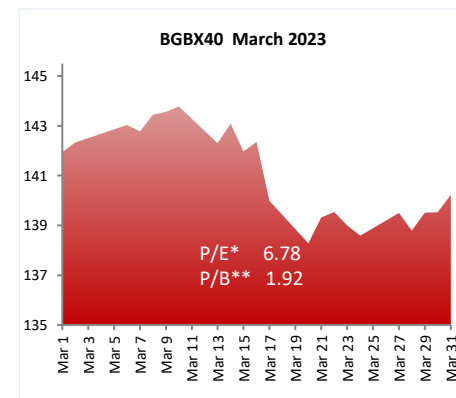
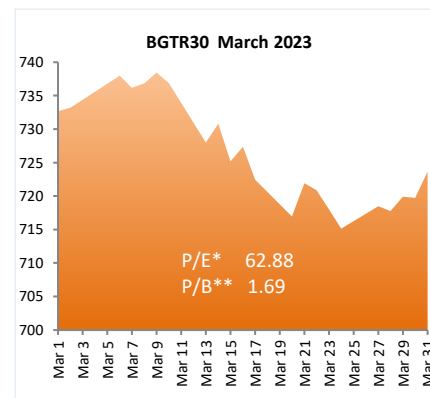
## BSE INDICES

	Market Cap (EUR)	% of total Market Cap	Turnover (EUR)	% of total turnover	Trades	% of all trades
SOFIX	1 981 781 680	35,11%	4 018 283	42,46%	2 854	63,04%
BGREIT	365 075 337	6,47%	790 302	8,35%	332	7,33%
BGTR30	3 132 733 350	55,50%	6 841 788	72,29%	3 662	80,89%
BGBX40	4 371 080 360	77,44%	6 856 154	72,44%	4 243	93,73%

Liquidity Ranking				
BSE Code	Issuer	Trades	Volume (lots)	Turnover (EUR)
EUBG	Eurohold Bulgaria	577	669 705	496 721
DUH	Doverie United Holding	312	186 071	756 127
AGH	Agria Group Holding	295	24 061	298 248
BSE	Bulgarian Stock Exchange	268	65 418	281 755
A4L	Allterco A	237	79 538	916 026



BSE- Members		
Trades		Turnover (EUR '000)
Karoll	3 339 Karoll	4 643
Elana Trading	2 068 Elana Trading	3 789
BenchMark Finance	929 Real Finance	2 602
First Financial Brokerage House	656 ABV Investments	2 286
Euro - Finance	475 Capman	1 976



\* P (prices) are weighted-average      \*\* Financial reports data (ttm)



# Market Summary

# PREMIUM MARKET



Trading on regulated market in March

Ticker	Company	Industry	Last Price (EUR)	Change	Issue Size (Shares)	Market Capitalisation (EUR)	Trades (#)	Volume (lots)	Value (EUR)
A4L	Allterco	Financial and insurance activities	11,248	-3,51%	17 999 999	202 471 574	237	79 538	916 026
AGH	Agria Group Holding	Professional, scientific and technical activities	12,271	-10,45%	6 800 000	83 442 835	295	24 061	298 248
BSE	Bulgarian Stock Exchange	Financial and insurance activities	4,346	-2,86%	6 582 860	28 608 984	268	65 418	281 755
CCB	CB Central Cooperative Bank	Financial and insurance activities	0,736	-12,73%	127 129 970	93 600 751	134	187 836	146 649
CHIM	Chimimport	Financial and insurance activities	0,380	-4,12%	239 646 267	91 161 718	157	255 058	97 467
FIB	CB First Investment Bank	Financial and insurance activities	1,115	-4,39%	149 084 800	166 172 348	126	101 287	112 276
KBG	Korado Bulgaria	Manufacturing	3,068	-0,83%	13 168 614	40 398 033	15	1 454	4 461
MONB	Monbat	Manufacturing	2,229	2,35%	39 000 000	86 940 071	107	109 649	242 740
SFA	Sopharma	Manufacturing	2,710	1,92%	134 797 899	365 281 678	227	138 074	368 672
SGH	Sirma Group Holding	Professional, scientific and technical activities	0,330	-4,44%	59 360 518	19 576 105	160	525 059	164 379
<b>TOTAL:</b>						<b>1 177 654 098</b>	<b>1 726 1 487 434</b>	<b>2 632 673</b>	

### Premium Market Cap

