



CAPITALIZATION OF BSE MAIN MARKET

As at 31 Mar 2022			
Market Segment	Capitalization (EUR)	Change	Change
		Feb 22 %	Mar 21 %
Premium Equities Segment	889 265 327	13,61%	29,90%
Standard Equities Segment	4 418 261 155	-1,30%	14,53%
Special Purpose Vehicles Segment	558 161 230	6,01%	32,58%
Total Capitalization	5 865 687 711	1,38%	18,18%

BSE INDICES *

SOFIX

Value *	626,76
Monthly change	5,30%
Annual change	24,78%
P/E **	7,42
P/B **	2,03

BGREIT

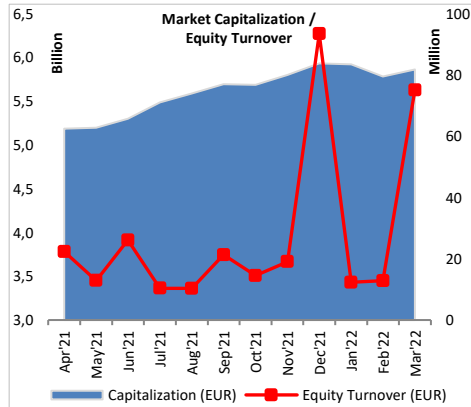
Value *	175,04
Monthly change	6,07%
Annual change	18,73%
P/E **	16,16
P/B **	1,48

BGTR30

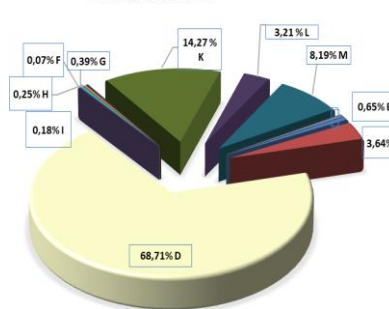
Value *	734,44
Monthly change	6,93%
Annual change	36,37%
P/E **	48,37
P/B **	1,99

BGBX40

Value *	145,38
Monthly change	5,84%
Annual change	28,48%
P/E **	8,63
P/B **	2,04



Trading by Industries



MONTHLY TRADING BY BSE MAIN MARKET SEGMENTS

Market Segment	March 2022		Change	Change
	Trades	Turnover	Feb 22	Mar 21
		(EUR)	Turnover	Turnover
			%	%
Premium Equities Segment	3 767	4 337 277	242,05%	398,09%
Standard Equities Segment	8 086	67 472 034	775,76%	599,04%
Special Purpose Vehicles Segment	991	3 358 668	-14,26%	83,86%
Bonds Segment	34	4 076 005	608,89%	353,98%
Compensatory Instruments Segment	63	233 921	46,46%	-6,49%
Exchange Traded Products Segment	292	325 928	-25,16%	273,01%
Subscription Rights Segment	3	2 199	959,40%	N/A
Government Securities Segment	1	512 574	N/A	9 151,86
TOTAL:	13 237	80 318 606	471,24%	490,99%

TRADING BY INDUSTRIES ACCORDING TO

NATIONAL CLASSIFICATION OF ECONOMIC ACTIVITIES		Turnover	Market Cap.	Turnover
		(EUR)	(EUR)	Velocity
B	Mining and quarrying	488 021	25 883 731	1,885%
C	Manufacturing	2 734 944	1 627 553 126	0,168%
D	Electricity, gas, steam and air conditioning supply	51 650 445	431 345 814	11,974%
F	Construction	54 687	45 781 075	0,119%
G	Wholesale and retail trade; repair of motor vehicles and motorcycles	290 749	116 170 872	0,250%
H	Transportation and storage	185 913	330 151 634	0,056%
I	Accommodation and food service activities	131 580	62 922 661	0,209%
J	Information and communication	32 702	44 013 292	0,074%
K	Financial and insurance activities	10 723 789	2 468 993 895	0,434%
L	Real estate activities	2 411 006	381 207 549	0,632%
M	Professional, scientific and technical activities	6 153 239	222 847 709	2,761%
N	Administrative and support service activities	51 484	1 027 697	5,010%
R	Arts, entertainment and recreation	258 493	107 788 659	0,240%

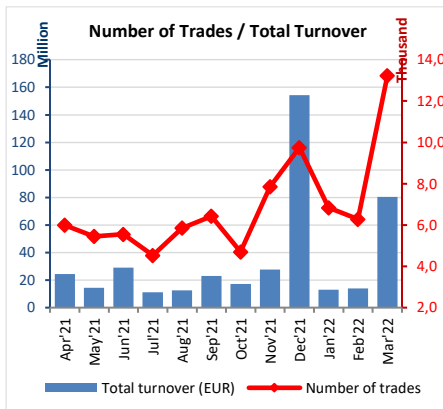
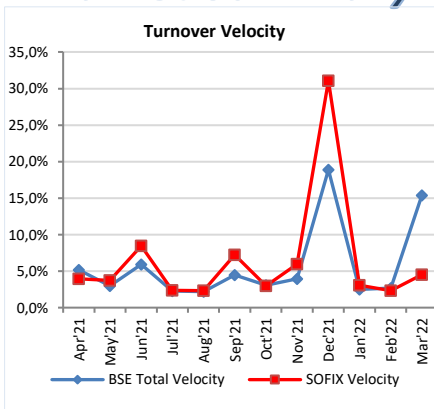
* Values as at 31 March 2022;

** P (prices) are weighted-average.

Earnings and Book value are Financial reports data (ttm)



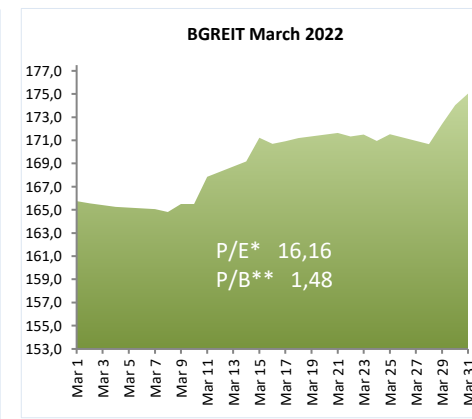
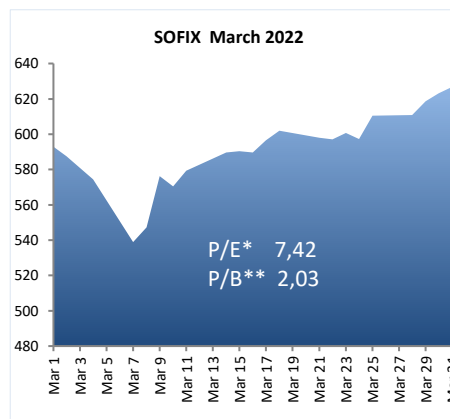
Market Summary



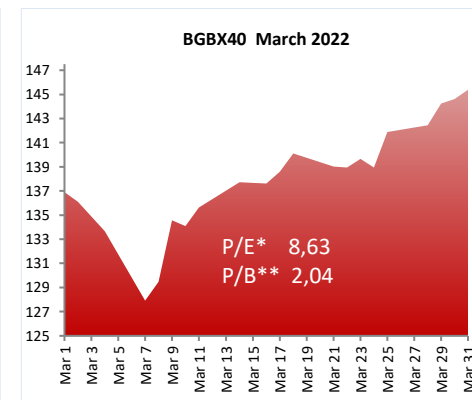
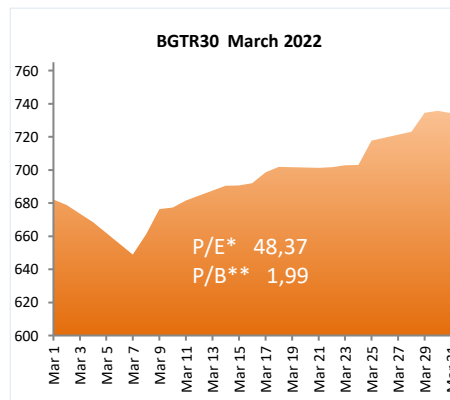
BSE INDICES

	Market Cap (EUR)	% of total Market Cap	Turnover (EUR)	% of total turnover	Trades	% of all trades
SOFIX	2 184 188 576	37,24%	8 239 610	10,96%	6 964	54,22%
BGREIT	352 053 862	6,00%	2 878 685	3,83%	832	6,48%
BGTR30	3 550 853 033	60,54%	49 534 120	65,90%	10 373	80,76%
BGBX40	4 570 204 973	77,91%	49 537 514	65,90%	12 145	94,56%

Liquidity Ranking					
BSE Code	Issuer	Trades	Volume (lots)	Turnover (EUR)	
AGH	Agria Group Holding	2 125	484 826	5 272 491	Top 5
DUH	Doverie United Holding	1 378	426 851	1 608 531	
CHIM	Chimimport	1 208	2 002 295	1 011 843	
FIB	CB First Investment Bank	1 072	741 013	899 802	
A4L	Allterco	803	123 107	1 076 777	



BSE- Members			
Trades		Turnover (EUR '000)	
Karoll	11 630 DSK Bank	51 562	Top 5
Elana Trading	5 645 Texim Bank	33 597	
BenchMark Finance	2 389 Real Finance	23 769	
UG Market	1 573 Karoll	13 224	
First Financial Brokerage House	1 480 Elana Trading	10 518	



* P (prices) are weighted-average ** Financial reports data (ttm)



Market Summary

PREMIUM MARKET



Trading on regulated market in March

Ticker	Company	Industry	Last Price (EUR)	Change	Issue Size (Shares)	Market Capitalisation (EUR)	Trades (#)	Volume (lots)	Value (EUR)
CCB	CB Central Cooperative Bank	Pharmaceuticals	0,716	27,27%	127 129 970	91 000 730	539	732 391	493 288
CHIM	Chimimport	Banking	0,503	21,48%	239 646 267	120 568 724	1 208	2 002 295	1 011 843
FIB	CB First Investment Bank	Manufacturing	1,268	45,88%	149 084 800	189 040 103	1 072	741 013	899 802
KBG	Korado Bulgaria	Banking	3,732	6,57%	13 168 614	49 150 940	50	11 569	39 538
MONB	Monbat	Batteries Manufacturer	2,838	0,00%	39 000 000	110 669 128	170	146 549	396 183
SFA	Sopharma	Holding Company	2,321	0,89%	134 797 899	312 901 664	466	484 842	1 075 775
SGH	Sirma Group Holding	Software Development	0,268	2,94%	59 360 518	15 934 039	262	1 616 208	420 849
TOTAL:						889 265 327	3 767	5 734 867	4 337 277

