



BSE Main Market Summary

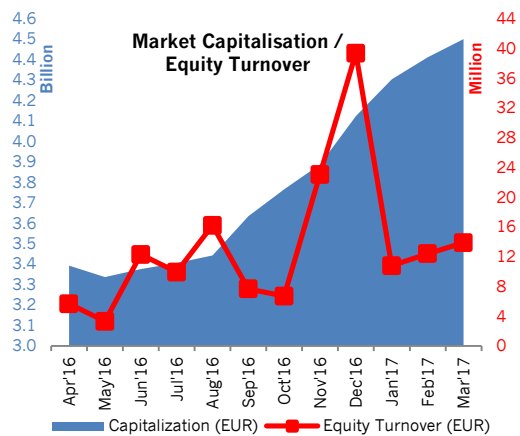
March 2017



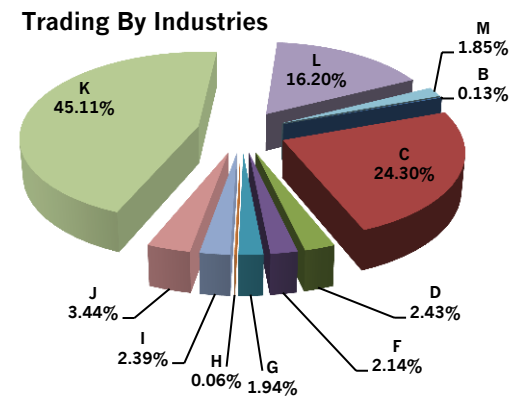
CAPITALISATION OF BSE MAIN MARKET

As at March 31, 2017			
Market Segment	Capitalization (EUR)	Change	Change
		Feb 17 %	Mar 16 %
Premium Equities Segment	1 024 310 578	7.94%	75.19%
Standard Equities Segment	3 149 130 220	-0.12%	22.18%
Special Purpose Vehicles Segment	326 692 699	5.70%	15.40%
Total Capitalisation	4 500 133 497	2.02%	30.62%

BSE INDICES *	
SOFIX	
Value	633.99
Monthly change	3.74%
Annual change	42.04%
P/E	12.74
P/B	1.59
BGREIT	
Value	108.59
Monthly change	0.70%
Annual change	8.59%
P/E	10.21
P/B	1.24



BGTR30	
Value	503.81
Monthly change	3.65%
Annual change	35.08%
P/E	45.40
P/B	1.62



BGBX40	
Value	124.9
Monthly change	3.60%
Annual change	39.74%
P/E	14.76
P/B	1.42

* Values as at March, 31, 2017,
P (prices) are weighted-average,
Earnings and Book value are Financial
reports data (tm)

MONTHLY TRADING BY BSE MAIN MARKET SEGMENTS

Market Segment	March 2017		Change	Change
	Trades	Turnover (EUR)	Feb 17 Turnover %	Mar 16 Turnover %
	Premium Equities Segment	2 475	3 316 193	-10.63%
Standard Equities Segment	4 256	9 502 313	109.60%	329.81%
Special Purpose Vehicles Segment	688	1 075 846	-74.06%	59.91%
Bonds Segment	15	5 424 526	2 768.79%	576.64%
Compensatory Instruments Segment	110	82 791	-57.19%	-79.00%
Exchange Traded Products Segment	160	162 719	-27.68%	N/A
Subscription Rights Segment	6	90	N/A	-99.12%
TOTAL:	7 710	19 564 479	50.51%	313.03%

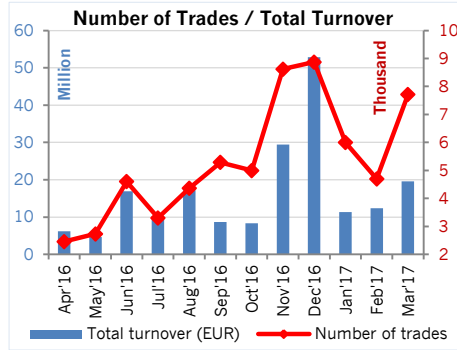
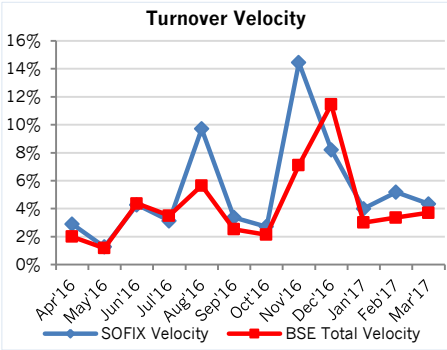
TRADING BY INDUSTRIES ACCORDING TO		Turnover	Market Cap.	Turnover
NATIONAL CLASSIFICATION OF ECONOMIC ACTIVITIES		(EUR)	(EUR)	Velocity
B	Mining and quarrying	18 639	43 889 804	0.042%
C	Manufacturing	3 376 656	1 544 853 475	0.219%
D	Electricity, gas, steam and air conditioning supply	337 256	288 591 544	0.117%
F	Construction	297 332	59 545 977	0.499%
G	Wholesale and retail trade; repair of motor vehicles and motorcycles	268 950	217 113 176	0.124%
H	Transportation and storage	8 082	125 184 710	0.006%
I	Accommodation and food service activities	332 543	146 298 031	0.227%
J	Information and communication	478 004	20 376 528	2.346%
K	Financial and insurance activities	6 267 951	1 640 034 117	0.382%
L	Real estate activities	2 251 558	306 651 339	0.734%
M	Professional, scientific and technical activities	257 381	107 594 796	0.239%



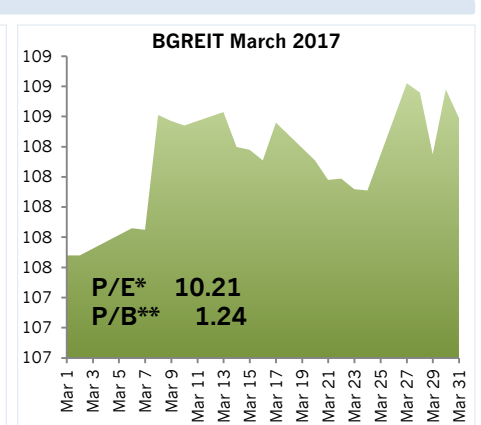
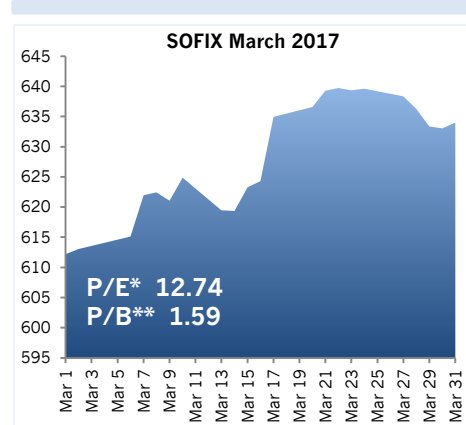
Market Summary

BSE-SOFIA INDICES

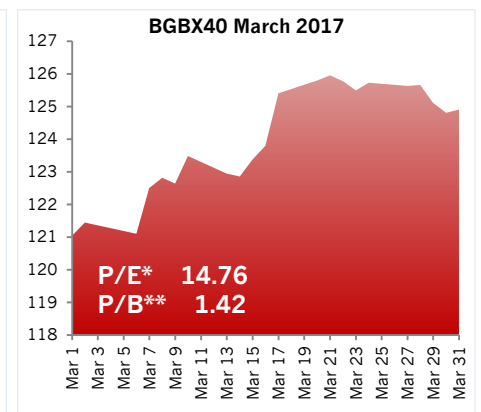
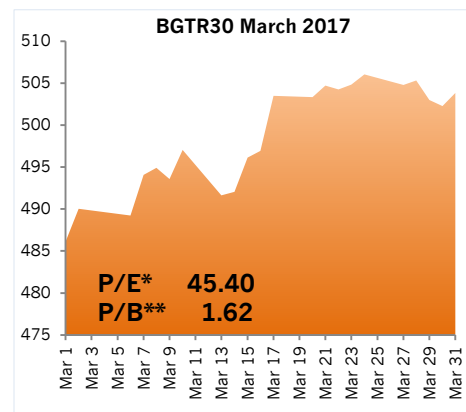
	Market Cap (EUR)	% of total Market Cap	Total turnover (EUR)	% of total turnover	All Trades	% of all trades
SOFIX	1 977 788 882	43.95%	7 161 684	51.54%	4 507	60.75%
BGREIT	212 948 010	4.73%	1 028 054	7.40%	555	7.48%
BGTR30	2 692 717 188	59.84%	8 996 538	64.75%	5 747	77.46%
BGBX40	3 216 238 951	71.47%	10 438 300	75.13%	6 940	93.54%



Liquidity Ranking					
BSE Code	TOP 5 Issuer	Trades	Volume (lots)	Turnover (EUR)	
6C4	Chimimport AD	736	1 066 088	853 560	
3JR	Sopharma AD	725	678 417	1 307 997	
4EH	Eurohold Bulgaria AD	548	2 389 271	1 129 229	
T57	Trace Group Hold AD	389	141 446	295 908	
5F4	CB First Investment Bank AD	386	177 694	395 888	



BSE-Sofia Members		
Trades		Turnover ('000 EUR)
Karoll	4 633 BenchMark Finance	6 740
Elana Trading	2 424 First Financial Brokerage House	5 193
BenchMark Finance	2 132 Karoll	4 176
First Financial Brokerage House	1 380 Euro - Finance	4 155
Capman	925 Capman	3 519



* P (prices) are weighted-average

** Financial reports data (ttm)



Market Summary

PREMIUM MARKET



Trading on regulated market in March

BSE Code	Company	Industry	Last Price (EUR)	Change	Issue Size (Shares)	Market Capitalisation (EUR)	Trades (#)	Volume (lots)	Value (EUR)
3JR	Sopharma AD	Pharmaceuticals	1.999	12.36%	134 797 899	269 481 389	725	678 417	1 307 997
4CF	CB Central Cooperative Bank AD	Banking	0.762	-3.87%	113 154 291	86 203 757	340	242 310	188 064
5F4	CB First Investment Bank AD	Banking	2.500	25.35%	110 000 000	275 023 903	386	177 694	395 888
5MB	Monbat AD	Batteries Manufacturer	5.320	2.21%	39 000 000	207 479 689	288	105 476	570 684
6C4	Chimimport AD	Holding Company	0.777	-5.53%	239 646 267	186 121 841	736	1 066 088	853 560
TOTAL:						1 024 310 578	2 475	2 269 985	3 316 193

