



BSE Main Market Summary

March 2014



CAPITALIZATION OF BSE MAIN MARKET			
As of 31 March 2014		Change	Change
Market Segment	Capitalization (EUR)	Feb '14 %	Mar '13 %
Premium Equities Segment	1 059 048 199	2.53%	73.08%
Standard Equities Segment	3 230 257 365	-0.18%	6.78%
Special Purpose Vehicles Segment	293 741 863	3.93%	10.53%
Total Capitalization	4 583 047 427	0.69%	17.43%

MONTHLY TRADING BY BSE MAIN MARKET SEGMENTS		Change		
Market Segment	March 2014		Feb '14	Mar '13
	Trades	Turnover (EUR)	Turnover %	Turnover %
Premium Equities Segment	5 599	7 181 396	-64.71%	196.96%
Standard Equities Segment	7 474	8 375 892	-35.98%	-72.84%
Special Purpose Vehicles Segment	1 291	1 735 726	-22.82%	128.72%
Bonds Segment	48	20 906 659	247.60%	85.12%
Compensatory Instruments Segment	580	3 306 595	59.56%	130.36%
Structured Products Segment	11	5 853	1280.11%	n.a.
Subscription Rights Segment	24	2 848	8762.42%	n.a.
TOTAL:	15 027	41 514 970	-5.15%	-11.21%

BSE INDICES

SOFIX

Value *	600.32
Monthly change	0.99%
Annual change	56.22%
P/E **	8.02
P/B ***	1.13

BGBX 40 ****

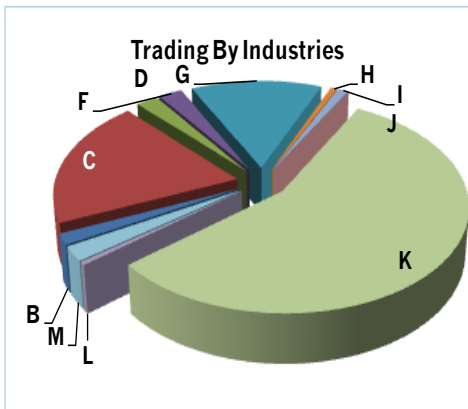
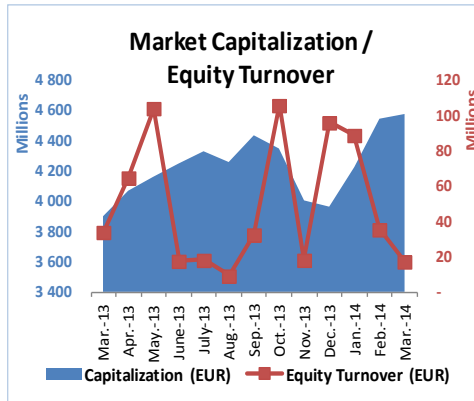
Value	120.75
Monthly change	1.05%
Annual change	51.05%
P/E	8.43
P/B	0.8

BG TR30

Value	443
Monthly change	3.24%
Annual change	55.32%
P/E	26.16
P/B	1.21

BG REIT

Value	97.12
Monthly change	4.23%
Annual change	11.47%
P/E	13.04
P/B	0.56



TRADING BY INDUSTRIES (ACCORDING TO NACE.BG* - 2008)	Turnover (EUR)	Market Cap. (EUR)	Turnover Velocity
B Mining and quarrying	287 639	57 519 401	0.500%
C Manufacturing	3 436 895	1 353 637 520	0.254%
D Electricity, gas, steam and air conditioning supply	379 503	301 712 174	0.126%
F Construction	419 599	106 151 336	0.395%
G Wholesale and retail trade; repair of motor vehicles and motorcycles	2 302 502	379 120 703	0.607%
H Transportation and storage	115 288	70 367 034	0.164%
I Accommodation and food service activities	178 598	117 275 808	0.152%
J Information and communication	64	12 344 605	0.001%
K Financial and insurance activities	9 705 062	1 883 541 185	0.515%
L Real estate activities	83 155	272 699 300	0.030%
M Professional, scientific and technical activities	384 710	28 678 362	1.341%

* Values as of 31 March 2014

** P (prices) are weight-average

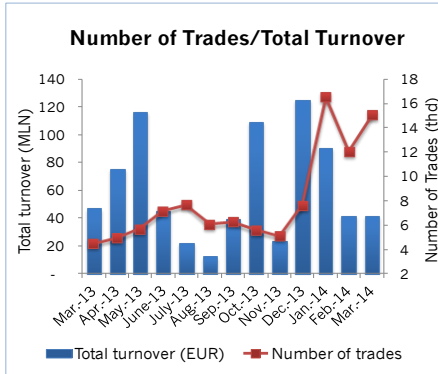
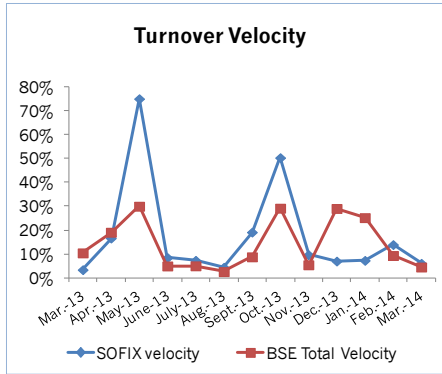
*** Financial reports data (ttm)

**** BGBX 40 is a new index of BSE-Sofia, which was introduced on 02 January 2014 to replace the BG 40 index

* National Classification of Economic Activities



Market Summary



BSE-SOFIA INDICES

	Market Cap (EUR)	% of total Market Cap	Total turnover (EUR)	% of total turnover	All Trades	% of all trades
SOFIX	1 965 537 748	42.89%	9 978 882	57.70%	8 366	58.24%
BGBX 40	2 978 762 753	65.44%	29 598 596	82.95%	10 279	79.65%
BGREIT	168 852 498	3.68%	1 235 841	7.15%	1 069	7.44%
BGTR30	2 099 078 429	45.80%	12 975 762	75.03%	9 971	69.42%

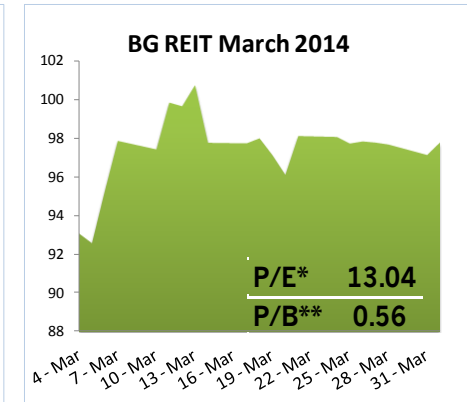
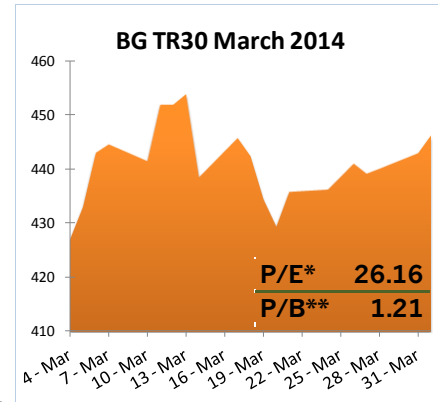
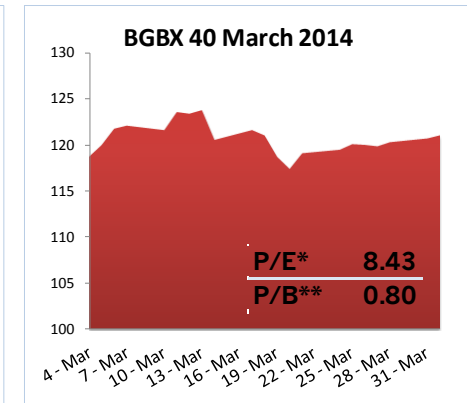
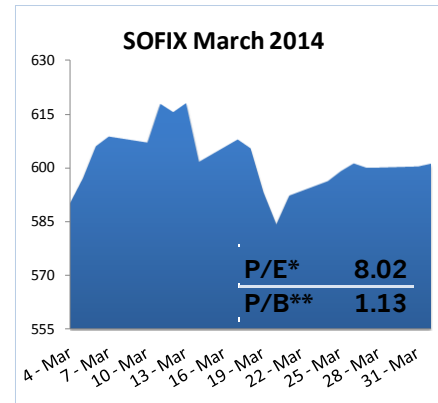
** BGBX 40 is a new index of BSE-Sofia, which was introduced on 02 January 2014 to replace the BG 40 index

LIQUIDITY RANKING

BSE Code	Issuer	Trades	Volume (lots)	Turnover (EUR)
6C4	Chimimport AD-Sofia	2 397	2 878 872	3 261 873
T43	Zarneni Hrani Bulgaria AD-Sofia	1 040	1 907 913	584 119
4CF	CB Central Cooperative Bank AD-Sofia	898	726 937	563 584
4EH	Eurohold Bulgaria AD-Sofia	830	710 784	398 520
3JR	Sopharma AD-Sofia	482	382 844	876 179

MEMBERS

Trades	Turnover ('000 EUR)
Inv. Intermediary "Karoll"	18 607
Inv. Intermediary "Elana Trading"	9 622
Inv. Intermediary "BenchMark Finance"	9 159
Inv. Intermediary "Aval IN"	7 236
Inv. Intermediary "First Financial Brokerage House"	6 932



* P (prices) are weight-average

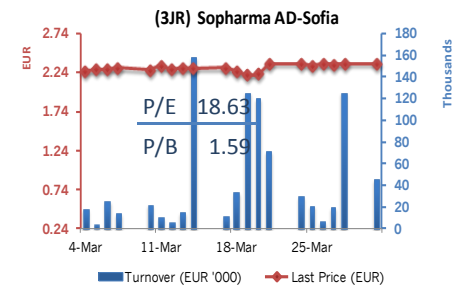
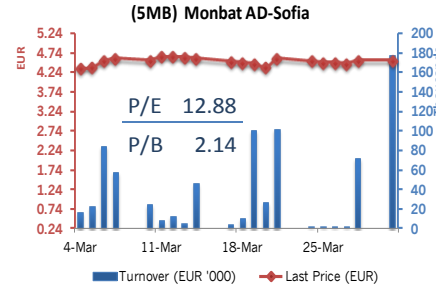
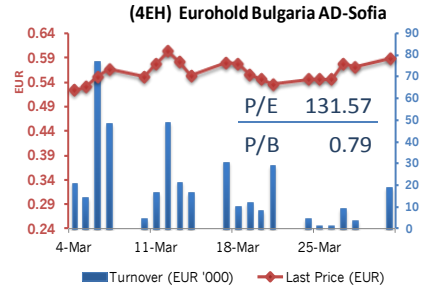
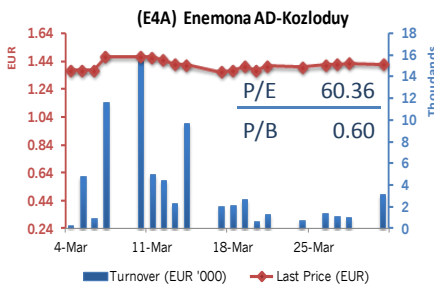
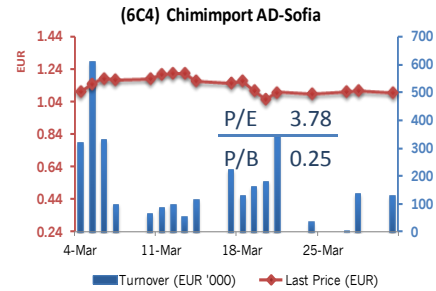
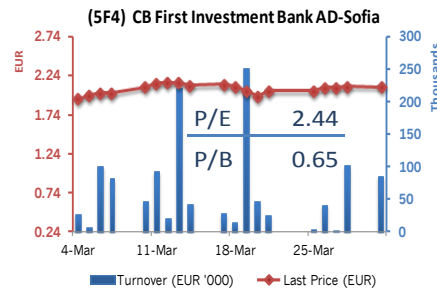
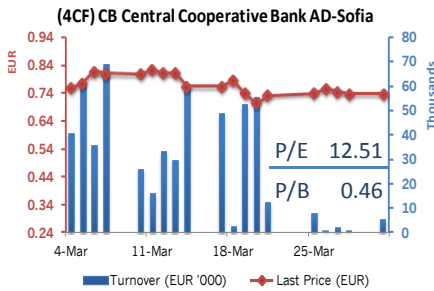
** Financial reports data (ttm)



Market Summary

PREMIUM MARKET

		Trading on regulated market in March				
BSE Code	Company	Issue Size (Shares)	Market Capitalization (EUR)	Trades (#)	Volume (lots)	Value (EUR)
4CF	CB Central Cooperative Bank AD-Sofia	113 154 291	83 484 578	898	726 937	563 584
5F4	CB First Investment Bank AD-Sofia	110 000 000	230 030 217	419	599 392	1 243 750
6C4	Chimimport AD-Sofia	150 858 809	165 835 701	2 397	2 878 872	3 261 873
E4A	Enemona AD-Kozloduy	11 933 600	16 962 317	225	49 908	70 849
4EH	Eurohold Bulgaria AD-Sofia	127 345 000	74 877 034	830	710 784	398 520
5MB	Monbat AD-Sofia	39 000 000	177 469 412	348	169 454	766 641
3JR	Sopharma AD-Sofia	132 000 000	310 388 940	482	382 844	876 179
Total			1 059 048 199	5 599	5 518 191	7 181 396



CB CENTRAL COOPERATIVE BANK AD
Banking
www.ccbank.bg

CB FIRST INVESTMENT BANK AD
Banking
www.fibank.bg

CHIMIMPORT AD
Holding Company
www.chimimport.bg

ENEMONA AD
Engineering
www.enemona.bg

EUROHOLD BULGARIA AD
Car Sales-Leasing-Insurance
www.eurohold.bg

MONBAT AD
Batteries Manufacturer
www.monbat.bg

SOPHARMA AD
Pharmaceuticals
www.sopharma.bg