



CAPITALIZATION OF BSE MAIN MARKET

As at 30 Jun 2023		Change	Change
Market Segment	Capitalization (EUR)	May 23 %	Jun 22 %
Premium Equities Segment	1 219 692 087	-2,72%	42,40%
Standard Equities Segment	3 975 625 441	-0,02%	-12,97%
Special Purpose Vehicles Segment	605 416 042	0,83%	9,29%
Total Capitalization	5 800 733 570	-0,51%	-2,97%

BSE INDICES *

SOFIX

Value *	669,9
Monthly change	0,49%
Annual change	9,24%
P/E **	6,18
P/B **	1,24

BGREIT

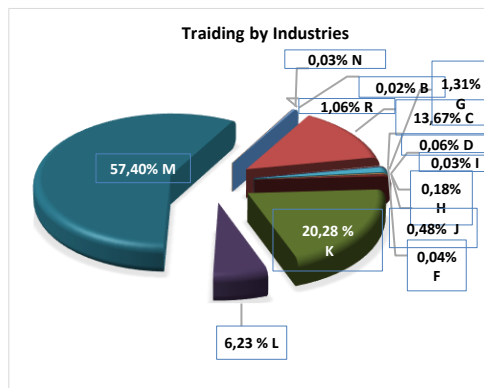
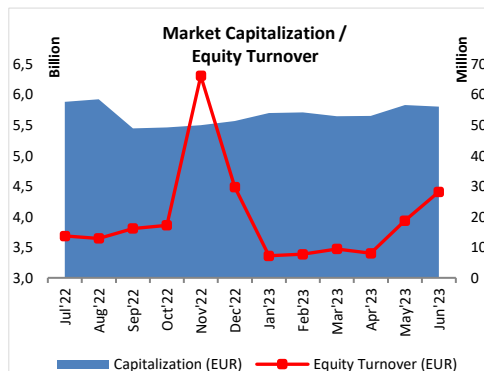
Value *	192,37
Monthly change	1,15%
Annual change	6,06%
P/E **	8,93
P/B **	1,39

BGTR30

Value *	756,67
Monthly change	0,88%
Annual change	2,12%
P/E **	71,34
P/B **	1,70

BGBX40

Value *	146,12
Monthly change	-1,08%
Annual change	1,38%
P/E **	7,78
P/B **	1,87



MONTHLY TRADING BY BSE MAIN MARKET SEGMENTS

Market Segment	June 2023		Change	Change
	Trades	Turnover (EUR)	May 23 Turnover %	Jun 22 Turnover %
	Premium Equities Segment	1 792	4 131 313	59,65%
Standard Equities Segment	2 125	23 160 020	61,90%	74,99%
Special Purpose Vehicles Segment	526	870 155	-52,89%	-52,92%
Bonds Segment	13	8 424 531	450,19%	-9,59%
Compensatory Instruments Segment	18	18 704	-67,36%	-34,07%
Exchange Traded Products Segment	324	709 954	43,66%	92,90%
Subscription Rights Segment	39	3 278	N/A	N/A
Government Securities Segment	0	0	-100,00%	N/A
TOTAL:	4 837	37 317 955	78,35%	32,90%

TRADING BY INDUSTRIES ACCORDING TO

NATIONAL CLASSIFICATION OF ECONOMIC ACTIVITIES

	Turnover (EUR)	Market Cap. (EUR)	Turnover Velocity
B Mining and quarrying	4 563	28 759 701	0,016%
C Manufacturing	3 848 854	1 818 326 004	0,212%
D Electricity, gas, steam and air conditioning supply	15 504	167 823 052	0,009%
F Construction	10 106	45 286 145	0,022%
G Wholesale and retail trade; repair of motor vehicles and motorcycles	367 721	134 461 675	0,273%
H Transportation and storage	50 328	305 884 859	0,016%
I Accommodation and food service activities	7 641	58 116 069	0,013%
J Information and communication	134 925	50 370 767	0,268%
K Financial and insurance activities	5 710 636	2 381 819 034	0,240%
L Real estate activities	1 753 492	512 815 334	0,342%
M Professional, scientific and technical activities	16 165 785	191 331 534	8,449%
N Administrative and support service activities	239	1 043 035	0,023%
R Arts, entertainment and recreation	91 693	104 696 361	0,088%

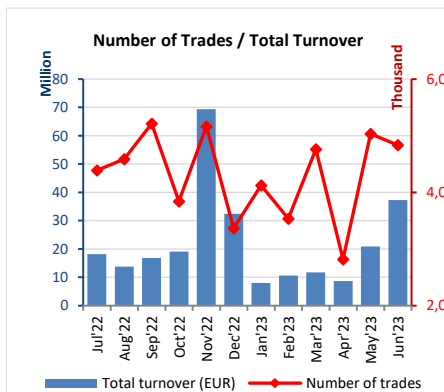
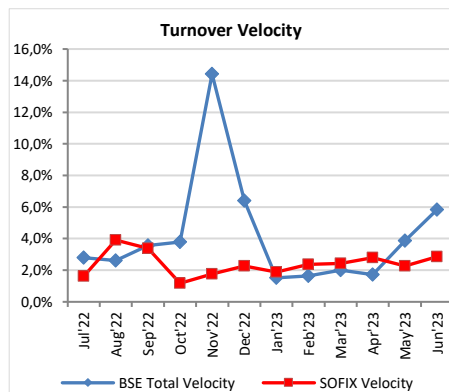
* Values as at 30 June 2023;

** P (prices) are weighted-average.

Earnings and Book value are Financial reports data (ttm)



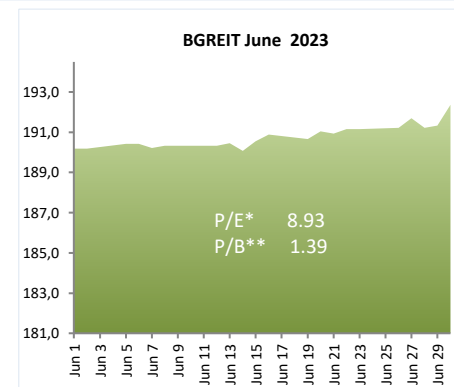
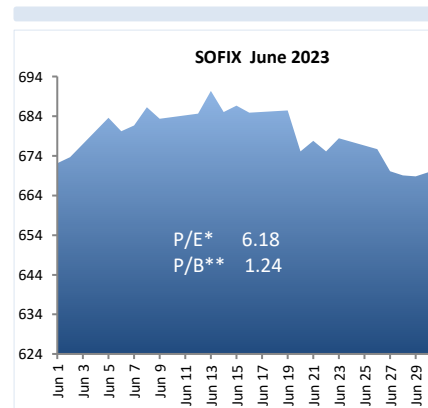
Market Summary



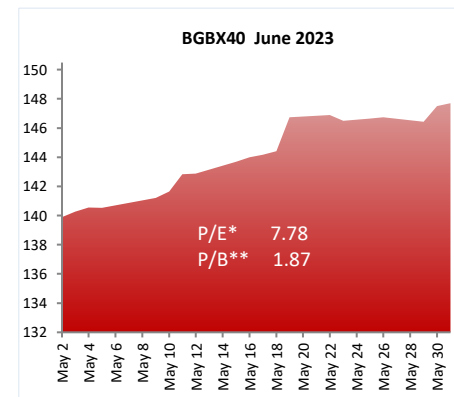
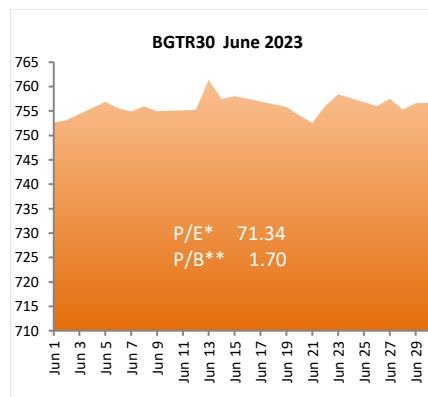
BSE INDICES

	Market Cap (EUR)	% of total Market Cap	Turnover (EUR)	% of total turnover	Trades	% of all trades
SOFIX	2 080 148 337	35,86%	4 952 314	17,59%	2 748	61,85%
BGREIT	362 525 879	6,25%	749 094	2,66%	491	11,05%
BGTR30	3 253 423 041	56,09%	8 606 492	30,56%	3 382	76,12%
BGBX40	4 501 641 295	77,60%	23 292 926	82,71%	4 109	92,48%

Liquidity Ranking					
BSE Code	Issuer	Trades	Volume (lots)	Turnover (EUR)	
SFA	Sopharma	409	778 335	2 278 523	TOP 5
ATER	Advance Terrafund REIT	310	191 959	325 709	
BSE	Bulgarian Stock Exchange	303	39 658	188 931	
DUH	Doverie United Holding PLC	295	49 350	228 044	
SFAW	Sopharma	271	1 037 782	583 236	



BSE- Members			
	Trades	Turnover (EUR '000)	
TOP 5			
Karoll	3 523	Elana Trading	25 907
Elana Trading	1 906	First Financial Brokerage House	13 515
BenchMark Finance	1 208	Real Finance	8 308
First Financial Brokerage House	981	ABV Investments	5 891
ABV Investments	405	BenchMark Finance	5 224



* P (prices) are weighted-average ** Financial reports data (ttm)



Market Summary

PREMIUM MARKET



Trading on regulated market in June

Ticker	Company	Industry	Last Price (EUR)	Change	Issue Size (Shares)	Market Capitalisation (EUR)	Trades (#)	Volume (lots)	Value (EUR)
A4L	Shelly Group	Financial and insurance activities	13,294	-5,11%	17 999 999	239 284 587	243	51 854	719 159
AGH	Agria Group Holding	Professional, scientific and technical activities	12,680	1,22%	6 800 000	86 224 263	220	33 405	422 579
BSE	Bulgarian Stock Exchange	Financial and insurance activities	5,011	7,22%	6 582 860	32 984 476	303	39 658	188 931
CCB	CB Central Cooperative Bank	Financial and insurance activities	0,798	9,86%	127 129 970	101 400 814	104	111 772	84 783
CHIM	Chimimport	Financial and insurance activities	0,359	-1,68%	239 646 267	86 015 492	268	318 756	121 884
FIB	CB First Investment Bank	Financial and insurance activities	1,104	2,86%	149 084 800	164 647 831	51	20 134	22 074
KBG	Korado Bulgaria	Manufacturing	2,403	-4,86%	13 168 614	31 645 125	39	6 413	16 039
MONB	Monbat	Manufacturing	2,250	2,33%	39 000 000	87 737 687	61	83 796	187 825
SFA	Sopharma	Manufacturing	2,741	-9,15%	134 797 899	369 416 942	409	778 335	2 278 523
SGH	Sirma Group Holding	Professional, scientific and technical activities	0,343	0,75%	59 360 518	20 334 869	94	259 231	89 516
TOTAL:						1 219 692 087		1 792 1 703 354	4 131 313

