



# BSE Main Market Summary

June 2014



CAPITALIZATION OF BSE MAIN MARKET			
As of 30 June 2014			
Market Segment	Capitalization (EUR)	Change May'14 %	Change June'13 %
Premium Equities Segment	964 296 989	-8.37%	38.45%
Standard Equities Segment	3 007 775 482	-10.98%	-8.97%
Special Purpose Vehicles Segment	273 646 374	-3.44%	8.44%
<b>Total Capitalization</b>	<b>4 245 718 844</b>	<b>-9.95%</b>	<b>-0.17%</b>

## BSE INDICES

### SOFIX

Value	551.41
Monthly change	-8.89%
Annual change	24.26%
P/E	7.47
P/B	0.86

### BGBX 40

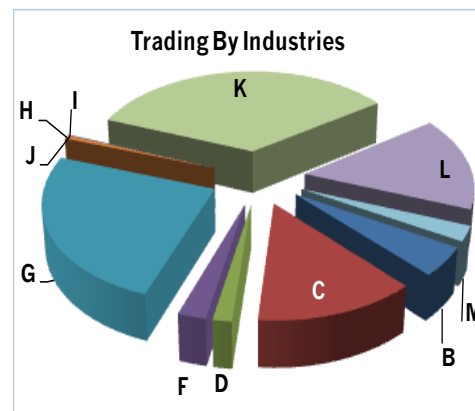
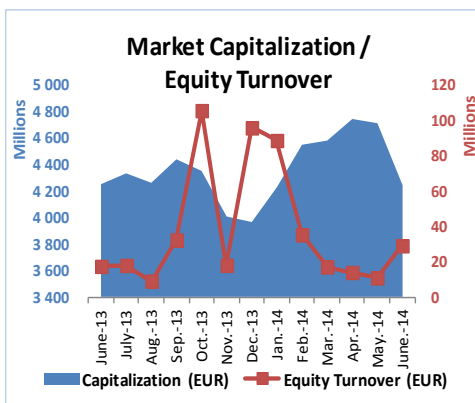
Value	108.01
Monthly change	-9.92%
Annual change	18.93%
P/E	8.58
P/B	1.17

### BG TR30

Value	408.26
Monthly change	-7.26%
Annual change	29.27%
P/E	17.19
P/B	1.06

### BG REIT

Value	94.25
Monthly change	-3.66%
Annual change	5.47%
P/E	19.3
P/B	0.7



MONTHLY TRADING BY BSE MAIN MARKET SEGMENTS		Change		
Market Segment	June 2014		May '14	June '13
	Trades	Turnover (EUR)	Turnover %	Turnover %
Premium Equities Segment	7 305	8 753 499	276.21%	74.30%
Standard Equities Segment	7 018	19 046 000	290.38%	83.51%
Special Purpose Vehicles Segment	1 164	1 508 710	-61.10%	-32.23%
Bonds Segment	49	6 039 938	-47.94%	-77.08%
Compensatory Instruments Segment	512	2 034 300	95.74%	230.11%
Exchange Traded Products Segment	1	5	N.A.	N.A.
Subscription Rights Segment	-	-	N.A.	N.A.
<b>TOTAL:</b>	<b>16 049</b>	<b>37 382 452</b>	<b>20.67%</b>	<b>-35.80%</b>

## TRADING BY INDUSTRIES

(ACCORDING TO NACE.BG\* - 2008)

	Turnover (EUR)	Market Cap. (EUR)	Turnover Velocity
B Mining and quarrying	1 390 618	64 646 805	2.151%
C Manufacturing	3 923 096	1 219 668 576	0.322%
D Electricity, gas, steam and air conditioning supply	460 595	263 999 621	0.174%
F Construction	686 965	88 779 370	0.774%
G Wholesale and retail trade; repair of motor vehicles and motorcycles	7 323 041	412 993 864	1.773%
H Transportation and storage	172 353	69 525 873	0.248%
I Accommodation and food service activities	19 432	116 212 969	0.017%
J Information and communication	101	10 763 360	0.001%
K Financial and insurance activities	10 028 240	1 702 337 711	0.589%
L Real estate activities	4 567 873	268 129 512	1.704%
M Professional, scientific and technical activities	735 893	28 661 182	2.568%

\* Values as of 30 June 2014

\*\* P (prices) are weight-average

\*\*\* Financial reports data (ttm)

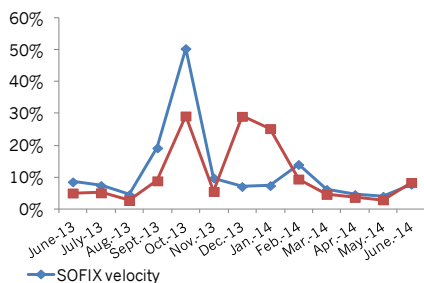
\*\*\*\* BGBX 40 is a new index of BSE-Sofia, which was introduced on 02 January 2014 to replace the BG 40 index

\* National Classification of Economic Activities

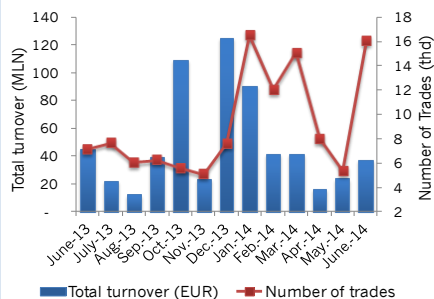


# Market Summary

Turnover Velocity



Number of Trades/Total Turnover



## Liquidity Ranking

BSE Code	Issuer	Trades	Volume (lots)	Turnover (EUR)
6C4	Chimimport AD-Sofia	2 544	2 800 164	2 760 217
4CF	CB Central Cooperative Bank AD-Sofia	2 017	2 976 090	1 645 762
5F4	CB First Investment Bank AD-Sofia	1 127	990 973	1 803 740
T43	Zarneni Hrani Bulgaria AD-Sofia	642	1 096 787	264 699
5PET	Petrol AD-Sofia	637	2 906 700	6 537 712

## MEMBERS

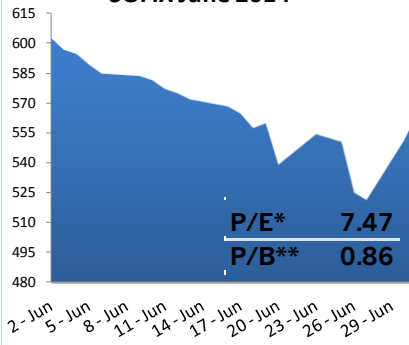
Trades	Turnover ('000 EUR)
Inv. Intermediary "Karoll"	16 186
Inv. Intermediary "Elana Trading"	8 502
Inv. Intermediary "BenchMark Finance"	8 458
Inv. Intermediary "First Financial Brokerage House"	8 045
Inv. Intermediary "Capman"	6 156

## BSE-SOFIA INDICES

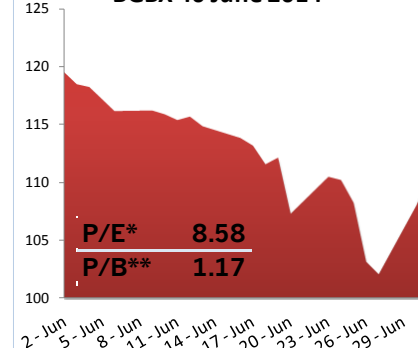
	Market Cap (EUR)	% of total Market Cap	Total turnover (EUR)	% of total turnover	All Trades	% of all trades
<b>SOFIX</b>	1 748 808 520	41.19%	11 263 568	38.43%	9 168	59.20%
<b>BGBX 40</b>	2 644 170 902	62.28%	21 963 155	74.94%	13 519	87.29%
<b>BGREIT</b>	149 063 148	3.51%	1 557 609	5.31%	1 009	6.52%
<b>BGTR30</b>	1 934 011 142	45.55%	13 916 570	47.48%	11 088	71.60%

\*\* BGBX 40 is a new index of BSE-Sofia, which was introduced on 02 January 2014 to replace the BG 40 index

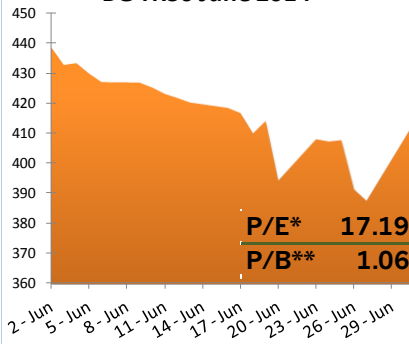
SOFIX June 2014



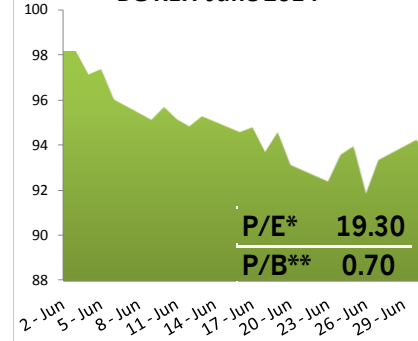
BGBX 40 June 2014



BG TR30 June 2014



BG REIT June 2014



\* P (prices) are weight-average

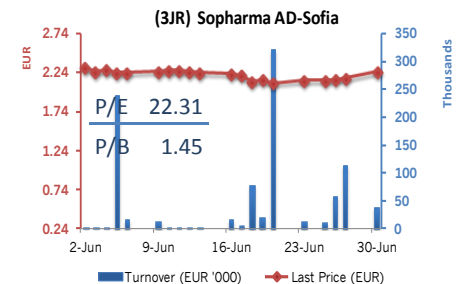
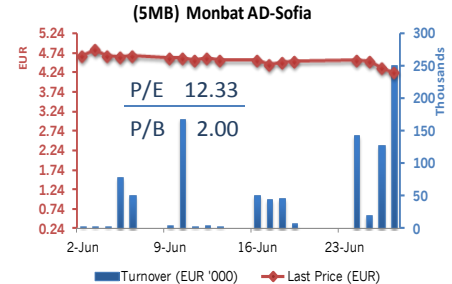
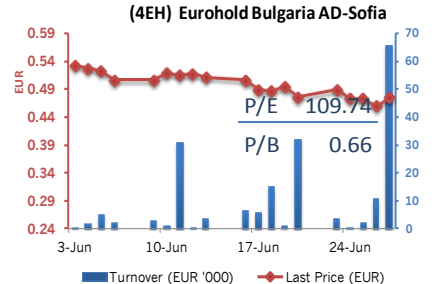
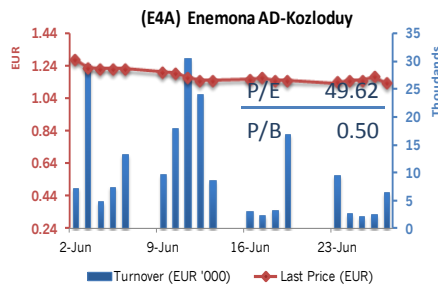
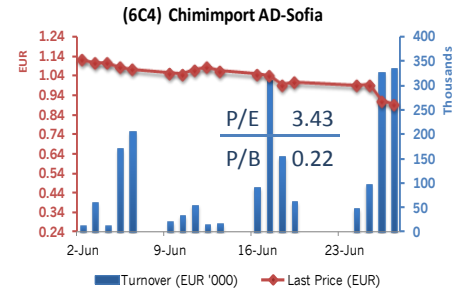
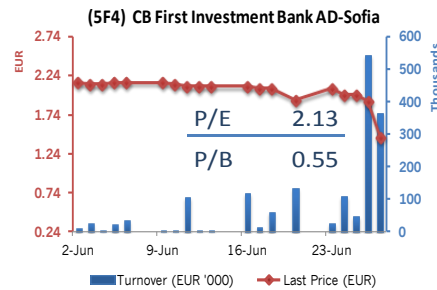
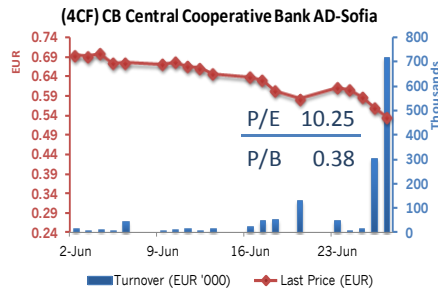
\*\* Financial reports data (ttm)



# Market Summary

## PREMIUM MARKET

		Trading on regulated market in June				
BSE Code	Company	Issue Size (Shares)	Market Capitalization (EUR)	Trades (#)	Volume (lots)	Value (EUR)
4CF	CB Central Cooperative Bank AD-Sofia	113 154 291	79 666 156	380	436 515	306 048
5F4	CB First Investment Bank AD-Sofia	110 000 000	231 211 302	102	105 834	225 745
6C4	Chimimport AD-Sofia	150 858 809	168 149 688	638	701 051	765 928
E4A	Enemona AD-Kozloduy	11 933 600	15 558 960	115	15 695	20 932
4EH	Eurohold Bulgaria AD-Sofia	127 345 000	67 584 662	96	59 779	32 331
5MB	Monbat AD-Sofia	39 000 000	186 881 273	87	106 786	497 442
3JR	Sopharma AD-Sofia	132 000 000	303 369 925	143	211 168	478 325
<b>Total</b>			<b>1 052 421 965</b>	<b>1 561</b>	<b>1 636 828</b>	<b>2 326 749</b>



**CB CENTRAL COOPERATIVE BANK AD**  
Banking  
[www.ccbank.bg](http://www.ccbank.bg)

**CB FIRST INVESTMENT BANK AD**  
Banking  
[www.fibank.bg](http://www.fibank.bg)

**CHIMIMPORT AD**  
Holding Company  
[www.chimimport.bg](http://www.chimimport.bg)

**ENEMONA AD**  
Engineering  
[www.enemona.bg](http://www.enemona.bg)

**EUROHOLD BULGARIA AD**  
Car Sales-Leasing-Insurance  
[www.eurohold.bg](http://www.eurohold.bg)

**MONBAT AD**  
Batteries Manufacturer  
[www.monbat.bg](http://www.monbat.bg)

**SOPHARMA AD**  
Pharmaceuticals  
[www.sopharma.bg](http://www.sopharma.bg)