



CAPITALIZATION OF BSE MAIN MARKET

As at 31 Jul 2023		Change	Change
Market Segment	Capitalization (EUR)	Jun 23 %	Jul 22 %
Premium Equities Segment	1 283 220 237	5,21%	52,36%
Standard Equities Segment	4 035 712 853	1,51%	-9,96%
Special Purpose Vehicles Segment	600 808 889	-0,76%	7,97%
Total Capitalization	5 919 741 979	2,05%	0,66%

BSE INDICES *

SOFIX

Value *	687,14
Monthly change	2,57%
Annual change	14,58%
P/E **	6,24
P/B **	1,29

BGREIT

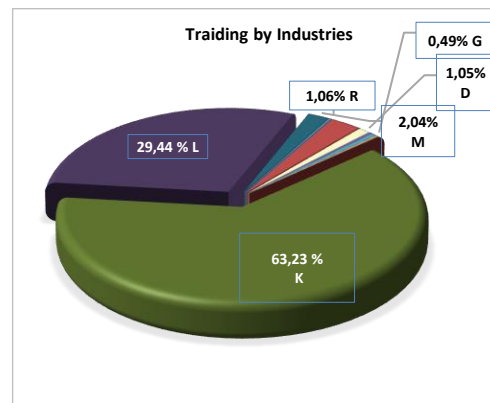
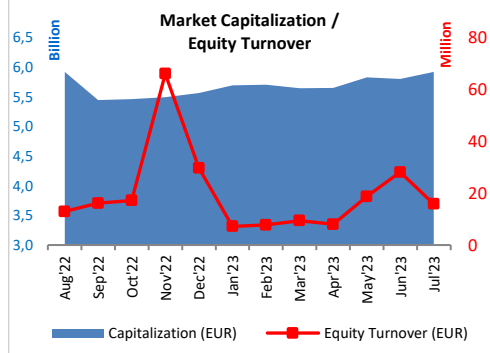
Value *	191,97
Monthly change	-0,21%
Annual change	4,33%
P/E **	8,84
P/B **	1,36

BGTR30

Value *	772,86
Monthly change	2,14%
Annual change	5,87%
P/E **	71,50
P/B **	1,73

BGBX40

Value *	148,85
Monthly change	1,87%
Annual change	6,18%
P/E **	7,88
P/B **	1,89



MONTHLY TRADING BY BSE MAIN MARKET SEGMENTS

Market Segment	July 2023		Change	Change
	Trades	Turnover (EUR)	Jun 23 Turnover %	Jul 22 Turnover %
	Premium Equities Segment	1 606	2 154 227	-47,86%
Standard Equities Segment	1 535	11 478 425	-50,44%	-6,01%
Special Purpose Vehicles Segment	588	2 235 265	156,88%	331,77%
Bonds Segment	16	4 726 968	-43,89%	13,45%
Compensatory Instruments Segment	21	100 973	439,85%	252,90%
Exchange Traded Products Segment	98	333 861	-52,97%	13,16%
Subscription Rights Segment	14	2 360	-28,01%	-89,24%
Government Securities Segment	0	0	N/A	N/A
TOTAL:	3 878	21 032 078	-43,64%	15,44%

TRADING BY INDUSTRIES ACCORDING TO

NATIONAL CLASSIFICATION OF ECONOMIC ACTIVITIES		Turnover (EUR)	Market Cap. (EUR)	Turnover Velocity
B	Mining and quarrying	1 262	28 134 490	0,004%
C	Manufacturing	463 547	1 882 939 600	0,025%
D	Electricity, gas, steam and air conditioning supply	165 902	167 823 052	0,099%
F	Construction	50 411	44 543 749	0,113%
G	Wholesale and retail trade; repair of motor vehicles and motorcycles	78 317	132 756 221	0,059%
H	Transportation and storage	35 063	325 942 280	0,011%
I	Accommodation and food service activities	20 580	59 863 921	0,034%
J	Information and communication	1 053	50 370 767	0,002%
K	Financial and insurance activities	10 033 399	2 426 210 968	0,414%
L	Real estate activities	4 671 702	513 284 537	0,910%
M	Professional, scientific and technical activities	323 752	189 452 663	0,171%
N	Administrative and support service activities	639	1 012 358	0,063%
R	Arts, entertainment and recreation	22 289	97 407 374	0,023%

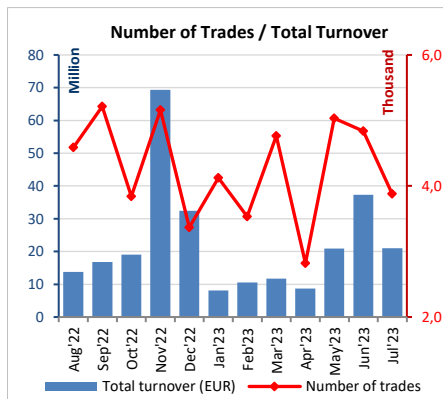
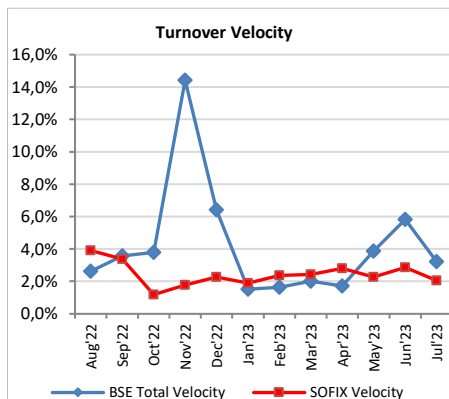
* Values as at 31 July 2023;

** P (prices) are weighted-average.

Earnings and Book value are Financial reports data (ttm)



Market Summary

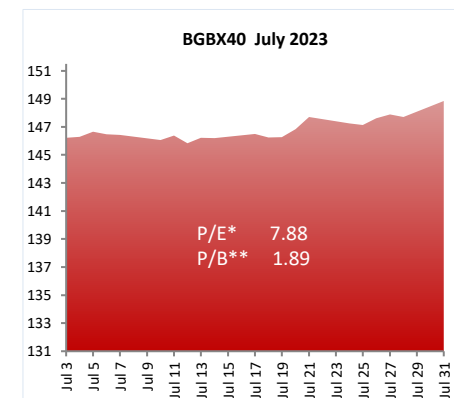
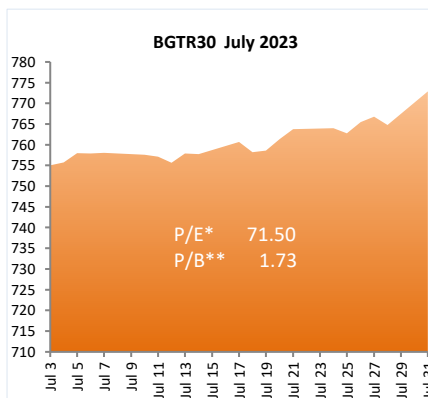
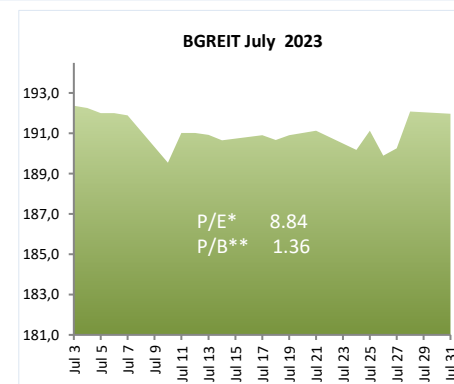
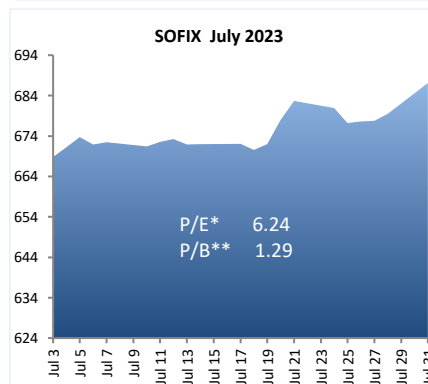


BSE INDICES

	Market Cap (EUR)	% of total Market Cap	Turnover (EUR)	% of total turnover	Trades	% of all trades
SOFIX	2 131 098 548	36,00%	3 632 958	22,89%	2 390	64,09%
BGREIT	362 115 785	6,12%	1 717 920	10,83%	531	14,24%
BGTR30	3 317 693 276	56,04%	10 289 321	64,84%	2 885	77,37%
BGBX40	4 616 654 698	77,99%	6 220 152	39,20%	3 371	90,40%

Liquidity Ranking				
BSE Code	Issuer	Trades	Volume (lots)	Turnover (EUR)
SLYG	Shelly Group	523	85 850	1 264 131
ATER	Advance Terrafund REIT	334	278 684	474 781
BSE	Bulgarian Stock Exchange	298	57 102	272 478
DUH	Doverie United Holding PLC	186	33 218	144 812
SFA	Sopharma	161	49 920	135 758

BSE- Members		
Trades		Turnover (EUR '000)
Karoll	3 046 ABV Investments	15 196
Elana Trading	1 410 Real Finance	7 883
BenchMark Finance	594 Euro - Finance	4 567
First Financial Brokerage House	524 CB Central Cooperative Bank	4 045
ABV Investments	475 Karoll	2 995



* P (prices) are weighted-average ** Financial reports data (ttm)



Market Summary

PREMIUM MARKET



Trading on regulated market in July

Ticker	Company	Industry	Last Price (EUR)	Change	Issue Size (Shares)	Market Capitalisation (EUR)	Trades (#)	Volume (lots)	Value (EUR)
AGH	Agria Group Holding	Financial and insurance activities	11,862	-6,45%	6 800 000	80 661 407	131	9 281	111 032
BSE	Bulgarian Stock Exchange	Professional, scientific and technical activities	4,704	-6,12%	6 582 860	30 965 018	298	57 102	272 478
CCB	CB Central Cooperative Bank	Financial and insurance activities	0,793	-0,64%	127 129 970	100 750 808	157	109 530	87 181
CHIM	Chimimport	Financial and insurance activities	0,362	0,85%	239 646 267	86 750 667	136	268 749	98 898
FIB	CB First Investment Bank	Financial and insurance activities	1,196	8,33%	149 084 800	178 368 484	87	61 458	67 847
KBG	Korado Bulgaria	Financial and insurance activities	2,454	2,13%	13 168 614	32 318 426	19	2 695	6 573
MONB	Monbat	Manufacturing	2,372	5,45%	39 000 000	92 523 379	37	11 064	25 250
SFA	Sopharma	Manufacturing	2,812	2,61%	134 797 899	379 065 892	161	49 920	135 758
SGH	Sirma Group Holding	Manufacturing	0,358	4,48%	59 360 518	21 245 386	57	242 008	85 078
SLYG	Shelly Group	Professional, scientific and technical activities	15,543	16,92%	18 050 945	280 570 769	523	85 850	1 264 131
TOTAL:						1 283 220 237	1 606	897 657	2 154 227

