



# BSE Main Market Summary

July 2014



CAPITALIZATION OF BSE MAIN MARKET			
As of 31 July 2014			
Market Segment	Capitalization (EUR)	Change June'14 %	Change July'13 %
Premium Equities Segment	916 997 253	-4.91%	23.63%
Standard Equities Segment	2 948 000 130	-1.99%	-12.04%
Special Purpose Vehicles Segment	285 893 438	4.48%	18.24%
<b>Total Capitalization</b>	<b>4 150 890 821</b>	<b>-2.23%</b>	<b>-4.25%</b>

## BSE INDICES

### SOFIX

Value	540.73
Monthly change	-1.94%
Annual change	17.03%
P/E	7.26
P/B	0.83

### BGBX 40

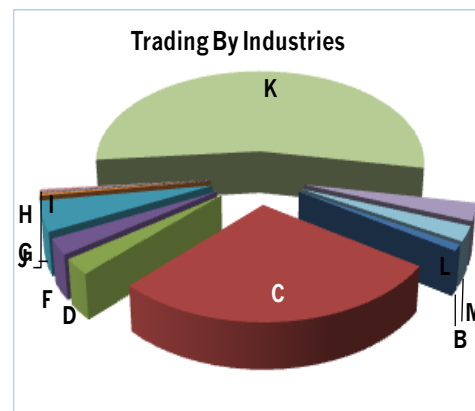
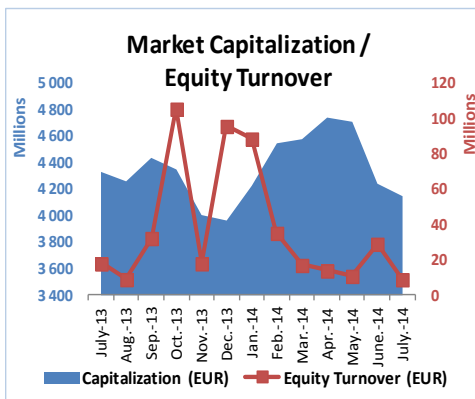
Value	106.06
Monthly change	-1.81%
Annual change	11.92%
P/E	8.36
P/B	1.18

### BG TR30

Value	408.88
Monthly change	0.15%
Annual change	22.71%
P/E	13.38
P/B	1.07

### BG REIT

Value	99.71
Monthly change	5.79%
Annual change	13.44%
P/E	14.45
P/B	0.82



MONTHLY TRADING BY BSE MAIN MARKET SEGMENTS		Change		
Market Segment	July 2014		June '14	July'13
	Trades	Turnover (EUR)	Turnover %	Turnover %
Premium Equities Segment	2 285	2 414 951	-72.41%	-36.57%
Standard Equities Segment	2 976	4 609 048	-75.80%	-61.19%
Special Purpose Vehicles Segment	621	2 154 580	42.81%	-13.16%
Bonds Segment	36	1 870 291	-69.03%	-36.62%
Compensatory Instruments Segment	273	400 597	-80.31%	24.53%
Exchange Traded Products Segment	2	63	1152.53%	N.A.
Subscription Rights Segment	0	0	N.A.	N.A.
<b>TOTAL:</b>	<b>6 193</b>	<b>11 449 531</b>	<b>-69.37%</b>	<b>-46.59%</b>

## TRADING BY INDUSTRIES

(ACCORDING TO NACE.BG\* - 2008)

	Turnover (EUR)	Market Cap. (EUR)	Turnover Velocity
B Mining and quarrying	96 036	65 021 932	0.148%
C Manufacturing	2 565 829	1 148 373 760	0.223%
D Electricity, gas, steam and air conditioning supply	238 774	268 929 208	0.089%
F Construction	243 783	93 761 335	0.260%
G Wholesale and retail trade; repair of motor vehicles and motorcycles	457 914	388 493 103	0.118%
H Transportation and storage	39 238	73 593 411	0.053%
I Accommodation and food service activities	16 718	115 966 568	0.014%
J Information and communication	29 726	10 753 634	0.276%
K Financial and insurance activities	4 994 233	1 680 645 214	0.297%
L Real estate activities	267 548	274 226 740	0.098%
M Professional, scientific and technical activities	228 780	31 125 916	0.735%

\* Values as of 31 July 2014

\*\* P (prices) are weight-average

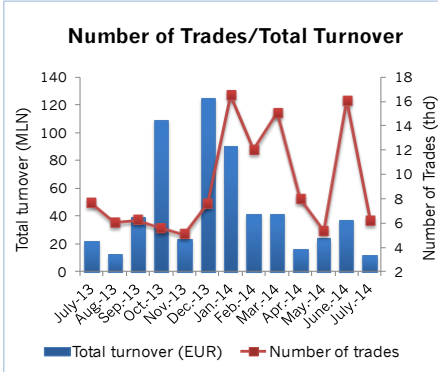
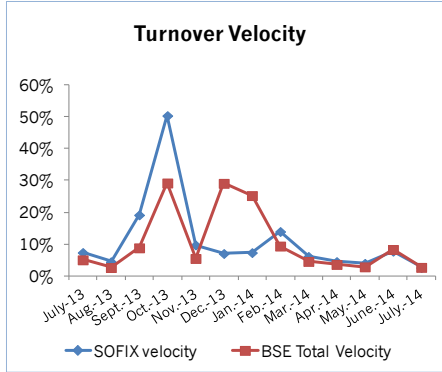
\*\*\* Financial reports data (ttm)

\*\*\*\* BGBX 40 is a new index of BSE-Sofia, which was introduced on 02 January 2014 to replace the BG 40 index

\* National Classification of Economic Activities



# Market Summary



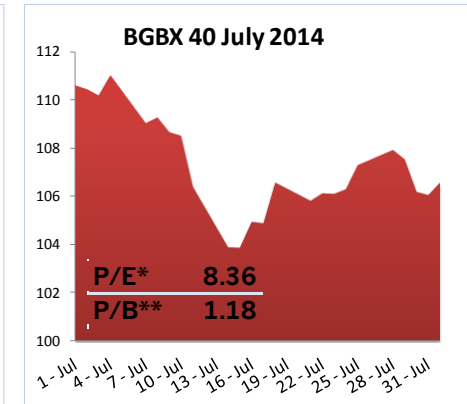
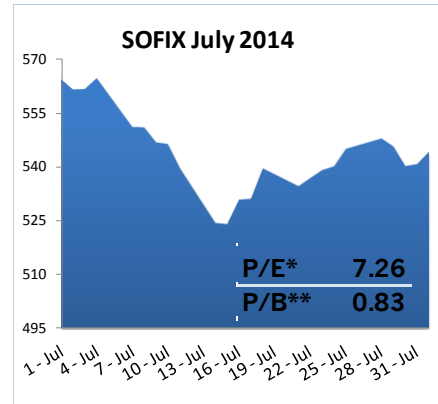
## BSE-SOFIA INDICES

	Market Cap (EUR)	% of total Market Cap	Total turnover (EUR)	% of total turnover	All Trades	% of all trades
<b>SOFIX</b>	1 655 525 796	39.88%	3 561 551	38.80%	3 285	55.85%
<b>BGBX 40</b>	2 556 992 531	61.60%	5 985 567	65.21%	5 125	87.13%
<b>BGREIT</b>	151 836 119	3.66%	578 752	6.31%	510	8.67%
<b>BGTR30</b>	1 906 752 433	45.94%	5 591 496	60.92%	4 196	71.34%

\*\* BGBX 40 is a new index of BSE-Sofia, which was introduced on 02 January 2014 to replace the BG 40 index

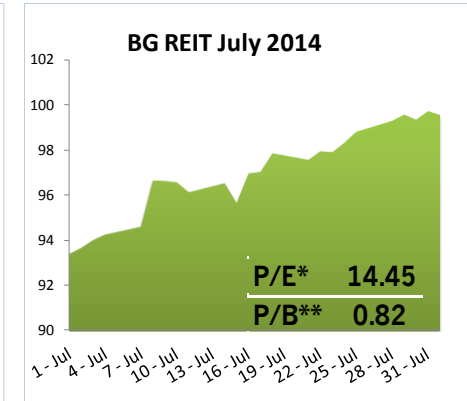
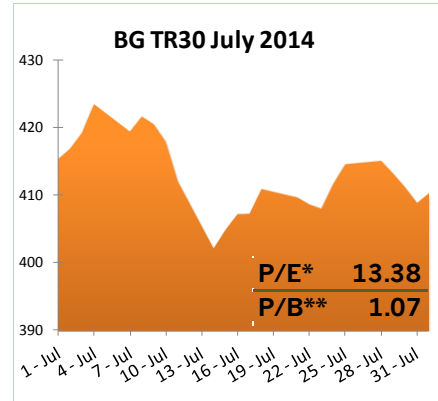
### Liquidity Ranking

BSE Code	Issuer	Trades	Volume (lots)	Turnover (EUR)
6C4	Chimimport AD-Sofia	832	741 368	729 270
4CF	CB Central Cooperative Bank AD-Sofia	695	600 043	351 258
T43	Zarneni Hrani Bulgaria AD-Sofia	363	523 052	134 301
6A6	Advance Terrafund REIT-Sofia	311	381 233	463 644
5F4	CB First Investment Bank AD-Sofia	209	190 442	322 182



### MEMBERS

Trades	Turnover ('000 EUR)
Inv. Intermediary "Karoll"	4 068
Inv. Intermediary "Elana Trading"	2 727
Inv. Intermediary "BenchMark Finance"	2 187
Inv. Intermediary "UG Market"	2 011
Inv. Intermediary "First Financial Brokerage House"	1 936



\* P (prices) are weight-average

\*\* Financial reports data (ttm)



# Market Summary

## PREMIUM MARKET

BSE Code	Company	Issue Size (Shares)	Market Capitalization (EUR)	Trading on regulated market in July		
				Trades (#)	Volume (lots)	Value (EUR)
4CF	CB Central Cooperative Bank AD-Sofia	113 154 291	63 929 632	695	600 043	351 258
5F4	CB First Investment Bank AD-Sofia	110 000 000	183 349 269	209	190 442	322 182
6C4	Chimimport AD-Sofia	150 858 809	148 480 802	832	741 368	729 270
E4A	Enemona AD-Kozloduy	11 933 600	12 581 402	143	51 117	55 027
4EH	Eurohold Bulgaria AD-Sofia	127 345 000	61 138 726	131	75 807	36 139
5MB	Monbat AD-Sofia	39 000 000	167 499 220	82	144 311	618 672
3JR	Sopharma AD-Sofia	132 000 000	280 018 202	193	142 360	302 404
<b>Total</b>			<b>916 997 253</b>	<b>2 285</b>	<b>1 945 448</b>	<b>2 414 951</b>

**CB CENTRAL COOPERATIVE BANK AD**  
Banking  
[www.ccbank.bg](http://www.ccbank.bg)

**CB FIRST INVESTMENT BANK AD**  
Banking  
[www.fibank.bg](http://www.fibank.bg)

**CHIMIMPORT AD**  
Holding Company  
[www.chimimport.bg](http://www.chimimport.bg)

**ENEMONA AD**  
Engineering  
[www.enemona.bg](http://www.enemona.bg)

**EUROHOLD BULGARIA AD**  
Car Sales-Leasing-Insurance  
[www.eurohold.bg](http://www.eurohold.bg)

**MONBAT AD**  
Batteries Manufacturer  
[www.monbat.bg](http://www.monbat.bg)

**SOPHARMA AD**  
Pharmaceuticals  
[www.sopharma.bg](http://www.sopharma.bg)

