



CAPITALIZATION OF BSE MAIN MARKET

As at 31 Jan 2024			
Market Segment	Capitalization (EUR)	Change	Change
		Dec 23 %	Jan 23 %
Premium Equities Segment	1 750 279 604	11,03%	50,40%
Standard Equities Segment	4 025 056 327	1,63%	2,12%
Special Purpose Vehicles Segment	647 759 765	6,36%	9,88%
Total Capitalization	6 423 095 696	4,51%	12,79%

BSE INDICES *

SOFIX

Value *	786,68
Monthly change	2,82%
Annual change	27,94%
P/E **	17,69
P/B **	1,80

BGREIT

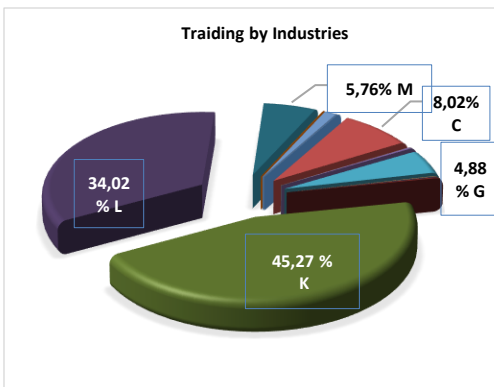
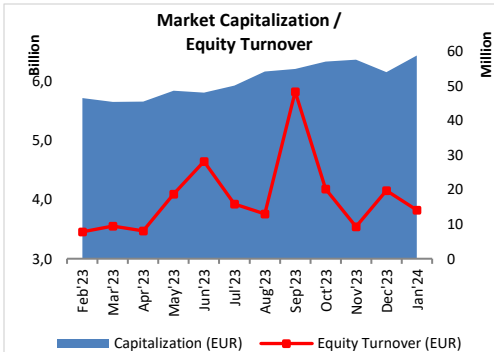
Value *	190,31
Monthly change	0,01%
Annual change	1,20%
P/E **	22,93
P/B **	2,43

BGTR30

Value *	807,82
Monthly change	1,05%
Annual change	9,01%
P/E **	40,29
P/B **	2,11

BGBX40

Value *	162,17
Monthly change	2,72%
Annual change	14,39%
P/E **	18,92
P/B **	1,73



MONTHLY TRADING BY BSE MAIN MARKET SEGMENTS

Market Segment	January 2024		Change	Change
	Trades	Turnover (EUR)	Dec 23 Turnover %	Jan 23 Turnover %
	Premium Equities Segment	3 637	5 546 459	-29,31%
Standard Equities Segment	3 338	7 766 981	-13,30%	72,39%
Special Purpose Vehicles Segment	536	807 101	-72,70%	106,75%
Bonds Segment	16	1 133 349	-85,80%	334,78%
Compensatory Instruments Segment	9	21 870	-52,11%	-78,81%
Exchange Traded Products Segment	63	98 352	-83,02%	42,08%
Subscription Rights Segment	0	0	N/A	N/A
Government Securities Segment	0	0	N/A	-100,00%
Initial Public Offering Segment	0	0	-100,00%	N/A
TOTAL:	7 599	15 374 112	-68,64%	90,84%

TRADING BY INDUSTRIES ACCORDING TO

NATIONAL CLASSIFICATION OF ECONOMIC ACTIVITIES

	Turnover (EUR)	Market Cap. (EUR)	Turnover Velocity
B Mining and quarrying	3 390	37 200 047	0,009%
C Manufacturing	1 133 869	2 041 267 097	0,056%
D Electricity, gas, steam and air conditioning supply	0	0	N/A
F Construction	39 643	56 669 547	0,070%
G Wholesale and retail trade; repair of motor vehicles and motorcycles	689 956	140 263 077	0,492%
H Transportation and storage	8 677	398 810 353	0,002%
I Accommodation and food service activities	12 256	57 242 143	0,021%
J Information and communication	34 401	65 976 000	0,052%
K Financial and insurance activities	6 401 425	2 838 075 866	0,226%
L Real estate activities	4 810 875	520 937 952	0,924%
M Professional, scientific and technical activities	814 419	175 407 828	0,464%
N Administrative and support service activities	7 665	1 127 399	0,680%
R Arts, entertainment and recreation	184 437	90 118 387	0,205%

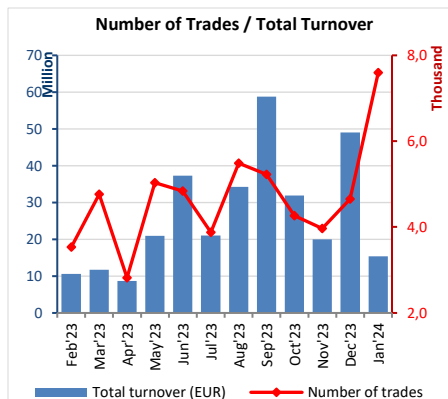
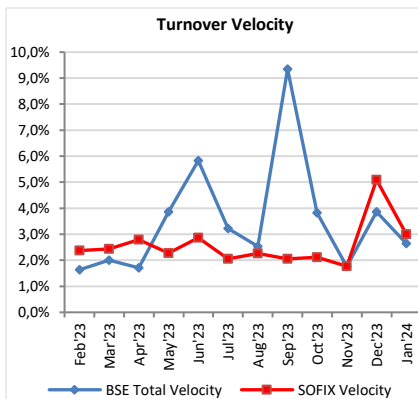
* Values as at 31 January 2024;

** P (prices) are weighted-average.

Earnings and Book value are Financial reports data (ttm)



Market Summary

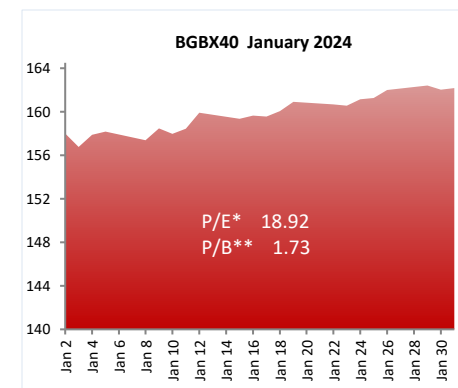
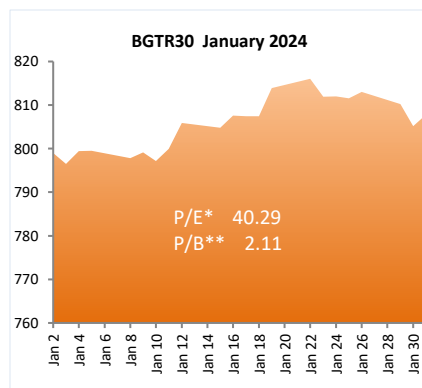
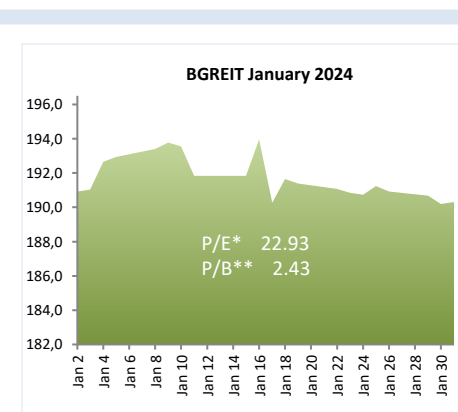
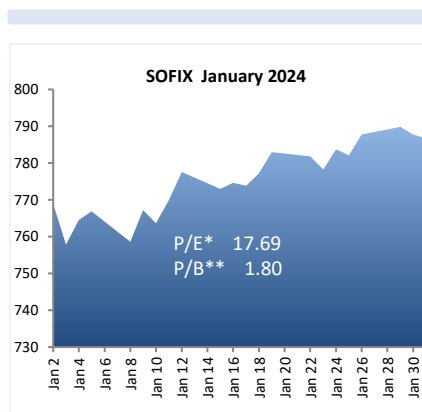


BSE INDICES

	Market Cap (EUR)	% of total Market Cap	Turnover (EUR)	% of total turnover	Trades	% of all trades
SOFIX	2 528 469 293	39,37%	6 311 860	44,70%	4 785	63,71%
BGREIT	391 703 839	6,10%	655 580	4,64%	486	6,47%
BGTR30	3 471 305 096	54,04%	12 288 966	87,03%	4 954	65,96%
BGBX40	4 435 936 173	69,06%	12 339 765	87,39%	6 253	83,25%

Liquidity Ranking					
BSE Code	Issuer	Trades	Volume (lots)	Turnover (EUR)	
SLYG	Shelly Group	1 368	109 042	2 924 579	Top 5
PET	Petrol	789	559 467	361 034	
CHIM	Chimimport	555	931 326	358 525	
SFA	Sopharma	470	199 503	601 109	
BSE	Bulgarian Stock Exchange	370	60 017	422 440	

BSE- Members			
Trades		Turnover (EUR '000)	
Karoll	6 536	Karoll	6 692
Elana Trading	3 490	ABV Investments	5 278
BenchMark Finance	1 174	Real Finance	5 093
First Financial Brokerage House	946	Elana Trading	4 028
UG Market	750	Euro - Finance	2 949



* P (prices) are weighted-average

** Financial reports data (ttm)



Market Summary

PREMIUM MARKET



Trading on regulated market in January									
Ticker	Company	Industry	Last Price (EUR)	Change	Issue Size (Shares)	Market Capitalisation (EUR)	Trades (#)	Volume (lots)	Value (EUR)
AGH	Agria Group Holding	Financial and insurance activities	10,686	3,47%	6 800 000	72 664 802	205	12 969	136 339
BSE	Bulgarian Stock Exchange	Professional, scientific and technical activities	7,235	17,92%	6 582 860	47 625 545	370	60 017	422 440
CCB	CB Central Cooperative Bank	Financial and insurance activities	0,823	8,05%	127 129 970	104 650 840	188	175 005	138 733
CHIM	Chimimport	Financial and insurance activities	0,375	10,54%	239 646 267	89 936 426	555	931 326	358 525
FIB	CB First Investment Bank	Financial and insurance activities	1,595	6,85%	149 084 800	237 824 645	275	160 167	260 243
KBG	Korado Bulgaria	Financial and insurance activities	2,250	8,37%	13 168 614	29 625 224	28	5 490	11 915
MONB	Monbat	Manufacturing	1,963	0,52%	39 000 000	76 571 072	73	55 192	106 849
SFA	Sopharma	Manufacturing	3,047	4,20%	172 590 578	525 935 201	470	199 503	601 109
SGH	Sirma Group Holding	Manufacturing	0,383	3,45%	59 360 518	22 762 913	105	1 552 738	585 729
SLYG	Shelly Group	Professional, scientific and technical activities	30,064	24,84%	18 050 945	542 682 936	1 368	109 042	2 924 579
TOTAL:						1 750 279 604	3 637	3 261 449	5 546 459

