



CAPITALIZATION OF BSE MAIN MARKET

As at 31 Jan 2023			
Market Segment	Capitalization (EUR)	Change	Change
		Dec 22 %	Jan 22 %
Premium Equities Segment	1 163 743 456	42,19%	43,35%
Standard Equities Segment	3 941 414 480	-5,28%	-13,90%
Special Purpose Vehicles Segment	589 508 442	0,72%	10,04%
Total Capitalization	5 694 666 379	2,33%	-3,89%

BSE INDICES *

SOFIX

Value *	614,89
Monthly change	2,23%
Annual change	-0,59%
P/E **	5,33
P/B **	1,79

BGREIT

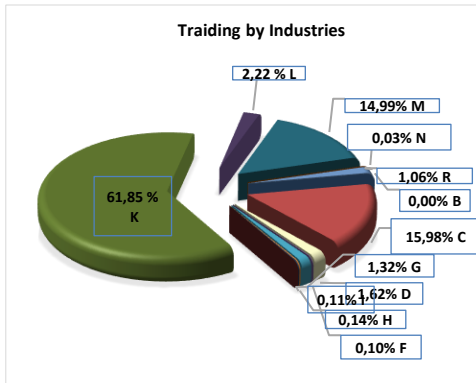
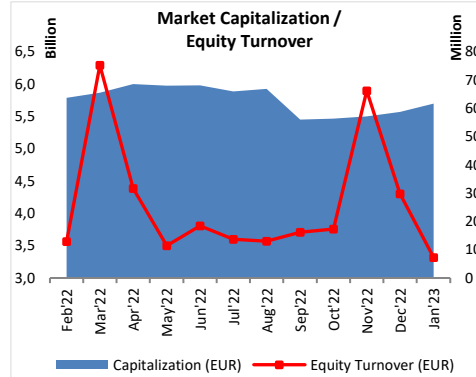
Value *	188,06
Monthly change	2,67%
Annual change	12,82%
P/E **	15,40
P/B **	1,40

BGTR30

Value *	741,04
Monthly change	1,35%
Annual change	6,35%
P/E **	27,58
P/B **	1,93

BGBX40

Value *	141,77
Monthly change	1,79%
Annual change	0,40%
P/E **	6,96
P/B **	2,06



MONTHLY TRADING BY BSE MAIN MARKET SEGMENTS

Market Segment	January 2023		Change	Change
	Trades	Turnover (EUR)	Dec 22	Jan 22
			Turnover %	Turnover %
Premium Equities Segment	1 439	2 312 795	225,66%	77,00%
Standard Equities Segment	2 155	4 505 439	-78,85%	-45,50%
Special Purpose Vehicles Segment	441	390 374	-94,93%	-85,90%
Bonds Segment	13	260 674	-88,85%	-16,96%
Compensatory Instruments Segment	24	103 217	444,85%	-53,24%
Exchange Traded Products Segment	51	69 221	-80,00%	-52,26%
Subscription Rights Segment	0	0	N/A	-100,00%
Government Securities Segment	2	414 352	N/A	N/A
TOTAL:	4 125	8 056 072	-75,15%	-38,14%

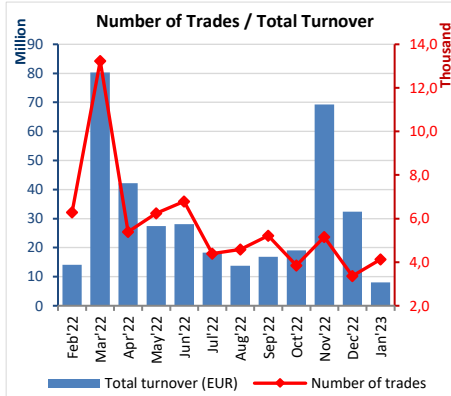
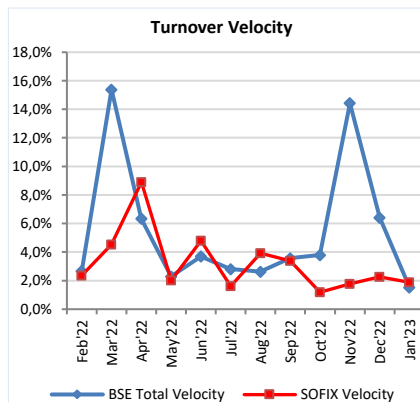
TRADING BY INDUSTRIES ACCORDING TO

NATIONAL CLASSIFICATION OF ECONOMIC ACTIVITIES		Turnover (EUR)	Market Cap. (EUR)	Turnover Velocity
B	Mining and quarrying	185	45 327 789	0,000%
C	Manufacturing	1 151 826	1 700 373 440	0,068%
D	Electricity, gas, steam and air conditioning supply	116 953	184 583 924	0,063%
F	Construction	7 368	46 770 936	0,016%
G	Wholesale and retail trade; repair of motor vehicles and motorcycles	95 006	130 766 046	0,073%
H	Transportation and storage	10 284	307 608 427	0,003%
I	Accommodation and food service activities	7 959	58 989 995	0,013%
J	Information and communication	195	46 702 993	0,000%
K	Financial and insurance activities	4 458 531	2 383 213 779	0,187%
L	Real estate activities	159 923	470 271 074	0,034%
M	Professional, scientific and technical activities	1 080 398	216 861 750	0,498%
N	Administrative and support service activities	1 603	1 150 407	0,139%
R	Arts, entertainment and recreation	118 376	102 045 821	0,116%

* Values as at 31 January 2023;
** P (prices) are weighted-average.
Earnings and Book value are Financial reports data (ttm)



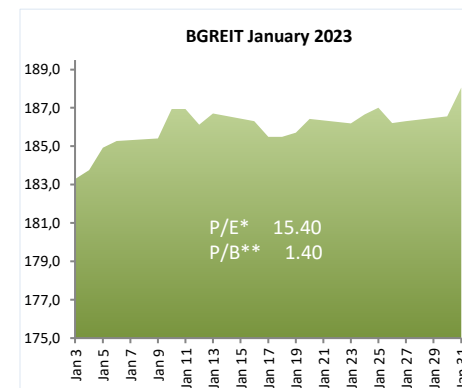
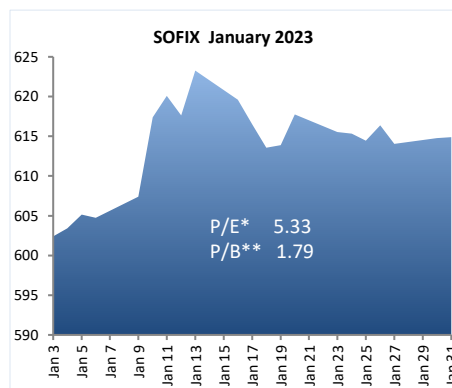
Market Summary



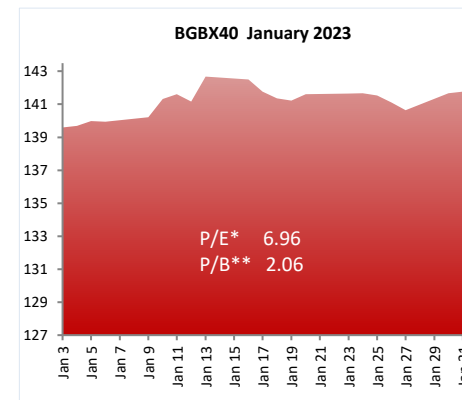
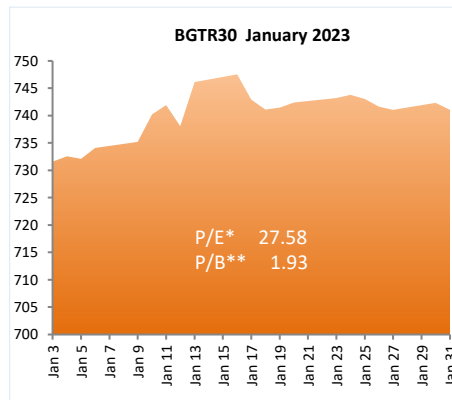
BSE INDICES

	Market Cap (EUR)	% of total Market Cap	Turnover (EUR)	% of total turnover	Trades	% of all trades
SOFIX	1 892 871 537	33,24%	2 966 621	41,15%	2 238	55,46%
BGREIT	363 008 491	6,37%	286 067	3,97%	405	10,04%
BGTR30	3 120 356 082	54,79%	4 131 252	57,31%	3 049	75,56%
BGBX40	4 506 740 927	79,14%	5 015 610	69,58%	3 677	91,13%

Liquidity Ranking					
BSE Code	Issuer	Trades	Volume (lots)	Turnover (EUR)	
DUH	Doverie United Holding PLC	518	130 470	552 707	Top 5
ATER	Advance Terrafund REIT	291	122 092	208 527	
FIB	CB First Investment Bank	237	320 751	380 575	
NEOH	Neochim AD-Dimitrovgrad	208	7 380	157 225	
A4L	Allterco AD	205	24 987	274 169	



BSE- Members			
Trades		Turnover (EUR '000)	
Karoll	3 186 Karoll	3 198	Top 5
Elana Trading	1 810 Real Finance	2 521	
BenchMark Finance	840 Elana Trading	2 188	
First Financial Brokerage House	493 First Financial Brokerage House	1 601	
UG Market	321 ABV Investments	1 463	



* P (prices) are weighted-average ** Financial reports data (ttm)



Market Summary

PREMIUM MARKET



Ticker	Company	Industry	Last Price (EUR)	Change	Issue Size (Shares)	Market Capitalization (EUR)	Trades (#)	Volume (lots)	Value (EUR)
A4L	Allterco	Financial and insurance activities	10,533	-2,37%	17 999 999	189 587 019	205	24 987	274 169
AGH	Agria Group Holding -Varna	Professional, scientific and technical activities	13,242	-7,17%	6 800 000	90 048 726	191	15 453	211 215
BSE	Bulgarian Stock Exchange	Financial and insurance activities	4,576	-0,56%	6 582 860	30 123 578	103	20 916	96 495
CCB	CB Central Cooperative Bank	Financial and insurance activities	0,839	-2,96%	127 129 970	106 600 855	96	47 032	39 684
CHIM	Chimimport	Financial and insurance activities	0,404	0,00%	239 646 267	96 798 061	153	179 711	74 227
FIB	CB First Investment Bank	Financial and insurance activities	1,017	-15,68%	149 084 800	151 689 437	237	320 751	380 575
KBG	Korado Bulgaria-Strazhitsa	Manufacturing	3,119	0,83%	13 168 614	41 071 333	34	4 754	15 022
MONB	Monbat	Manufacturing	2,362	7,44%	39 000 000	92 124 571	180	137 983	319 277
SFA	Sopharma	Manufacturing	2,280	0,00%	134 797 899	307 387 978	125	129 373	296 374
SGH	Sirma Group Holding	Professional, scientific and technical activities	0,383	4,17%	59 360 518	22 762 913	115	1 654 148	605 758
TOTAL:						1 128 194 472	1 439	2 535 108	2 312 795

