



CAPITALIZATION OF BSE MAIN MARKET			
As of 31 January 2015			
Market Segment	Capitalization (EUR)	Change Dec '14 %	Change Jan'14 %
Premium Equities Segment	802 000 937	-6.79%	-13.19%
Standard Equities Segment	2 606 843 069	-5.68%	-14.35%
Special Purpose Vehicles Segment	289 365 624	0.18%	10.09%
Total Capitalization	3 698 209 630	-5.49%	-12.58%

BSE INDICES

SOFIX

Value	500.49
Monthly change	-4.17%
Annual change	-8.47%
P/E	9.02
P/B	0.96

BGBX 40

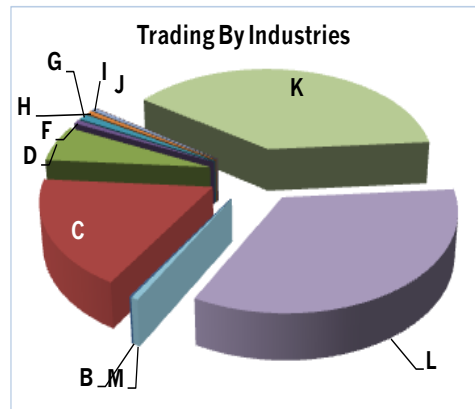
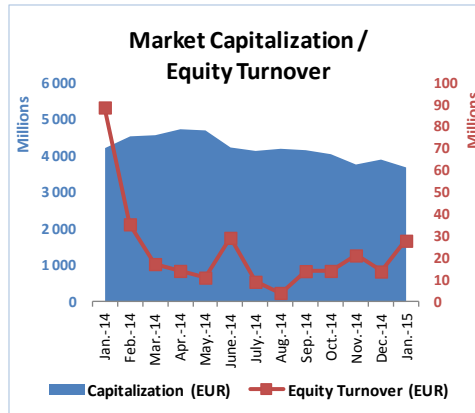
Value	100.4
Monthly change	-4.02%
Annual change	8.33%
P/E	10.26
P/B	1.17

BG TR30

Value	395.72
Monthly change	-2.89%
Annual change	2.81%
P/E	18.1
P/B	0.93

BG REIT

Value	96.18
Monthly change	-2.60%
Annual change	7.93%
P/E	37.46
P/B	0.8



MONTHLY TRADING BY BSE MAIN MARKET SEGMENTS				
Market Segment	January 2015		Change Dec '14	Change Jan '14
	Trades	Turnover (EUR)	Turnover %	Turnover %
Premium Equities Segment	2 714	4 652 067	100.65%	-33.11%
Standard Equities Segment	3 116	18 746 453	86.42%	-76.24%
Special Purpose Vehicles Segment	897	4 582 728	204.62%	44.17%
Bonds Segment	81	21 999 457	2277.97%	2371.85%
Compensatory Instruments Segment	186	301 761	125.54%	24.12%
Exchange Traded Products Segment	1	6	-92.67%	n/a
Subscription Rights Segment	4	150	-96.78%	-98.29%
TOTAL:	6 999	50 282 622	236.51%	-44.24%

TRADING BY INDUSTRIES

(ACCORDING TO NACE.BG* - 2008)

	Turnover (EUR)	Market Cap. (EUR)	Turnover Velocity
B Mining and quarrying	23 798	45 640 394	0.052%
C Manufacturing	4 986 433	1 070 109 782	0.466%
D Electricity, gas, steam and air conditioning supply	1 682 763	283 982 050	0.593%
F Construction	195 864	88 857 918	0.220%
G Wholesale and retail trade; repair of motor vehicles and motorcycles	281 024	266 724 281	0.105%
H Transportation and storage	165 307	100 960 209	0.164%
I Accommodation and food service activities	139 359	122 804 115	0.113%
J Information and communication	1 196	8 605 703	0.014%
K Financial and insurance activities	10 819 311	1 378 540 172	0.785%
L Real estate activities	9 512 956	277 677 892	3.426%
M Professional, scientific and technical activities	173 237	54 307 113	0.319%

* Values as of 31 January 2015

** P (prices) are weight-average

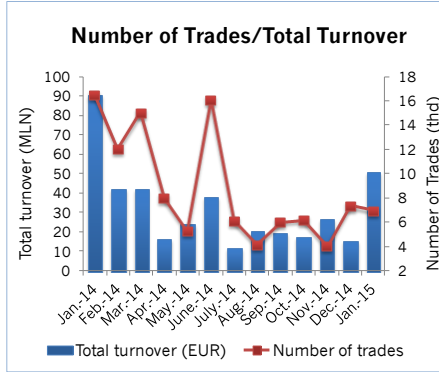
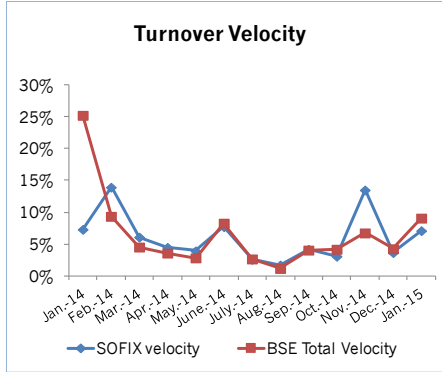
*** Financial reports data (ttm)

**** BGBX 40 is a new index of BSE-Sofia, which was introduced on 02 January 2014 to replace the BG 40 index

* National Classification of Economic Activities



Market Summary



BSE-SOFIA INDICES

	Market Cap (EUR)	% of total Market Cap	Total turnover (EUR)	% of total turnover	All Trades	% of all trades
SOFIX	1 349 253 562	36.48%	7 988 306	28.55%	3 968	58.99%
BGBX 40	4 656 867 974	64.38%	21 881 210	39.98%	5 894	87.62%
BGREIT	151 645 993	4.10%	2 837 381	10.14%	757	11.25%
BGTR30	1 839 133 601	49.73%	9 028 955	32.27%	4 958	73.70%

** BGBX 40 is a new index of BSE-Sofia, which was introduced on 02 January 2014 to replace the BG 40 index

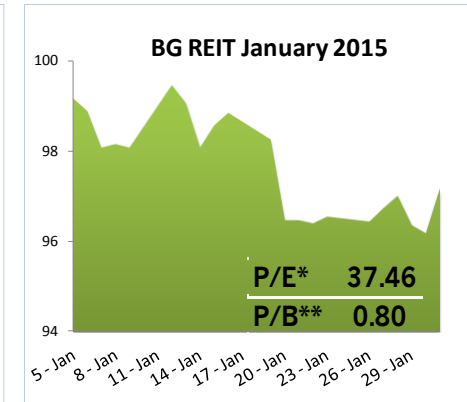
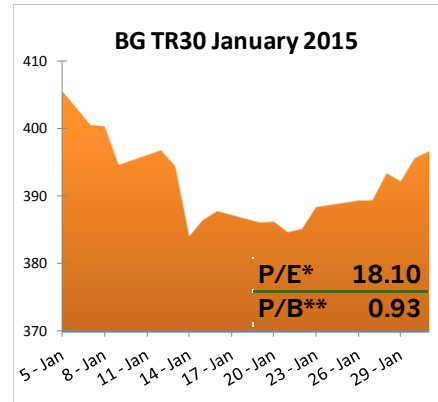
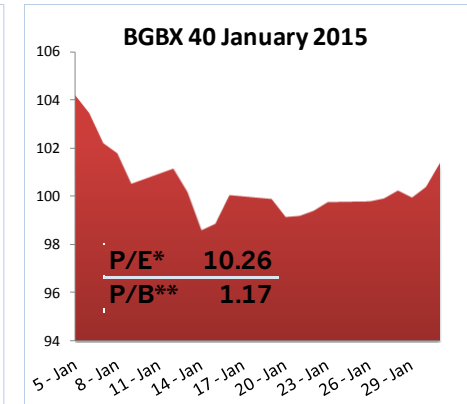
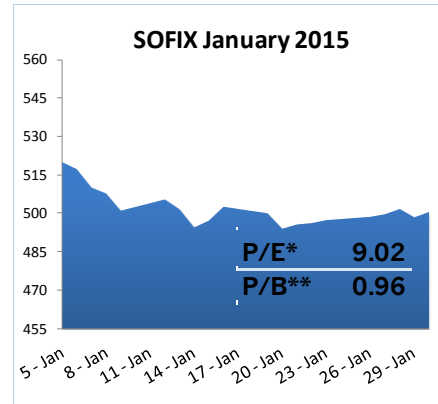
Liquidity Ranking

BSE Code	Issuer	Trades	Volume (lots)	Turnover (EUR)
6C4	Chimimport AD-Sofia	1 209	753 996	631 890
4CF	CB Central Cooperative Bank AD-Sofia	648	607 821	320 921
6A6	Advance Terrafund REIT-Sofia	557	2 105 226	2 599 135
5PET	Petrol AD-Sofia	359	145 404	112 029
4EH	Eurohold Bulgaria AD-Sofia	258	628 231	281 279

MEMBERS

Trades	Turnover ('000 EUR)
Inv. Intermediary "Karoll"	4 319
Inv. Intermediary "Elana Trading"	1 626
Inv. Intermediary "BenchMark Finance"	1 021
Inv. Intermediary "First Financial Brokerage House"	685
Inv. Intermediary "Capman"	572

Inv. Intermediary "Euro - Finance"	16 639
Inv. Intermediary "De Novo" EAD	16 518
Inv. Intermediary "Intercapital Markets"	13 626
CB "Central Cooperative Bank"	13 539
Inv. Intermediary "Capman"	9 956



* P (prices) are weight-average

** Financial reports data (ttm)



Market Summary

PREMIUM MARKET

		Trading on regulated market in January				
BSE Code	Company	Issue Size (Shares)	Market Capitalization (EUR)	Trades (#)	Volume (lots)	Value (EUR)
4CF	CB Central Cooperative Bank AD-Sofia	113 154 291	60 747 614	648	607 821	320 921
5F4	CB First Investment Bank AD-Sofia	110 000 000	139 424 183	213	117 144	151 159
6C4	Chimimport AD-Sofia	150 858 809	128 889 050	1 209	753 996	631 890
E4A	Enemona AD-Kozloduy	11 933 600	10 299 421	88	29 664	25 831
4EH	Eurohold Bulgaria AD-Sofia	127 345 000	58 599 418	258	628 231	281 279
5MB	Monbat AD-Sofia	39 000 000	159 523 067	94	58 784	240 494
3JR	Sopharma AD-Sofia	132 000 000	244 518 184	204	1 617 479	3 000 494
Total			802 000 937	2 714	3 813 119	4 652 067

CB CENTRAL COOPERATIVE BANK AD
Banking
www.ccbank.bg

CB FIRST INVESTMENT BANK AD
Banking
www.fibank.bg

CHIMIMPORT AD
Holding Company
www.chimimport.bg

ENEMONA AD
Engineering
www.enemona.bg

EUROHOLD BULGARIA AD
Car Sales-Leasing-Insurance
www.eurohold.bg

MONBAT AD
Batteries Manufacturer
www.monbat.bg

SOPHARMA AD
Pharmaceuticals
www.sopharma.bg

