



CAPITALIZATION OF BSE MAIN MARKET

As at 01 Feb 2023		Change	Change
Market Segment	Capitalization (EUR)	Jan 23 %	Feb 22 %
Premium Equities Segment	1 213 147 788	4,25%	54,99%
Standard Equities Segment	3 905 551 877	-0,91%	-12,76%
Special Purpose Vehicles Segment	589 291 718	-0,04%	11,92%
Total Capitalization	5 707 991 384	0,23%	-1,35%

BSE INDICES *

SOFIX

Value *	628,85
Monthly change	2,27%
Annual change	5,65%
P/E **	5,67
P/B **	1,76

BGREIT

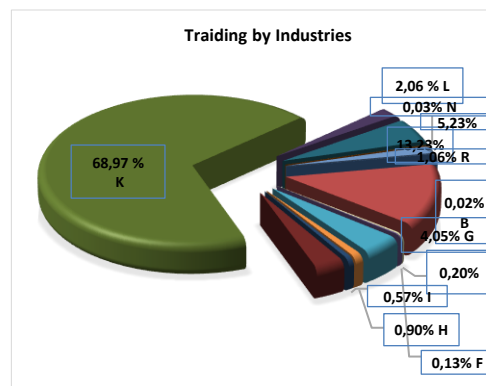
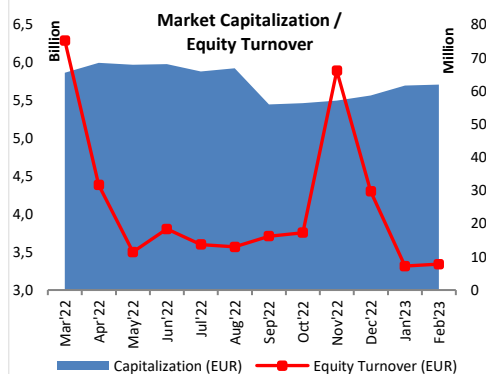
Value *	186,58
Monthly change	-0,79%
Annual change	13,06%
P/E **	16,32
P/B **	1,40

BGTR30

Value *	736,33
Monthly change	-0,64%
Annual change	7,20%
P/E **	28,50
P/B **	1,90

BGBX40

Value *	142,95
Monthly change	0,83%
Annual change	4,07%
P/E **	7,23
P/B **	2,02



MONTHLY TRADING BY BSE MAIN MARKET SEGMENTS

Market Segment	February 2023		Change	Change
	Trades	Turnover (EUR)	Jan 23 Turnover %	Feb 22 Turnover %
Premium Equities Segment	1 209	2 106 720	-8,91%	66,14%
Standard Equities Segment	1 827	5 279 118	17,17%	-31,48%
Special Purpose Vehicles Segment	309	383 791	-1,69%	-90,20%
Bonds Segment	21	774 999	197,31%	34,79%
Compensatory Instruments Segment	25	90 791	-12,04%	-43,15%
Exchange Traded Products Segment	140	1 959 244	2 730,41%	349,88%
Subscription Rights Segment	1	149	-100,00%	-28,33%
Government Securities Segment	2	0	N/A	N/A
TOTAL:	3 534	10 594 812	31,51%	-24,65%

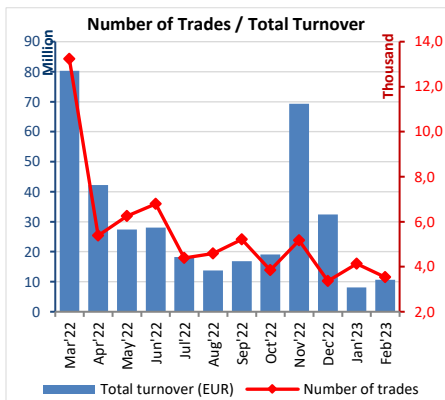
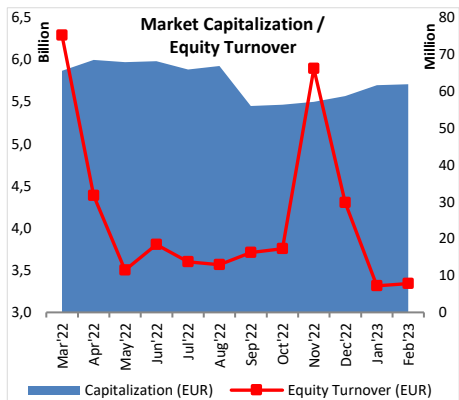
TRADING BY INDUSTRIES ACCORDING TO

NATIONAL CLASSIFICATION OF ECONOMIC ACTIVITIES		Turnover (EUR)	Market Cap. (EUR)	Turnover Velocity
B	Mining and quarrying	1 814	35 324 415	0,005%
C	Manufacturing	1 028 088	1 753 771 167	0,059%
D	Electricity, gas, steam and air conditioning supply	15 762	180 177 348	0,009%
F	Construction	10 301	48 255 728	0,021%
G	Wholesale and retail trade; repair of motor vehicles and motorcycles	314 952	138 077 070	0,228%
H	Transportation and storage	70 008	307 699 715	0,023%
I	Accommodation and food service activities	44 364	59 863 921	0,074%
J	Information and communication	235 306	46 947 511	0,501%
K	Financial and insurance activities	5 358 849	2 366 147 493	0,226%
L	Real estate activities	160 143	470 325 360	0,034%
M	Professional, scientific and technical activities	406 253	200 901 986	0,202%
N	Administrative and support service activities	3 964	1 104 390	0,359%
R	Arts, entertainment and recreation	119 824	99 395 280	0,121%

* Values as at 28 February 2023;
 ** P (prices) are weighted-average.
 Earnings and Book value are Financial reports data (ttm)



Market Summary

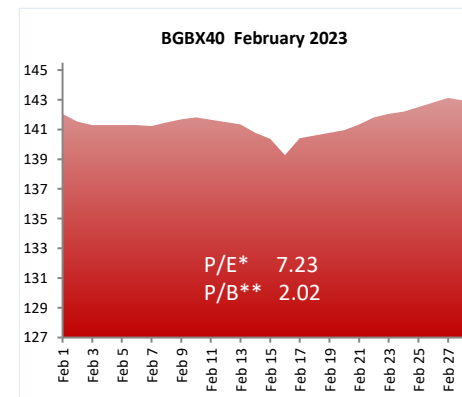
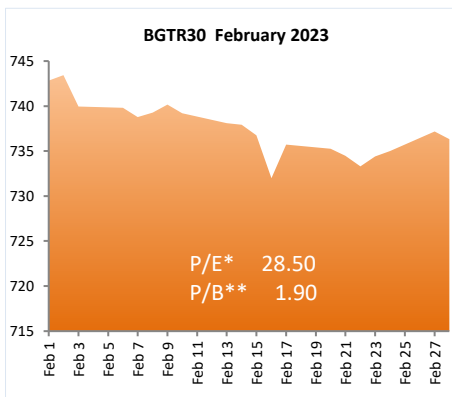
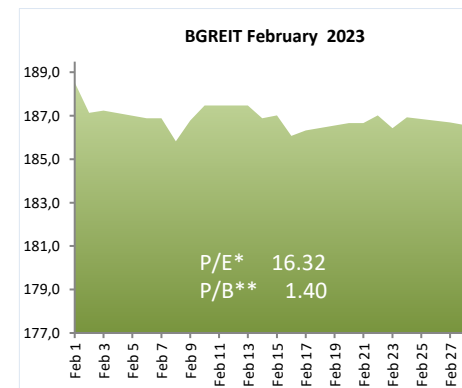
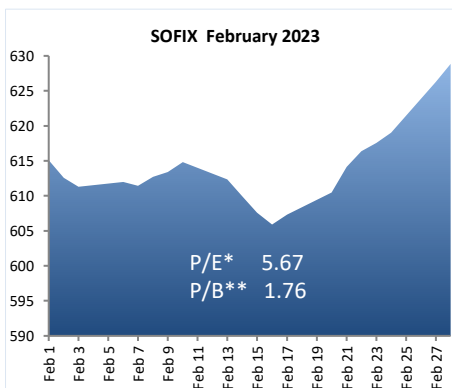


BSE INDICES

	Market Cap (EUR)	% of total Market Cap	Turnover (EUR)	% of total turnover	Trades	% of all trades
SOFIX	1 940 178 422	33,99%	3 838 155	49,40%	2 032	60,75%
BGREIT	358 145 097	6,27%	321 298	4,14%	263	7,86%
BGTR30	3 162 320 699	55,40%	4 958 317	63,82%	2 595	77,58%
BGBX40	4 521 002 426	79,20%	5 133 058	66,07%	2 966	88,67%

Liquidity Ranking					
BSE Code	Issuer	Trades	Volume (lots)	Turnover (EUR)	
DUH	Doverie United Holding PLC	425	341 766	1 399 345	Top 5
SFA	Sopharma	259	298 544	694 582	
ATER	Advance Terrafund REIT	202	157 100	263 396	
A4L	Allterco	194	49 044	562 046	
BSE	Bulgarian Stock Exchange	164	76 231	336 478	

BSE- Members			
	Trades	Turnover (EUR '000)	
Karoll	2 417 Euro – Finance	3 549	Top 5
Elana Trading	1 917 Karoll	2 741	
BenchMark Finance	610 ABV Investments	2 563	
First Financial Brokerage House	451 Elana Trading	2 461	
Real Finance	225 First Financial Brokerage House	2 314	



*P (prices) are weighted-average ** Financial reports data (ttm)



Market Summary

PREMIUM MARKET



Trading on regulated market in February

Premium Market Cap

Ticker	Company	Industry	Last Price (EUR)	Change	Issue Size (Shares)	Market Capitalisation (EUR)	Trades (#)	Volume (lots)	Value (EUR)
A4L	Allterco	Financial and insurance activities	11,657	8,06%	17 999 999	209 834 176	194	49 044	562 046
AGH	Agria Group Holding	Professional, scientific and technical activities	13,703	-3,94%	6 800 000	93 177 832	112	11 089	153 493
BSE	Bulgarian Stock Exchange	Financial and insurance activities	4,474	-2,78%	6 582 860	29 450 425	164	76 231	336 478
CCB	CB Central Cooperative Bank	Financial and insurance activities	0,844	-2,37%	127 129 970	107 250 861	42	52 585	43 381
CHIM	Chimimport	Financial and insurance activities	0,397	-1,77%	239 646 267	95 082 652	162	278 534	110 460
FIB	CB First Investment Bank	Financial and insurance activities	1,166	-3,39%	149 084 800	173 794 933	107	74 679	89 617
KBG	Korado Bulgaria	Manufacturing	3,093	0,00%	13 168 614	40 734 683	14	1 249	3 883
MONB	Monbat	Manufacturing	2,178	-0,93%	39 000 000	84 946 033	53	21 031	46 566
SFA	Sopharma	Manufacturing	2,659	16,59%	134 797 899	358 389 571	259	298 544	694 582
SGH	Sirma Group Holding	Professional, scientific and technical activities	0,345	-6,25%	59 360 518	20 486 622	102	186 834	66 213
TOTAL:						1 213 147 788	1 209 1 049 820	2 106 720	

