



CAPITALIZATION OF BSE MAIN MARKET			
As of 28 February 2015			
Market Segment	Capitalization (EUR)	Change Jan '15 %	Change Feb '14 %
Premium Equities Segment	783 732 201	-2.28%	-24.12%
Standard Equities Segment	2 609 378 147	0.10%	-19.37%
Special Purpose Vehicles Segment	292 934 587	1.23%	3.65%
Total Capitalization	3 686 044 935	-0.33%	-19.02%

BSE INDICES

SOFIX

Value	487.79
Monthly change	-2.54%
Annual change	-17.94%
P/E	8.89
P/B	0.94

BGBX 40

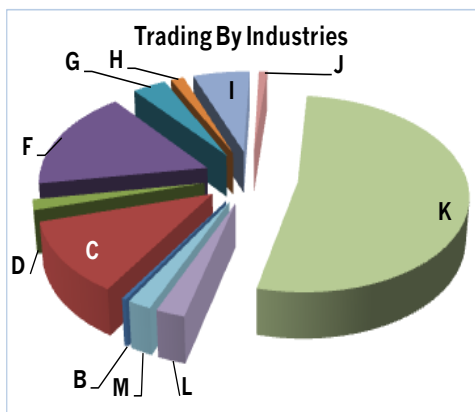
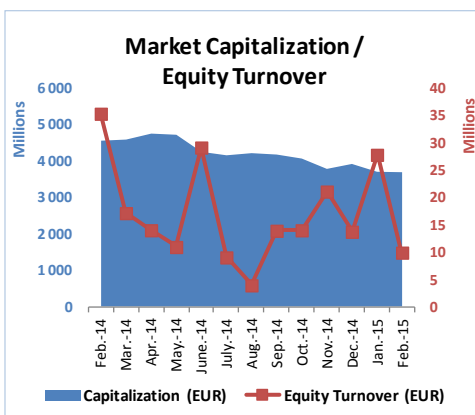
Value	99.18
Monthly change	-1.22%
Annual change	-17.00%
P/E	10.2
P/B	1.15

BG TR30

Value	397.97
Monthly change	0.57%
Annual change	-7.26%
P/E	18.55
P/B	0.94

BG REIT

Value	94.77
Monthly change	-1.47%
Annual change	1.71%
P/E	50.59
P/B	0.79



MONTHLY TRADING BY BSE MAIN MARKET SEGMENTS				
Market Segment	February 2015		Change Jan '15	Change Feb '14
	Trades	Turnover (EUR)	Turnover %	Turnover %
Premium Equities Segment	1 211	967 467	-79.20%	-95.25%
Standard Equities Segment	2 630	6 372 404	-66.01%	-51.30%
Special Purpose Vehicles Segment	1 303	2 713 688	-40.78%	20.66%
Bonds Segment	25	1 472 260	-93.31%	-75.52%
Compensatory Instruments Segment	126	178 948	-40.70%	-91.36%
Exchange Traded Products Segment	4	7	26.09%	n/a
Subscription Rights Segment	13	2 544	1596.00%	7817.34%
TOTAL:	5 312	11 707 319	-76.72%	-73.25%

TRADING BY INDUSTRIES (ACCORDING TO NACE.BG* - 2008)			
	Turnover (EUR)	Market Cap. (EUR)	Turnover Velocity
B	37 225	47 140 901	0.079%
C	1 199 742	1 056 250 917	0.114%
D	174 945	290 801 124	0.060%
F	1 687 747	111 683 924	1.511%
G	373 661	230 360 401	0.162%
H	144 851	108 020 607	0.134%
I	628 081	118 705 443	0.529%
J	92 679	8 599 083	1.078%
K	5 275 950	1 394 124 583	0.378%
L	241 723	266 628 015	0.091%
M	196 955	53 729 938	0.367%

* Values as of 28 February 2015

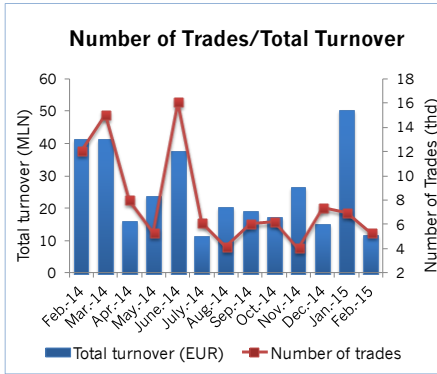
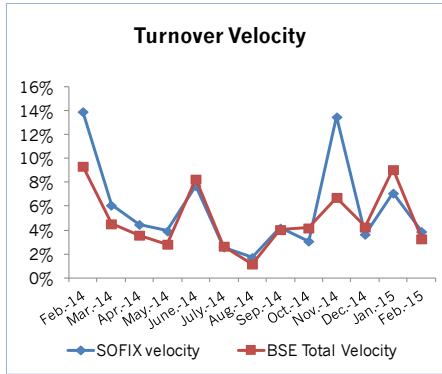
** P (prices) are weight-average

*** Financial reports data (ttm)

* National Classification of Economic Activities



Market Summary



BSE-SOFIA INDICES

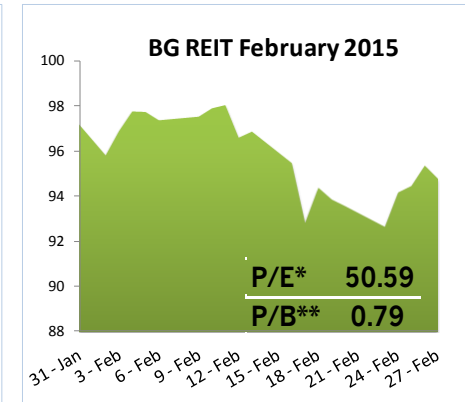
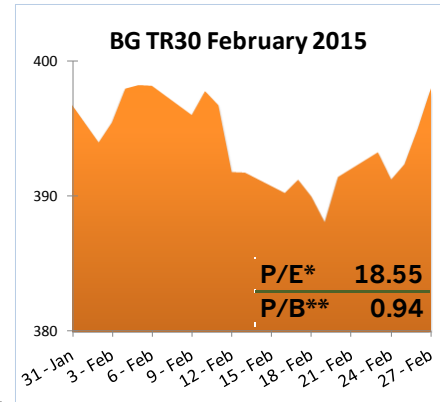
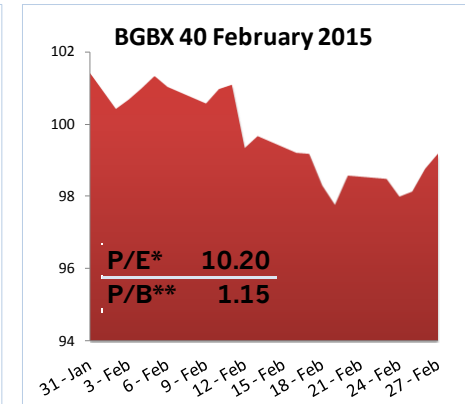
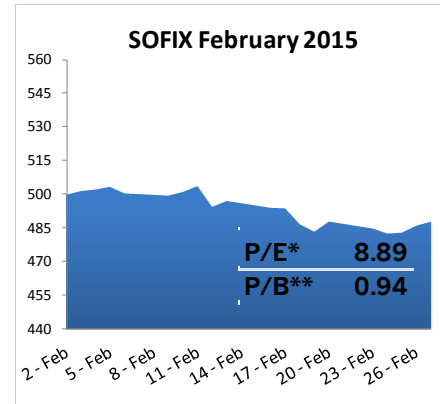
	Market Cap (EUR)	% of total Market Cap	Total turnover (EUR)	% of total turnover	All Trades	% of all trades
SOFIX	1 321 047 013	35.84%	4 273 734	42.51%	2 654	51.59%
BGBX 40	2 353 428 128	63.85%	7 453 008	74.13%	4 348	84.53%
BGREIT	145 004 235	3.93%	2 492 631	24.79%	1 136	22.08%
BGTR30	1 838 256 985	49.87%	6 988 640	69.51%	3 807	74.01%

Liquidity Ranking

BSE Code	Issuer	Trades	Volume (lots)	Turnover (EUR)
6A6	Advance Terrafund REIT-Sofia	817	1 868 406	2 292 669
T57	Trace Group Hold AD-Sofia	462	424 376	1 655 125
6C4	Chimimport AD-Sofia	407	332 946	272 675
5BU	Bulgarian Real Estate Fund REIT-Sofia	295	695 520	180 216
4CF	CB Central Cooperative Bank AD-Sofia	273	218 434	112 937

MEMBERS

Trades	Turnover ('000 EUR)
Inv. Intermediary "Karoll"	3 043
Inv. Intermediary "Elana Trading"	1 273
Inv. Intermediary "BenchMark Finance"	830
Inv. Intermediary "First Financial Brokerage House"	682
Inv. Intermediary "Capman"	602
Inv. Intermediary "Capman"	4 820
Inv. Intermediary "Karoll"	3 637
Inv. Intermediary "Euro - Finance"	2 674
Inv. Intermediary "First Financial Brokerage House"	2 552
Inv. Intermediary "Elana Trading"	2 038



* P (prices) are weight-average

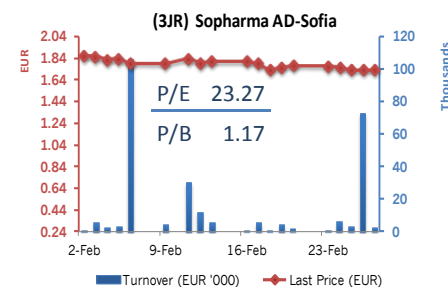
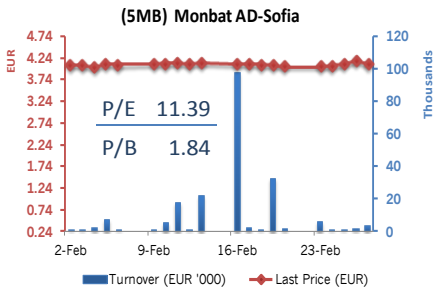
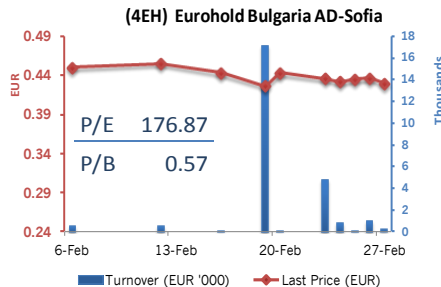
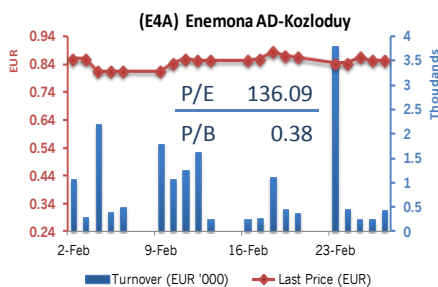
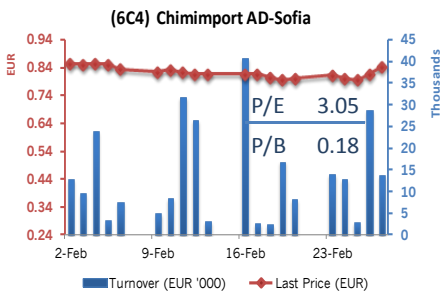
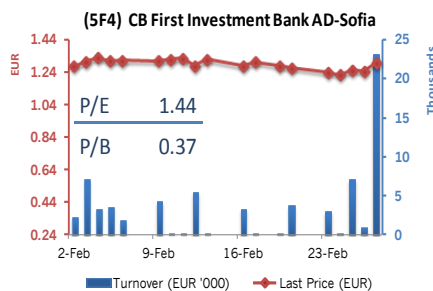
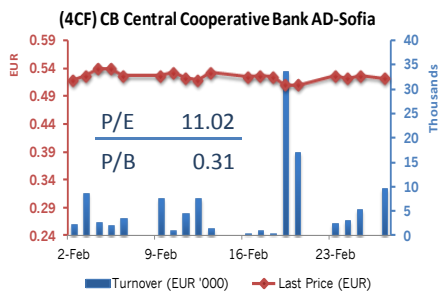
** Financial reports data (ttm)



Market Summary

PREMIUM MARKET

		Trading on regulated market in February				
BSE Code	Company	Issue Size (Shares)	Market Capitalization (EUR)	Trades (#)	Volume (lots)	Value (EUR)
4CF	CB Central Cooperative Bank AD-Sofia	113 154 291	59 011 968	273	218 434	112 937
5F4	CB First Investment Bank AD-Sofia	110 000 000	143 136 162	118	54 899	69 166
6C4	Chimimport AD-Sofia	150 858 809	127 114 993	407	332 946	272 675
E4A	Enemona AD-Kozloduy	11 933 600	10 189 593	85	21 359	17 933
4EH	Eurohold Bulgaria AD-Sofia	127 345 000	54 757 901	76	58 640	25 286
5MB	Monbat AD-Sofia	39 000 000	160 121 278	123	49 446	203 234
3JR	Sopharma AD-Sofia	132 000 000	229 400 306	129	148 993	266 236
Total			783 732 201	1 211	884 717	967 467



CB CENTRAL COOPERATIVE BANK AD
Banking
www.ccbank.bg

CB FIRST INVESTMENT BANK AD
Banking
www.fibank.bg

CHIMIMPORT AD
Holding Company
www.chimimport.bg

ENEMONA AD
Engineering
www.enemona.bg

EUROHOLD BULGARIA AD
Car Sales-Leasing-Insurance
www.eurohold.bg

MONBAT AD
Batteries Manufacturer
www.monbat.bg

SOPHARMA AD
Pharmaceuticals
www.sopharma.bg