



BSE Main Market Summary

February 2013



CAPITALIZATION OF BSE MAIN MARKET		
As of 28 February 2013		
Market Segment	Capitalization (EUR)	Change Jan '13 %
Premium Equities Segment	610,171,908	-8.15%
Standard Equities Segment	3,120,250,440	-3.03%
Special Purpose Vehicles Segment	254,766,449	-1.18%
Total Capitalization	3,985,188,797	-3.74%

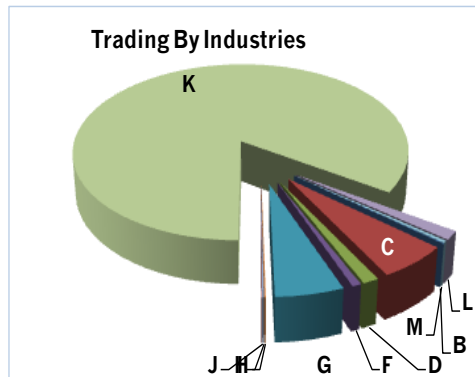
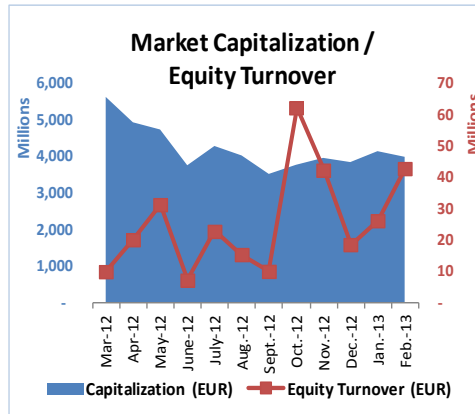
* As of the end of the period

BSE INDICES	
SOFIX	
Value	382.04
Monthly change	-4.39%
Annual change	21.87%
P/E	5.94
P/B	0.85

BG 40	
Value	128.37
Monthly change	-1.82%
Annual change	18.22%
P/E	23.81
P/B	0.7

BG TR30	
Value	285.52
Monthly change	-5.68%
Annual change	11.22%
P/E	17.22
P/B	0.92

BG REIT	
Value	83.32
Monthly change	-0.82%
Annual change	41.85%
P/E	11.36
P/B	0.97



MONTHLY TRADING BY BSE MAIN MARKET SEGMENTS			
Market Segment	February 2013		Change Jan '13
	Trades	Turnover (EUR)	Turnover %
Premium Equities Segment	4,316	3,923,673	-61.6%
Standard Equities Segment	4,158	28,734,148	102.7%
Special Purpose Vehicles Segment	985	10,216,533	472.5%
Bonds Segment	58	6,130,098	334.3%
Compensatory Instruments Segment	421	330,526	-12.1%
Structured Products Segment	15	2,323	192.3%
Subscription Rights Segment	0	0	N.A.
TOTAL:	9,953	49,337,300	76.33%

TRADING BY INDUSTRIES (ACCORDING TO NACE.BG* - 2008)	Turnover (EUR)	Market Cap. (EUR)	Turnover Velocity
B Mining and quarrying	39,117	45,332,684	0.086%
C Manufacturing	2,521,964	1,212,403,090	0.208%
D Electricity,gas,steam and air conditioning supply	560,285	335,126,936	0.167%
F Construction	312,529	85,872,130	0.364%
G Wholesale and retail trade; repair of motor vehicles and motorcycles	2,377,203	375,199,702	0.634%
H Transportation and storage	48,201	66,589,464	0.072%
I Accommodation and food service activities	59,622	135,402,965	0.044%
J Information and communication	33,663	453,181,664	0.007%
K Financial and insurance activities	36,135,781	2,071,238,409	1.745%
L Real estate activities	638,337	295,959,494	0.216%
M Professional, scientific and technical activities	147,651	44,156,644	0.334%

* National Classification of Economic Activities

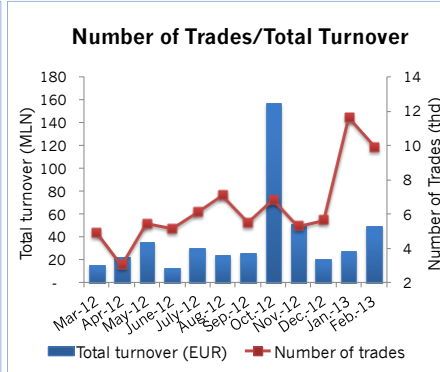
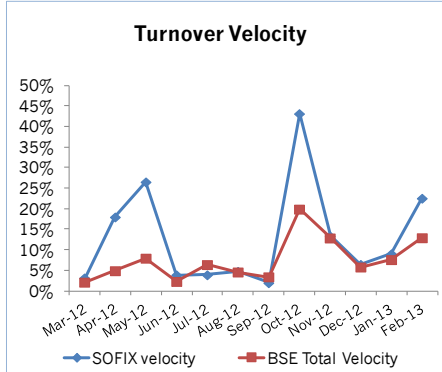
* Values as of 28 February 2013

** P (prices) are weight-average

** Financial reports data (ttm)



Market Summary

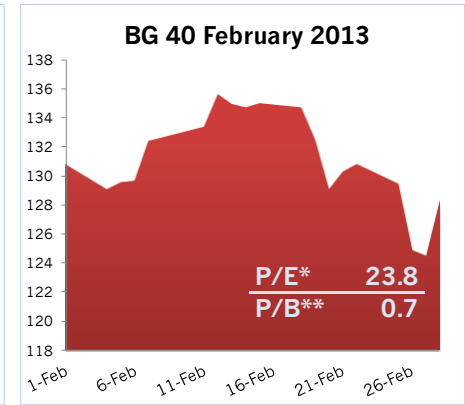
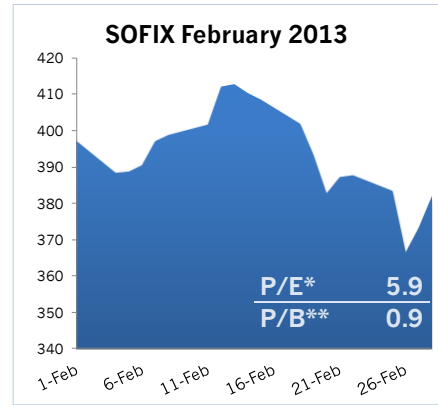


BSE-SOFIA INDICES

	Market Cap (EUR)	% of total Market Cap	Total turnover (EUR)	% of total turnover	All Trades	% of all trades
SOFIX	1,553,797,596	38.99%	29,152,405	67.99%	5,440	57.51%
BG 40	2,016,693,365	50.60%	40,645,042	94.80%	8,042	85.02%
BGREIT	178,864,405	4.49%	2,000,051	4.66%	686	7.25%
BGTR30	2,045,942,560	51.34%	40,601,776	94.70%	6,573	69.49%

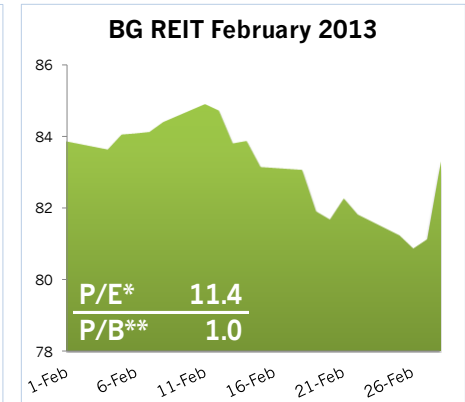
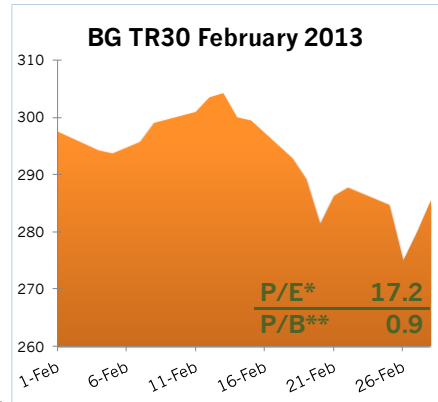
LIQUIDITY RANKING

BSE Code	Issuer	Trades	Volume (lots)	Turnover (EUR)
4CF	CB Central Cooperative Bank AD-Sofia	1,917	2,961,741	1,340,021
6C4	Chimimport AD-Sofia	1,336	1,095,507	799,063
T43	Zarneni Hrani Bulgaria AD-Sofia	650	1,289,277	260,034
3JR	Sopharma AD-Sofia	461	328,516	370,477
6A6	Advance Terrafund REIT-Sofia	397	800,755	1,000,012



MEMBERS

Trades	Turnover ('000 EUR)
Inv. Intermediary "Karoll"	57,480
Inv. Intermediary "Elana Trading"	5,529
Inv. Intermediary "BenchMark Finance"	4,683
Inv. Intermediary "First Financial Brokerage House"	4,452
Inv. Intermediary "Capman"	4,078



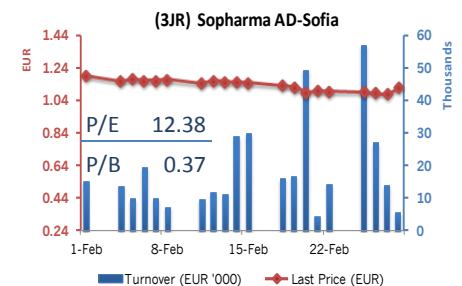
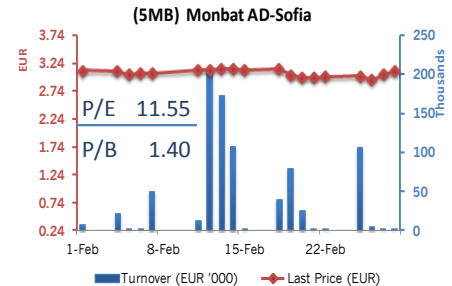
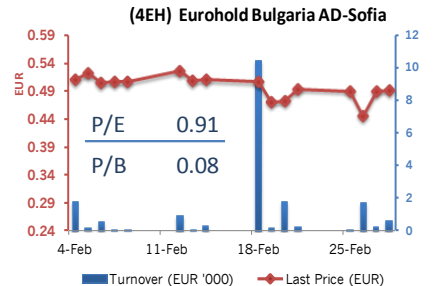
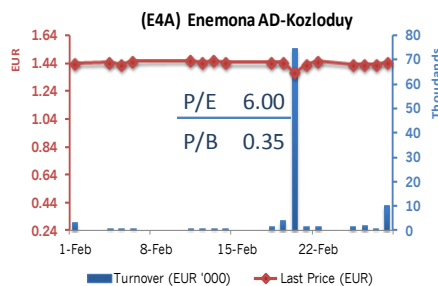
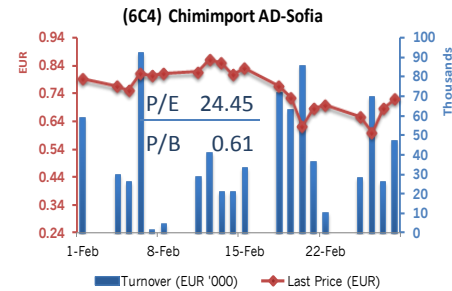
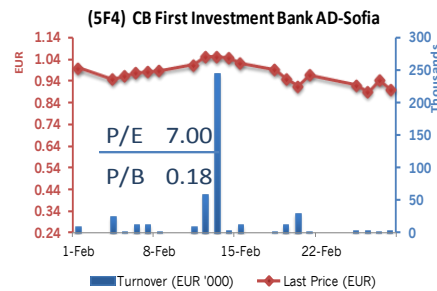
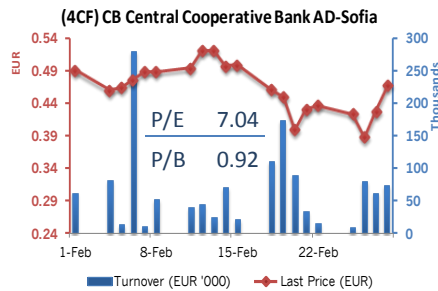
* P (prices) are weight-average ** Financial reports data (ttm)



Market Summary

PREMIUM MARKET

BSE Code	Company	Issue Size (Shares)	Trading on regulated market in February			
			Market Capitalization (EUR)	Trades (#)	Volume (lots)	Value (EUR)
4CF	CB Central Cooperative Bank AD-Sofia	113,154,291	52,821,497	1,917	2,961,741	1,340,021
5F4	CB First Investment Bank AD-Sofia	110,000,000	99,604,771	268	440,809	449,929
6C4	Chimimport AD-Sofia	150,858,809	108,757,367	1,336	1,095,507	799,063
E4A	Enemona AD-Kozloduy	11,933,600	17,261,293	90	71,486	102,288
4EH	Eurohold Bulgaria AD-Sofia	127,345,000	62,766,488	93	38,519	19,292
5MB	Monbat AD-Sofia	39,000,000	120,818,783	151	272,851	842,603
3JR	Sopharma AD-Sofia	132,000,000	148,141,710	461	328,516	370,477
Total			610,171,908	4,316	5,209,429	3,923,673



CB CENTRAL COOPERATIVE BANK AD
Banking
www.ccbank.bg

CB FIRST INVESTMENT BANK AD
Banking
www.fibank.bg

CHIMIMPORT AD
Holding Company
www.chimimport.bg

ENEMONA AD
Engineering
www.enemona.bg

EUROHOLD BULGARIA AD
Car Sales-Leasing-Insurance
www.eurohold.bg

MONBAT AD
Batteries Manufacturer
www.monbat.bg

SOPHARMA AD
Pharmaceuticals
www.sopharma.bg