



CAPITALIZATION OF BSE MAIN MARKET			
As at 31 Dec 2024			
Market Segment	Capitalization (EUR)	Change	Change
		Nov 24 %	Dec 23 %
EuroBridge Market Segment	608 346 782	-1,47%	N/A
Premium Equities Segment	1 328 390 581	3,23%	-15,73%
Standard Equities Segment	4 527 169 005	3,44%	15,40%
Special Purpose Vehicles Segment	663 723 576	0,31%	8,98%
Total Capitalization	7 127 629 944	2,67%	16,68%

BSE INDICES *

SOFIX

Value *	892,74
Monthly change	5,45%
Annual change	16,68%
P/E **	9,74
P/B **	1,67

BGREIT

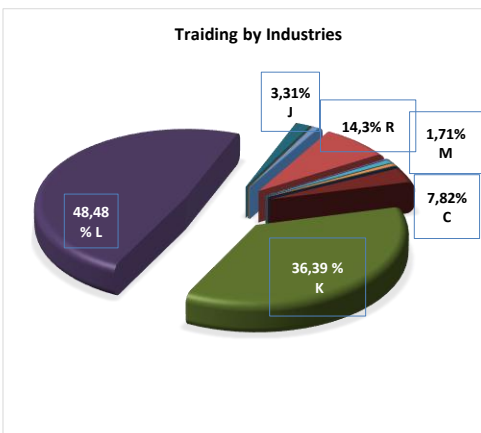
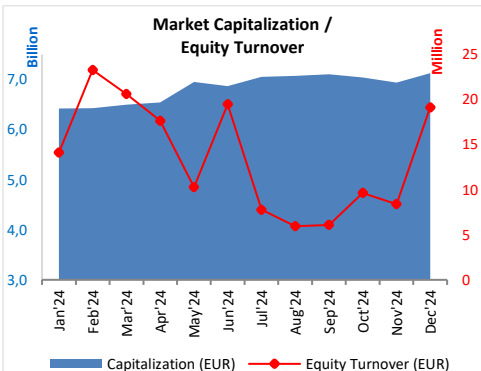
Value *	214,66
Monthly change	1,10%
Annual change	12,80%
P/E **	23,75
P/B **	2,64

BGTR30

Value *	863,62
Monthly change	1,58%
Annual change	8,03%
P/E **	27,72
P/B **	1,96

BGBX40

Value *	171,82
Monthly change	3,45%
Annual change	8,84%
P/E **	13,37
P/B **	2,07



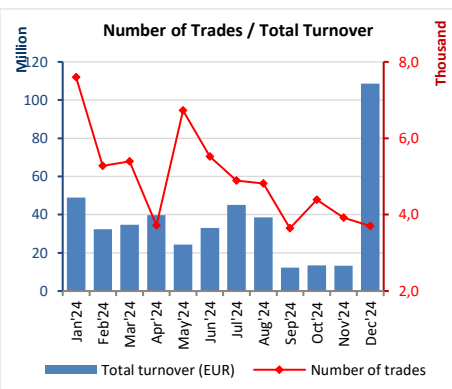
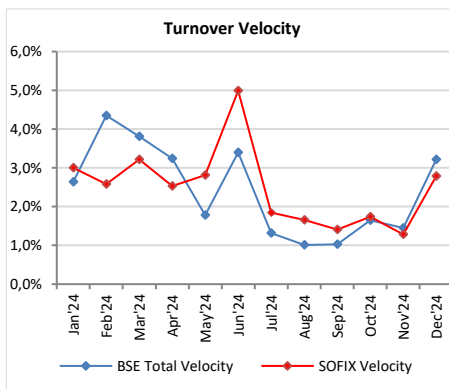
MONTHLY TRADING BY BSE MAIN MARKET SEGMENTS		Change	Change	
Market Segment	December 2024		Nov 24	Dec 23
	Trades	Turnover (EUR)	Turnover %	Turnover %
EuroBridge Market Segment	253	1 631 921	41,11%	N/A
Premium Equities Segment	1 260	2 767 431	120,21%	-64,73%
Standard Equities Segment	1 576	11 942 516	131,34%	33,32%
Special Purpose Vehicles Segment	368	2 795 315	236,82%	-5,44%
Bonds Segment	50	26 604 641	588,90%	233,35%
Compensatory Instruments Segment	72	130 276	38,24%	185,29%
Exchange Traded Products Segment	89	62 641 582	7551,49%	10715,31%
Subscription Rights Segment	38	72 090	112,73%	N/A
Government Securities Segment	0	0	N/A	N/A
Initial Public Offering Segment	0	0	N/A	-100,0%
TOTAL:	3 706	108 585 772	721,74%	121,51%

TRADING BY INDUSTRIES ACCORDING TO		Turnover	Market Cap.	Turnover
NATIONAL CLASSIFICATION OF ECONOMIC ACTIVITIES		(EUR)	(EUR)	Velocity
B	Mining and quarrying	4 643	22 007 423	0,021%
C	Manufacturing	1 496 880	2 168 770 182	0,069%
D	Electricity, gas, steam and air conditioning supply	0	0	N/A
F	Construction	29 830	73 002 255	0,041%
G	Wholesale and retail trade; repair of motor vehicles and motorcycles	146 397	137 644 071	0,106%
H	Transportation and storage	96 768	572 772 130	0,017%
I	Accommodation and food service activities	23 780	54 620 366	0,044%
J	Information and communication	633 627	102 577 883	0,618%
K	Financial and insurance activities	6 964 399	3 088 243 767	0,226%
L	Real estate activities	9 276 803	586 526 924	1,582%
M	Professional, scientific and technical activities	327 777	170 405 594	0,192%
N	Administrative and support service activities	1 391	1 303 794	0,107%
R	Arts, entertainment and recreation	134 887	149 755 555	0,090%

* Values as at 31 December 2024;
 ** P (prices) are weighted-average.
 Earnings and Book value are Financial reports data (ttm)



Market Summary

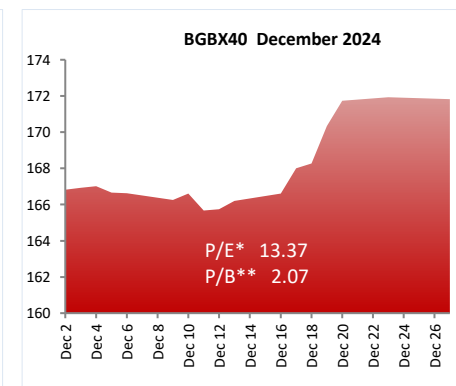
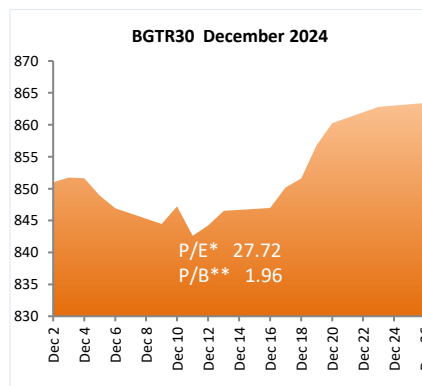
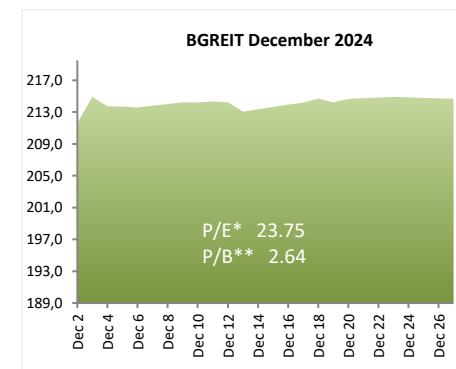
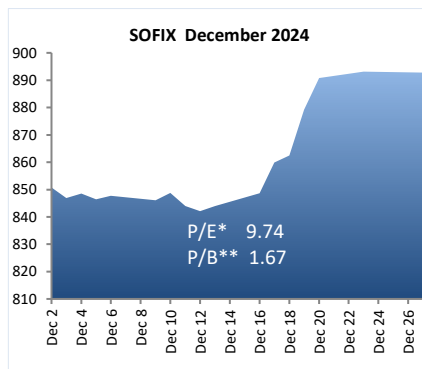


BSE INDICES

	Market Cap (EUR)	% of total Market Cap	Turnover (EUR)	% of total turnover	Trades	% of all trades
SOFIX	2 656 357 336	37,27%	5 932 787	33,89%	2 061	64,33%
BGREIT	420 405 280	5,90%	1 756 967	10,04%	282	8,80%
BGTR30	4 054 403 092	56,88%	15 793 572	90,22%	2 713	84,68%
BGBX40	4 865 593 766	68,26%	14 850 374	84,83%	3 094	96,57%

Liquidity Ranking					
BSE Code	Issuer	Trades	Volume (lots)	Turnover (EUR)	
EUBG	Eurohold Bulgaria	374	1 103 377	916 419	TOP 5
SLYG	Shelly Group	253	48 419	1 631 920	
SFA	Sopharma	238	266 039	777 802	
WISR	Wiser Technology	233	103 213	271 597	
CCB	CB Central Cooperative Bank	205	338 961	290 378	

BSE- Members		
Trades		Turnover (EUR '000)
Karoll	2 519 Euro – Finance	127 862
Elana Trading	1 254 Real Finance	27 543
BenchMark Finance	758 Central Cooperative Bank	21 609
First Financial Brokerage House	638 ABV Investments	16 668
UG Market	448 UG Market	5 995



* P (prices) are weighted-average

** Financial reports data (ttm)



Market Summary

PREMIUM MARKET



Trading on regulated market in December										
Ticker	Company	Industry	Last Price (EUR)	Change	Issue Size (Shares)	Market Capitalisation (EUR)	Trades (#)	Volume (lots)	Value (EUR)	
AGH	Agria Group Holding	Professional, scientific and technical activities	10,124	0,51%	6 800 000	18 948 477	72	11 851	121 642	
BSE	Bulgarian Stock Exchange	Financial and insurance activities	4,014	1,95%	13 165 720	133 284 210	122	254 382	1 020 631	
CCB	CB Central Cooperative Bank	Financial and insurance activities	0,859	-1,75%	127 129 970	510 254 094	205	338 961	290 378	
CHIM	Chimimport	Financial and insurance activities	0,353	-2,82%	239 646 267	205 849 040	133	233 806	84 772	
FIB	CB First Investment Bank	Financial and insurance activities	2,209	13,68%	149 084 800	52 595 835	134	62 351	124 994	
KBG	Korado-Bulgaria	Manufacturing	2,250	3,29%	13 168 614	29 086 583	10	2 045	4 606	
MONB	Monbat	Manufacturing	1,350	0,76%	39 000 000	87 737 687	15	3 832	5 095	
SFA	Sopharma	Manufacturing	2,955	1,40%	179 100 063	241 751 157	238	266 039	777 802	
SGH	Sirma Group Holding	Professional, scientific and technical activities	0,483	-5,50%	59 360 518	175 426 184	98	135 231	65 913	
WISR	Wiser Technology	Information and communication	2,659	-4,59%	16 334 362	7 892 287	233	103 213	271 597	
TOTAL:						1 462 825 555	1 260 141 711	2 767 431		

