



CAPITALIZATION OF BSE MAIN MARKET

As at 31 Dec 2023		Change	Change
Market Segment	Capitalization (EUR)	Nov 23 %	Dec 22 %
Premium Equities Segment	1 576 378 968	-2,91%	92,61%
Standard Equities Segment	3 960 435 409	-3,87%	-4,82%
Special Purpose Vehicles Segment	609 039 167	-0,94%	4,06%
Total Capitalization	6 145 853 543	-3,34%	10,44%

BSE INDICES *

SOFIX

Value *	765,12
Monthly change	2,53%
Annual change	27,20%
P/E **	9,87
P/B **	1,67

BGREIT

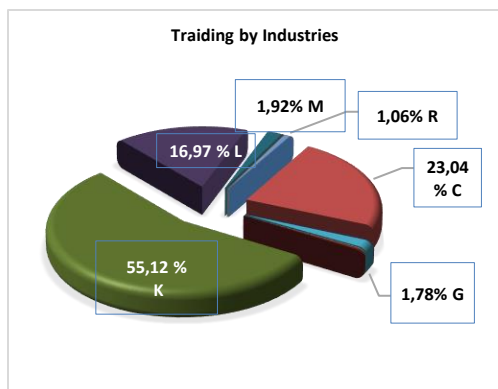
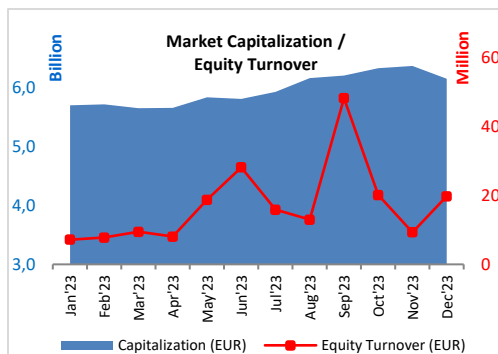
Value *	190,3
Monthly change	0,53%
Annual change	3,89%
P/E **	10,21
P/B **	2,80

BGTR30

Value *	799,44
Monthly change	2,33%
Annual change	9,33%
P/E **	61,68
P/B **	2,03

BGBX40

Value *	157,87
Monthly change	0,55%
Annual change	13,35%
P/E **	12,66
P/B **	1,67



MONTHLY TRADING BY BSE MAIN MARKET SEGMENTS

Market Segment	December 2023		Change	Change
	Trades	Turnover (EUR)	Nov 23 Turnover %	Dec 22 Turnover %
Premium Equities Segment	2 219	7 845 696	186,83%	1004,72%
Standard Equities Segment	1 933	8 957 941	61,57%	-57,95%
Special Purpose Vehicles Segment	285	2 956 105	184,76%	-61,63%
Bonds Segment	55	7 980 933	-22,25%	241,41%
Compensatory Instruments Segment	27	45 665	-83,11%	141,05%
Exchange Traded Products Segment	117	579 193	516,55%	67,36%
Subscription Rights Segment	0	0	-100,00%	N/A
Government Securities Segment	0	0	N/A	N/A
Initial Public Offering Segment	14	20 655 000	N/A	N/A
TOTAL:	4 650	49 020 532	145,75%	51,20%

TRADING BY INDUSTRIES ACCORDING TO

NATIONAL CLASSIFICATION OF ECONOMIC ACTIVITIES

	Turnover (EUR)	Market Cap. (EUR)	Turnover Velocity
B Mining and quarrying	1 038	30 010 122	0,003%
C Manufacturing	4 203 811	1 978 780 176	0,212%
D Electricity, gas, steam and air conditioning supply	12 954	0	N/A
F Construction	1 413	46 770 936	0,003%
G Wholesale and retail trade; repair of motor vehicles and motorcycles	325 490	145 797 984	0,223%
H Transportation and storage	15 732	386 716 768	0,004%
I Accommodation and food service activities	5 753	55 057 329	0,010%
J Information and communication	55 222	65 202 613	0,085%
K Financial and insurance activities	11 560 432	2 642 950 951	0,437%
L Real estate activities	3 094 756	522 990 572	0,592%
M Professional, scientific and technical activities	349 953	173 711 625	0,201%
N Administrative and support service activities	157	1 119 729	0,014%
R Arts, entertainment and recreation	133 030	96 744 739	0,138%

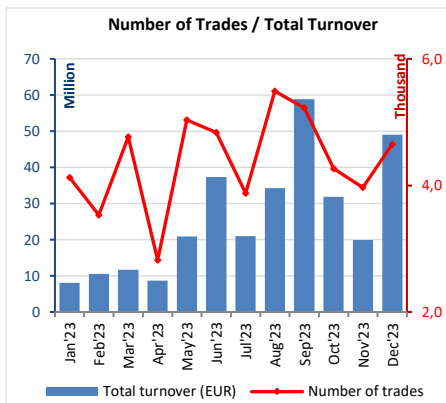
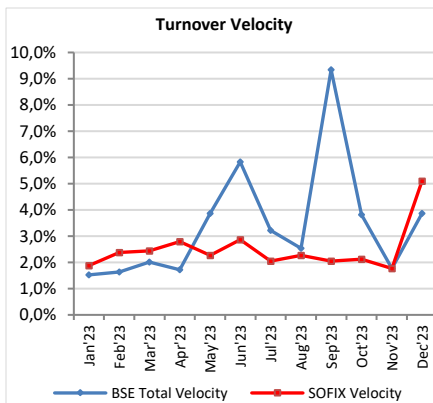
* Values as at 31 December 2023;

** P (prices) are weighted-average.

Earnings and Book value are Financial reports data (ttm)



Market Summary

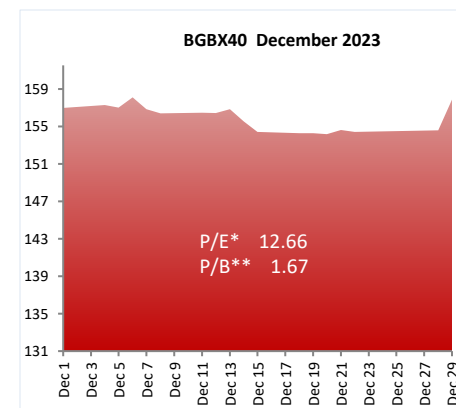
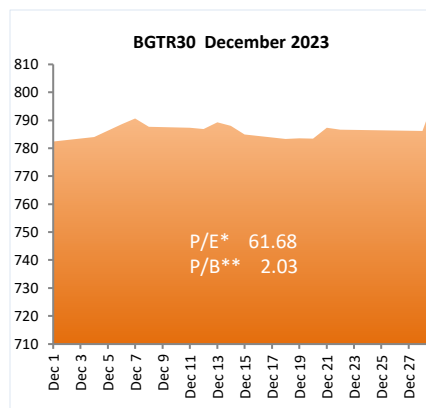
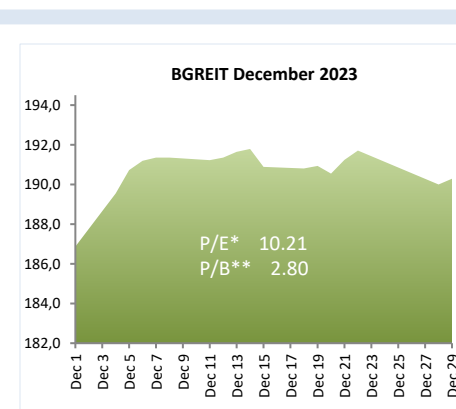
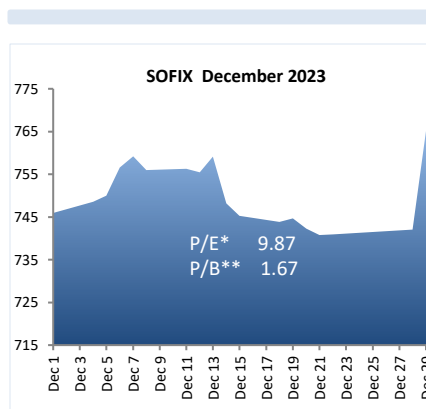


BSE INDICES

	Market Cap (EUR)	% of total Market Cap	Turnover (EUR)	% of total turnover	Trades	% of all trades
SOFIX	2 422 460 151	39,42%	10 273 368	51,99%	3 269	73,68%
BGREIT	396 937 870	6,46%	3 544 174	17,94%	269	6,06%
BGTR30	3 394 449 264	55,23%	16 651 234	84,27%	3 145	70,88%
BGBX40	4 294 867 819	69,88%	12 457 189	63,04%	4 033	90,89%

Liquidity Ranking				
BSE Code	Issuer	Trades	Volume (lots)	Turnover (EUR)
SFA	Sopharma	716	1 232 649	3 878 140
DUH	Doverie United Holding	463	356 134	1 558 458
SLYG	Shelly Group	431	75 427	1 627 295
EUBG	Eurohold Bulgaria	296	772 671	604 285
CCB	CB Central Cooperative Bank	295	558 601	438 925

BSE- Members			
	Trades		Turnover (EUR '000)
Karoll	3 055	Focal Point Investments	29 186
Elana Trading	1 568	ABV Investments	16 582
First Financial Brokerage House	1 165	Euro – Finance	11 973
BenchMark Finance	990	Real Finance	7 833
UG Market	711	First Financial Brokerage House	5 750



* P (prices) are weighted-average

** Financial reports data (ttm)



Market Summary

PREMIUM MARKET



Trading on regulated market in December

Ticker	Company	Industry	Last Price (EUR)	Change	Issue Size (Shares)	Market Capitalisation (EUR)	Trades (#)	Volume (lots)	Value (EUR)
AGH	Agria Group Holding	Financial and insurance activities	10,328	0,00%	6 800 000	70 231 053	107	8 510	88 716
BSE	Bulgarian Stock Exchange	Professional, scientific and technical activities	6,136	9,09%	6 582 860	40 389 154	117	170 975	968 898
CCB	CB Central Cooperative Bank	Financial and insurance activities	0,762	-1,97%	127 129 970	96 850 777	295	558 601	438 925
CHIM	Chimimport	Financial and insurance activities	0,339	2,15%	239 646 267	81 359 383	195	773 858	262 266
FIB	CB First Investment Bank	Financial and insurance activities	1,493	10,61%	149 084 800	222 579 476	235	193 762	289 919
KBG	Korado Bulgaria	Financial and insurance activities	2,076	-7,73%	13 168 614	27 336 002	25	5 319	11 475
MONB	Monbat	Manufacturing	1,953	-5,91%	39 000 000	76 172 264	71	47 573	95 409
SFA	Sopharma	Manufacturing	2,925	-19,66%	172 590 578	504 756 603	716	1 232 649	3 878 140
SGH	Sirma Group Holding	Manufacturing	0,371	3,57%	59 360 518	22 004 149	27	504 925	184 653
SLYG	Shelly Group	Professional, scientific and technical activities	24,082	15,44%	18 050 945	434 700 107	431	75 427	1 627 295
TOTAL:						1 576 378 968	2 219	3 571 599	7 845 696

Premium Market Cap

