



CAPITALIZATION OF BSE MAIN MARKET			
As of 31 December 2014			
Market Segment	Capitalization (EUR)	Change Nov '14 %	Change Dec '13 %
Premium Equities Segment	860 457 289	2.31%	9.10%
Standard Equities Segment	2 763 866 347	4.33%	-5.15%
Special Purpose Vehicles Segment	288 839 615	0.54%	9.42%
Total Capitalization	3 913 163 251	3.59%	-1.34%

BSE INDICES

SOFIX

Value	522.1
Monthly change	1.49%
Annual change	6.22%
P/E	8.18
P/B	1.01

BGBX 40

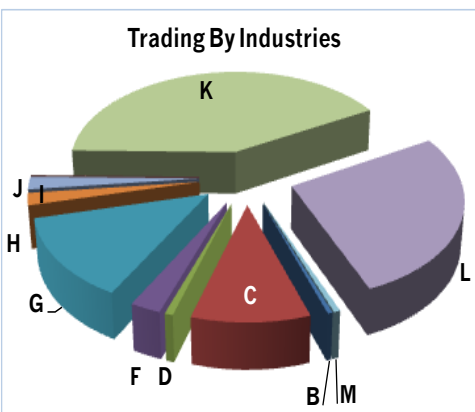
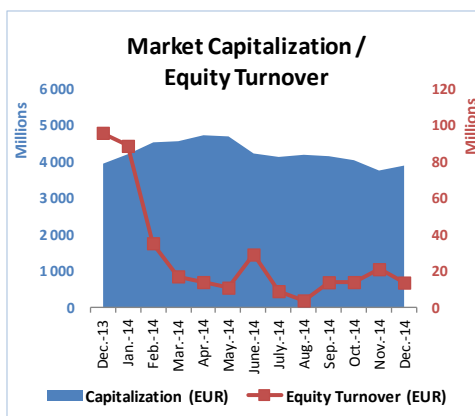
Value	104.61
Monthly change	1.27%
Annual change	4.61%
P/E	9.12
P/B	1.3

BG TR30

Value	407.5
Monthly change	1.07%
Annual change	16.75%
P/E	17.86
P/B	0.97

BG REIT

Value	98.75
Monthly change	1.45%
Annual change	11.38%
P/E	16.1
P/B	0.83



MONTHLY TRADING BY BSE MAIN MARKET SEGMENTS				
Market Segment	December 2014		Change Nov '14	Change Dec '13
	Trades	Turnover (EUR)	Turnover %	Turnover %
Premium Equities Segment	2 846	2 318 464	-83.97%	-62.65%
Standard Equities Segment	3 559	10 055 886	79.60%	-87.41%
Special Purpose Vehicles Segment	819	1 504 407	27.59%	-85.19%
Bonds Segment	20	925 134	-81.46%	-96.33%
Compensatory Instruments Segment	142	133 795	7.95%	-87.48%
Exchange Traded Products Segment	6	77	195.13%	n/a
Subscription Rights Segment	25	4 655	69.39%	-72.90%
TOTAL:	7 417	14 942 418	-43.31%	-87.80%

TRADING BY INDUSTRIES (ACCORDING TO NACE.BG* - 2008)	Turnover (EUR)	Market Cap. (EUR)	Turnover Velocity
B Mining and quarrying	56 506	59 895 203	0.094%
C Manufacturing	1 354 131	1 095 681 964	0.124%
D Electricity, gas, steam and air conditioning supply	95 806	271 006 459	0.035%
F Construction	352 877	89 687 104	0.393%
G Wholesale and retail trade; repair of motor vehicles and motorcycles	1 855 607	367 376 100	0.505%
H Transportation and storage	277 592	99 210 541	0.280%
I Accommodation and food service activities	288 284	130 668 065	0.221%
J Information and communication	299	8 605 703	0.003%
K Financial and insurance activities	5 756 893	1 431 655 679	0.402%
L Real estate activities	3 766 547	293 704 098	1.282%
M Professional, scientific and technical activities	74 215	65 672 333	0.113%

* Values as of 31 December 2014

** P (prices) are weight-average

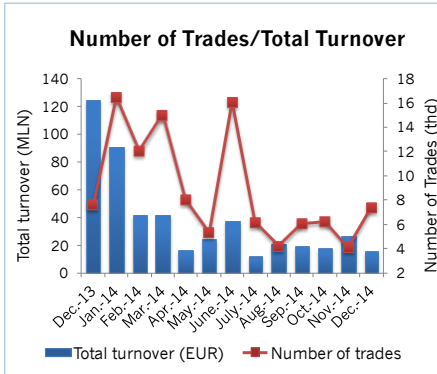
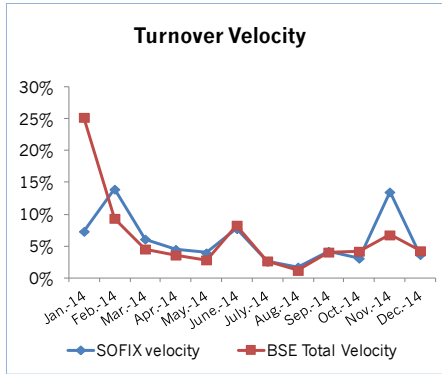
*** Financial reports data (ttm)

**** BGBX 40 is a new index of BSE-Sofia, which was introduced on 02 January 2014 to replace the BG 40 index

* National Classification of Economic Activities



Market Summary



BSE-SOFIA INDICES

	Market Cap (EUR)	% of total Market Cap	Total turnover (EUR)	% of total turnover	All Trades	% of all trades
SOFIX	1 421 124 814	36.32%	4 324 430	31.16%	4 498	62.26%
BGBX 40	4 987 944 881	65.17%	14 353 551	52.88%	6 205	85.89%
BGREIT	148 794 225	3.80%	1 402 715	10.11%	647	8.96%
BGTR30	1 905 507 596	48.69%	6 794 582	48.96%	5 349	74.04%

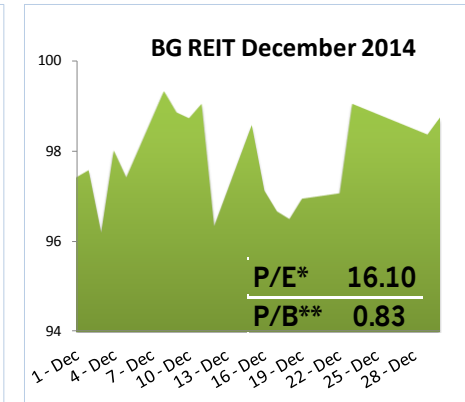
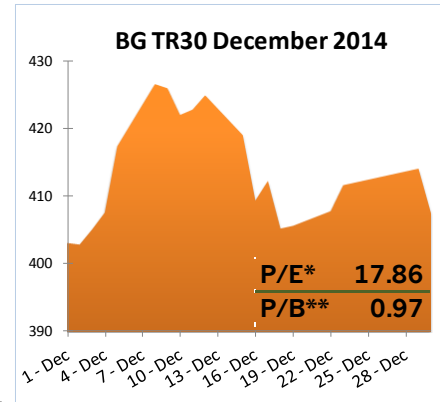
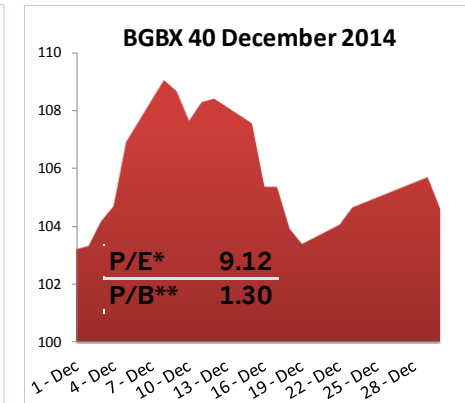
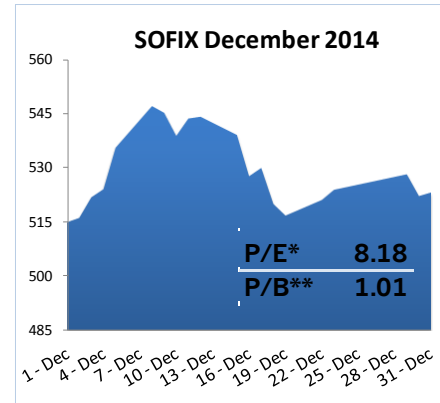
** BGBX 40 is a new index of BSE-Sofia, which was introduced on 02 January 2014 to replace the BG 40 index

Liquidity Ranking

BSE Code	Issuer	Trades	Volume (lots)	Turnover (EUR)
6C4	Chimimport AD-Sofia	1 391	871 823	833 779
4CF	CB Central Cooperative Bank AD-Sofia	551	598 329	354 153
6A6	Advance Terrafund REIT-Sofia	442	755 837	935 995
T43	Zarneni Hrani Bulgaria AD-Sofia	352	512 823	142 211
5F4	CB First Investment Bank AD-Sofia	257	128 684	178 502

MEMBERS

Trades	Turnover ('000 EUR)
Inv. Intermediary "Karoll"	4 452
Inv. Intermediary "Elana Trading"	2 329
Inv. Intermediary "BenchMark Finance"	1 420
Inv. Intermediary "First Financial Brokerage House"	1 259
Inv. Intermediary "UG Market"	594
CB "Central Cooperative Bank"	6 464
Inv. Intermediary "Sofia International Securities"	3 301
Inv. Intermediary "Karoll"	3 013
Inv. Intermediary "Real Finance"	2 882
Inv. Intermediary "First Financial Brokerage House"	2 740



* P (prices) are weight-average

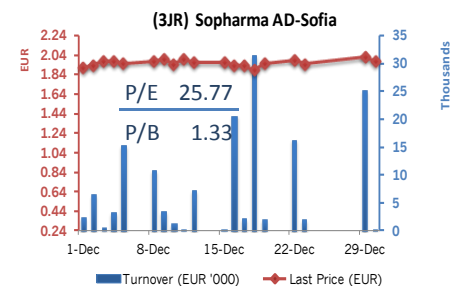
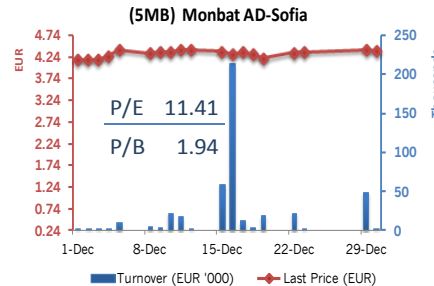
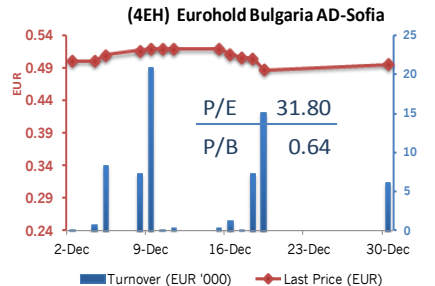
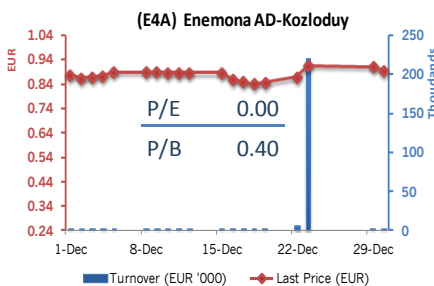
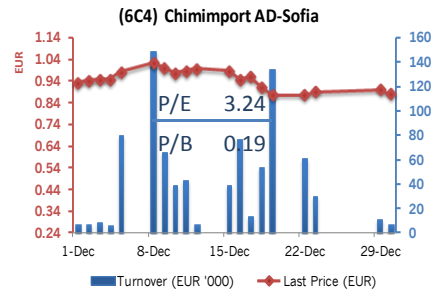
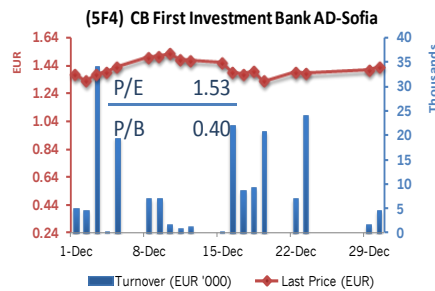
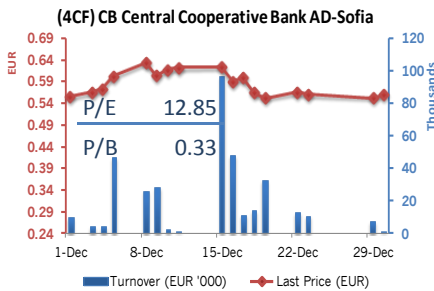
** Financial reports data (ttm)



Market Summary

PREMIUM MARKET

		Trading on regulated market in December				
BSE Code	Company	Issue Size (Shares)	Market Capitalization (EUR)	Trades (#)	Volume (lots)	Value (EUR)
4CF	CB Central Cooperative Bank AD-Sofia	113 154 291	63 582 502	551	598 329	354 153
5F4	CB First Investment Bank AD-Sofia	110 000 000	157 477 899	257	128 684	178 502
6C4	Chimimport AD-Sofia	150 858 809	133 208 491	1 391	871 823	833 779
E4A	Enemona AD-Kozloduy	11 933 600	10 677 717	91	257 513	239 640
4EH	Eurohold Bulgaria AD-Sofia	127 345 000	63 157 151	238	230 155	114 803
5MB	Monbat AD-Sofia	39 000 000	170 490 278	146	103 038	447 359
3JR	Sopharma AD-Sofia	132 000 000	261 863 250	172	76 676	150 228
Total			860 457 289	2 846	2 266 218	2 318 464



CB CENTRAL COOPERATIVE BANK AD
Banking
www.ccbank.bg

CB FIRST INVESTMENT BANK AD
Banking
www.fibank.bg

CHIMIMPORT AD
Holding Company
www.chimimport.bg

ENEMONA AD
Engineering
www.enemona.bg

EUROHOLD BULGARIA AD
Car Sales-Leasing-Insurance
www.eurohold.bg

MONBAT AD
Batteries Manufacturer
www.monbat.bg

SOPHARMA AD
Pharmaceuticals
www.sopharma.bg