



BSE Main Market Summary

December 2012



CAPITALIZATION OF BSE MAIN MARKET		
As of 31 December 2012		
Market Segment	Capitalization (EUR)	Change Nov. 12 %
Premium Equities Segment	496,486,014	2.95%
Standard Equities Segment	3,102,733,416	-2.10%
Special Purpose Vehicles Segment	240,840,559	-20.79%
Total Capitalization	3,840,059,989	-2.92%

* As of the end of the period

BSE INDICES

SOFIX

Value	345.46
Monthly change	5.46%
Annual change	7.25%
P/E	6.55
P/B	0.84

BG 40

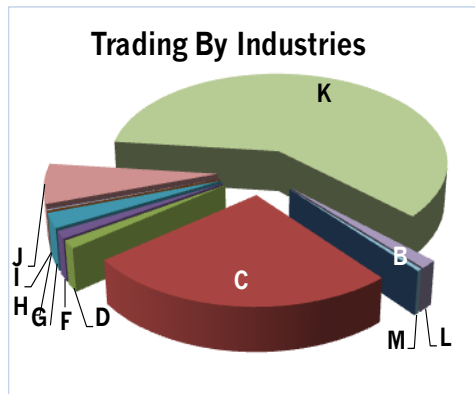
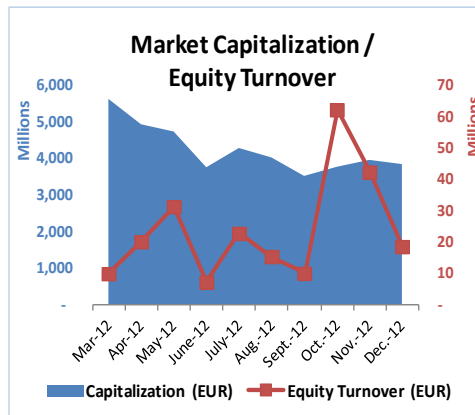
Value	125.11
Monthly change	2.37%
Annual change	10.04%
P/E	27.79
P/B	0.70

BG TR30

Value	257.87
Monthly change	2.35%
Annual change	185.73%
P/E	22.41
P/B	0.94

BG REIT

Value	79.62
Monthly change	0.04%
Annual change	55.36%
P/E	4.17
P/B	0.99



* Values as of 31 December 2012

** P (prices) are weight-average

** Financial reports data (ttm)

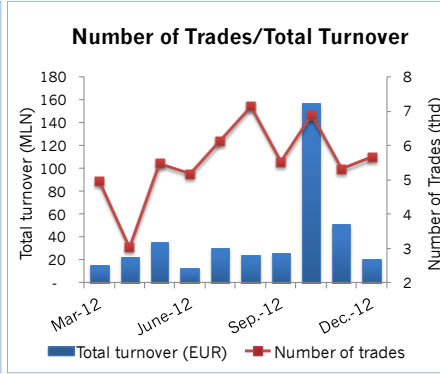
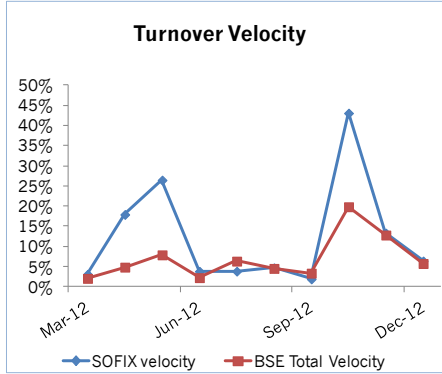
MONTHLY TRADING BY BSE MAIN MARKET SEGMENTS			
Market Segment	December 2012		Change Nov. '12
	Trades	Turnover (EUR)	Turnover %
Premium Equities Segment	1,490	4,564,193	136.2%
Standard Equities Segment	3,040	7,042,605	-75.2%
Special Purpose Vehicles Segment	484	6,930,504	-42.4%
Bonds Segment	45	1,789,789	-64.4%
Compensatory Instruments Segment	549	594,016	-56.4%
Structured Products Segment	64	31,353	24777.0%
Subscription Rights Segment	3	4,856	n.a.
TOTAL:	5,675	20,957,317	-57.01%

TRADING BY INDUSTRIES (ACCORDING TO NACE.BG* - 2008)	Turnover (EUR)	Market Cap. (EUR)	Turnover Velocity
B Mining and quarrying	5,271	35,329,310	0.015%
C Manufacturing	4,733,442	1,190,389,403	0.398%
D Electricity, gas, steam and air conditioning supply	257,092	378,643,624	0.068%
F Construction	239,539	73,577,302	0.326%
G Wholesale and retail trade; repair of motor vehicles and motorcycles	477,925	361,243,646	0.132%
H Transportation and storage	8,454	66,520,924	0.013%
I Accommodation and food service activities	29,046	126,228,691	0.023%
J Information and communication	1,272,811	429,946,048	0.296%
K Financial and insurance activities	11,181,812	1,955,462,962	0.572%
L Real estate activities	262,352	293,276,099	0.089%
M Professional, scientific and technical activities	69,559	41,143,938	0.169%

* National Classification of Economic Activities



Market Summary



BSE-SOFIA INDICES

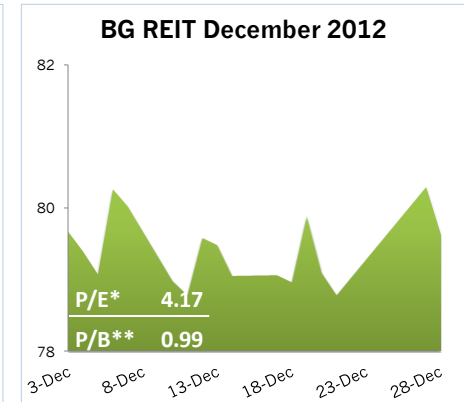
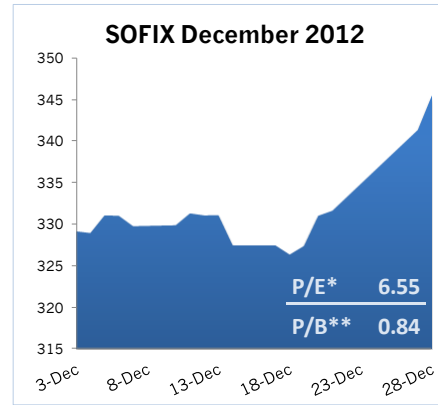
	Market Cap (EUR)	% of total Market Cap	Total turnover (EUR)	% of total turnover	All Trades	% of all trades
SOFIX	1,391,548,003	36.24%	7,448,760	40.18%	2,314	46.15%
BG 40	1,850,103,607	48.18%	10,589,252	57.12%	3,710	73.99%
BGREIT	169,023,368	4.40%	5,811,206	31.35%	346	6.90%
BGTR30	1,818,632,609	47.36%	12,122,484	65.40%	2,981	59.45%

LIQUIDITY RANKING

BSE Code	Issuer	Trades	Volume (lots)	Turnover (EUR)
3JR	Sopharma AD-Sofia	476	2,544,513	2,630,982
6C4	Chimimport AD-Sofia	285	3,411,765	1,153,577
5SR	Stara Planina Hold AD-Sofia	268	225,625	296,617
5PET	Petrol AD-Sofia	257	75,940	219,166
4CF	CB Central Cooperative Bank AD-Sofia	227	374,609	108,835

MEMBERS

Trades	Turnover ('000 EUR)
Inv. Intermediary "Karoll"	7,695
Inv. Intermediary "First Financial Brokerage House"	6,910
Inv. Intermediary "BenchMark Finance"	4,088
Inv. Intermediary "Elana Trading"	4,085
Inv. Intermediary "Capman"	3,317



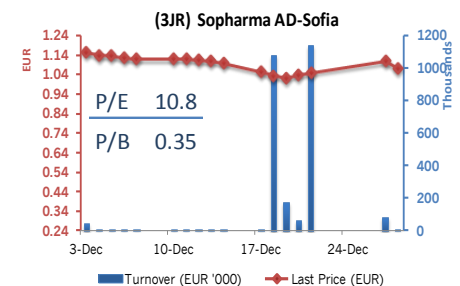
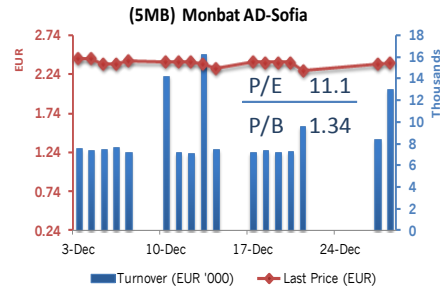
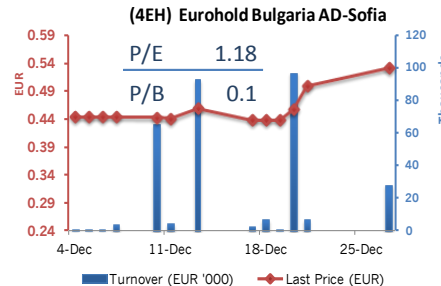
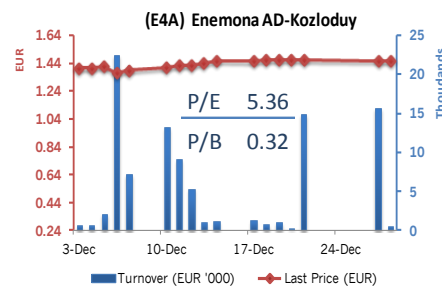
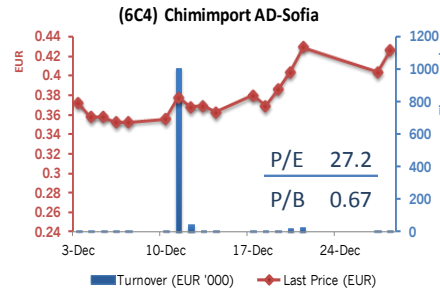
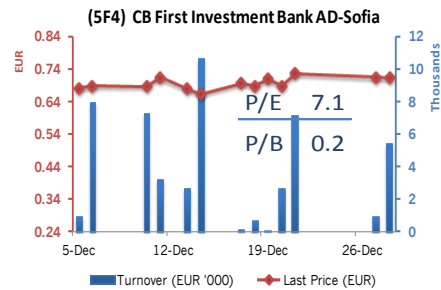
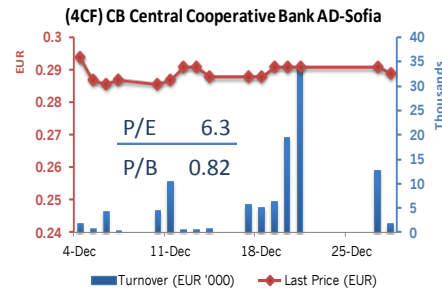
* P (prices) are weight-average ** Financial reports data (ttm)



Market Summary

PREMIUM MARKET

Trading on regulated market in December						
BSE Code	Company	Issue Size (Shares)	Market Capitalization (EUR)	Trades (#)	Volume (lots)	Value (EUR)
4CF	CB Central Cooperative Bank AD-Sofia	113,154,291	32,745,857	227	374,609	108,835
5F4	CB First Investment Bank AD-Sofia	110,000,000	78,570,223	87	72,622	49,820
6C4	Chimimport AD-Sofia	150,858,809	64,328,825	285	3,411,765	1,153,577
E4A	Enemona AD-Kozloduy	11,933,600	17,389,425	170	68,297	96,762
4EH	Eurohold Bulgaria AD-Sofia	127,345,000	68,300,877	130	797,303	374,590
5MB	Monbat AD-Sofia	39,000,000	93,420,696	115	62,368	149,628
3JR	Sopharma AD-Sofia	132,000,000	141,730,109	476	2,544,513	2,630,982
Total			496,486,014	1,490	7,331,477	4,564,193



CB CENTRAL COOPERATIVE BANK AD
Banking
www.ccbank.bg

CB FIRST INVESTMENT BANK AD
Banking
www.fibank.bg

CHIMIMPORT AD
Holding Company
www.chimimport.bg

ENEMONA AD
Engineering
www.enemona.bg

EUROHOLD BULGARIA AD
Car Sales-Leasing-Insurance
www.eurohold.bg

MONBAT AD
Batteries Manufacturer
www.monbat.bg

SOPHARMA AD
Pharmaceuticals
www.sopharma.bg