



## CAPITALIZATION OF BSE MAIN MARKET

As at 31 Aug 2024			
Market Segment	Capitalization (EUR)	Change	Change
		Jul 24 %	Aug 23 %
EuroBridge Market Segment	635 505 121	-6,90%	N/A
Premium Equities Segment	1 387 416 143	1,70%	-3,67%
Standard Equities Segment	4 391 940 423	0,70%	8,17%
Special Purpose Vehicles Segment	656 538 730	1,36%	6,25%
<b>Total Capitalization</b>	<b>7 071 400 417</b>	<b>0,22%</b>	<b>15,58%</b>

### BSE INDICES \*

#### SOFIX

Value *	864,77
Monthly change	-0,29%
Annual change	14,44%
P/E **	10,32
P/B **	1,73

#### BGREIT

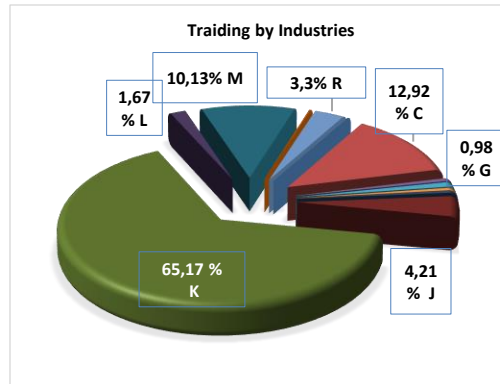
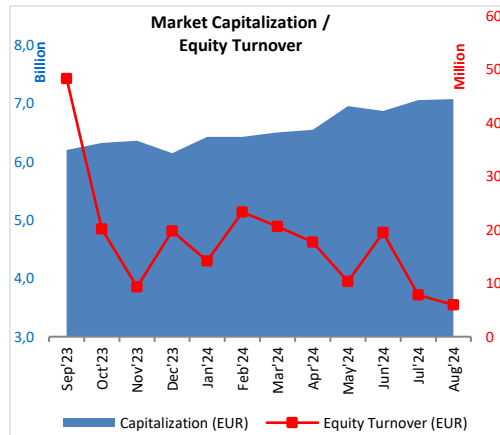
Value *	200,12
Monthly change	3,93%
Annual change	3,04%
P/E **	17,77
P/B **	2,30

#### BGTR30

Value *	869,97
Monthly change	0,65%
Annual change	9,22%
P/E **	23,13
P/B **	2,88

#### BGBX40

Value *	169,53
Monthly change	-0,56%
Annual change	6,76%
P/E **	13,86
P/B **	1,83



## MONTHLY TRADING BY BSE MAIN MARKET SEGMENTS

Market Segment	August 2024		Change	Change
	Trades	Turnover	Jul 24	Aug 23
	(EUR)		Turnover	Turnover
			%	%
EuroBridge Market Segment	409	847 621	96,02%	N/A
Premium Equities Segment	1 691	1 582 198	-22,00%	-57,22%
Standard Equities Segment	1 940	2 774 209	-32,66%	-63,78%
Special Purpose Vehicles Segment	523	747 968	-37,58%	-54,25%
Bonds Segment	127	30 951 645	-14,90%	187,67%
Compensatory Instruments Segment	89	1 600 445	626,01%	3070,43%
Exchange Traded Products Segment	38	110 241	-86,11%	-98,95%
Subscription Rights Segment	2	1 023	N/A	N/A
Government Securities Segment	0	0	N/A	N/A
Initial Public Offering Segment	0	0	N/A	N/A
<b>TOTAL:</b>	<b>4 819</b>	<b>38 615 349</b>	<b>-14,50%</b>	<b>12,59%</b>

## TRADING BY INDUSTRIES ACCORDING TO

NATIONAL CLASSIFICATION OF ECONOMIC ACTIVITIES		Turnover	Market Cap.	Turnover
		(EUR)	(EUR)	Velocity
B	Mining and quarrying	2 042	34 386 599	0,006%
C	Manufacturing	768 863	2 162 833 364	0,036%
D	Electricity, gas, steam and air conditioning supply	0	0	N/A
F	Construction	32 621	66 196 960	0,049%
G	Wholesale and retail trade; repair of motor vehicles and motorcycles	58 187	141 671 711	0,041%
H	Transportation and storage	30 436	525 117 192	0,006%
I	Accommodation and food service activities	24 361	55 057 329	0,044%
J	Information and communication	250 451	95 420 883	0,262%
K	Financial and insurance activities	3 878 860	3 147 993 894	0,123%
L	Real estate activities	99 681	545 383 058	0,018%
M	Professional, scientific and technical activities	603 121	178 687 849	0,338%
N	Administrative and support service activities	10 068	1 365 149	0,738%
R	Arts, entertainment and recreation	193 305	117 286 430	0,165%

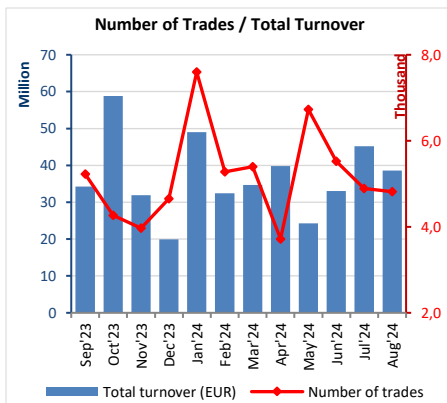
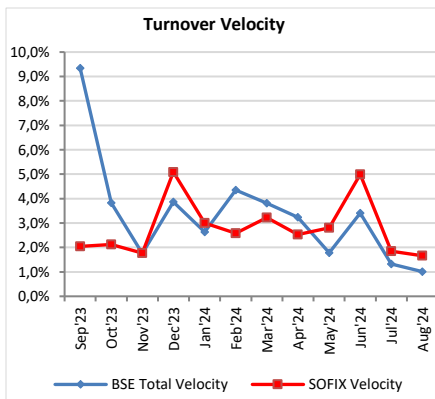
\* Values as at 31 August 2024;

\*\* P (prices) are weighted-average.

Earnings and Book value are Financial reports data (ttm)



# Market Summary

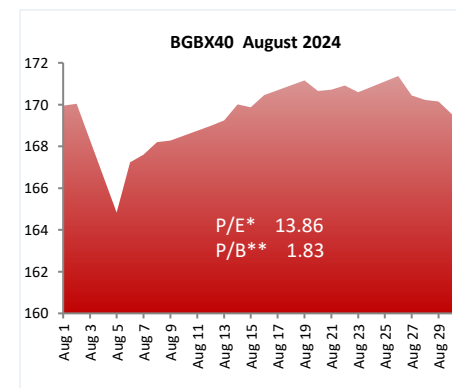
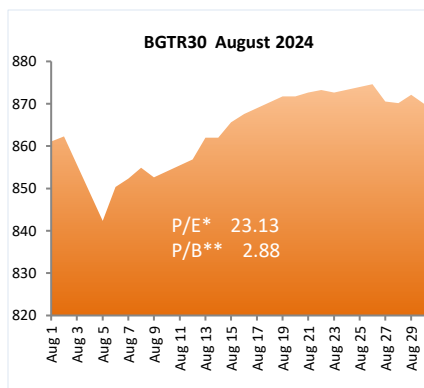
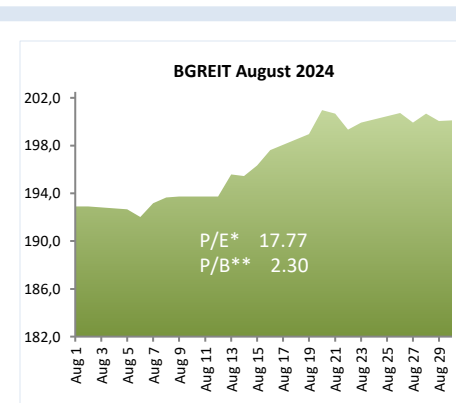
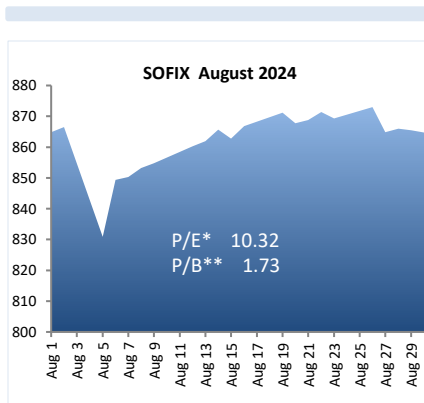


## BSE INDICES

	Market Cap (EUR)	% of total Market Cap	Turnover (EUR)	% of total turnover	Trades	% of all trades
SOFIX	2 780 717 751	39,32%	3 853 533	75,49%	2 968	71,45%
BGREIT	395 728 783	5,60%	723 039	14,17%	487	11,72%
BGTR30	4 005 102 915	56,64%	4 716 251	92,40%	3 252	78,29%
BGBX40	4 227 834 493	59,79%	4 901 858	96,03%	4 141	99,69%

Liquidity Ranking					
BSE Code	Issuer	Trades	Volume (lots)	Turnover (EUR)	
SLYG	Shelly Group	409	23 883	847 624	TOP 5
BSE	Bulgarian Stock Exchange	352	61 934	248 452	
BREF	Bulgarian Real Estate Fund REIT	266	356 715	506 774	
CHIM	Chimimport	251	483 963	189 162	
FIB	CB First Investment Bank	250	109 149	280 122	

BSE- Members			
	Trades		Turnover (EUR '000)
Karoll	4 162	Real Finance	23 848
Elana Trading	2 288	Central Cooperative Bank	16 803
BenchMark Finance	877	ABV Investments	16 420
First Financial Brokerage House	435	Karoll	3 980
UG Market	301	Sofia International Securities	3 300



\* P (prices) are weighted-average

\*\* Financial reports data (ttm)



# Market Summary

## PREMIUM MARKET



Trading on regulated market in August										
Ticker	Company	Industry	Last Price (EUR)	Change	Issue Size (Shares)	Market Capitalisation (EUR)	Trades (#)	Volume (lots)	Value (EUR)	
AGH	Agria Group Holding	Financial and insurance activities	9,868	-7,21%	6 800 000	67 101 946	228	16 755	169 226	
BSE	Bulgarian Stock Exchange	Professional, scientific and technical activities	4,167	7,95%	13 165 720	54 861 935	352	61 934	248 452	
CCB	CB Central Cooperative Bank	Financial and insurance activities	0,869	3,66%	127 129 970	110 500 887	109	160 407	140 577	
CHIM	Chimimport	Financial and insurance activities	0,414	5,88%	239 646 267	99 248 644	251	483 963	189 162	
FIB	CB First Investment Bank	Financial and insurance activities	2,582	2,64%	149 084 800	384 940 532	250	109 149	280 122	
KBG	Korado Bulgaria	Financial and insurance activities	2,556	1,63%	13 168 614	33 665 027	23	4 321	11 021	
MONB	Monbat	Manufacturing	1,462	-4,67%	39 000 000	57 029 496	47	20 474	30 965	
SFA	Sopharma	Manufacturing	3,047	1,36%	179 100 063	545 771 552	207	98 287	293 711	
SGH	Sirma Group Holding	Manufacturing	0,578	0,00%	59 360 518	34 296 123	224	385 799	218 963	
<b>TOTAL:</b>						<b>1 387 416 143</b>	<b>1 691 1 341 089</b>	<b>1 582 198</b>		

\* The values have been corrected (in the presence of an increase in the company's capital, distribution of a dividend, reduction of the nominal value of one share, etc.)

