



CAPITALIZATION OF BSE MAIN MARKET

As at 31 Aug 2023		Change	Change
Market Segment	Capitalization	Jul 23	Aug 22
	(EUR)	%	%
Premium Equities Segment	1 440 310 582	12,24%	68,02%
Standard Equities Segment	4 097 083 371	1,52%	-9,06%
Special Purpose Vehicles Segment	617 906 396	2,85%	10,02%
Total Capitalization	6 155 300 348	3,98%	3,90%

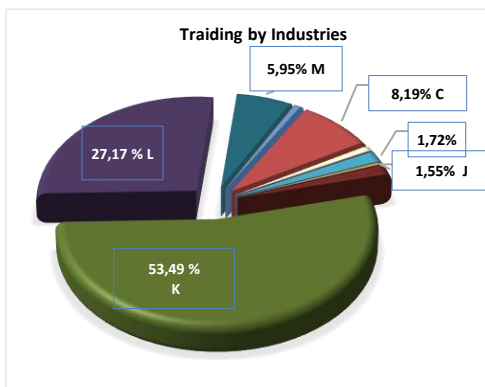
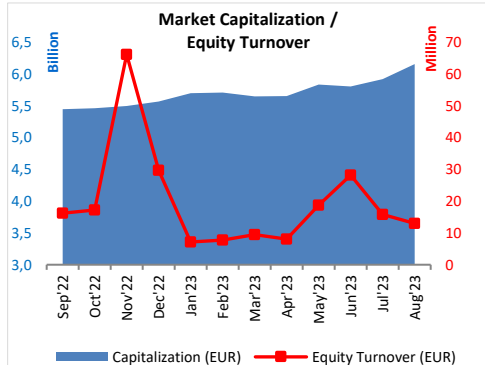
BSE INDICES *

SOFIX	
Value *	755,65
Monthly change	9,97%
Annual change	23,40%
P/E **	7,76
P/B **	1,55

BGREIT	
Value *	194,22
Monthly change	1,17%
Annual change	5,80%
P/E **	9,71
P/B **	1,37

BGTR30	
Value *	796,51
Monthly change	3,06%
Annual change	8,32%
P/E **	105,34
P/B **	1,88

BGBX40	
Value *	158,79
Monthly change	6,68%
Annual change	12,44%
P/E **	9,87
P/B **	2,04



MONTHLY TRADING BY BSE MAIN MARKET SEGMENTS

Market Segment	August 2023		Change	Change
	Trades	Turnover	Jul 23	Aug 22
		(EUR)	Turnover	Turnover
			%	%
Premium Equities Segment	2 617	3 698 793	71,70%	215,40%
Standard Equities Segment	2 035	7 660 187	-33,26%	-23,96%
Special Purpose Vehicles Segment	567	1 634 949	-26,86%	-4,17%
Bonds Segment	20	10 759 537	127,62%	2285,32%
Compensatory Instruments Segment	43	50 480	-50,01%	123,06%
Exchange Traded Products Segment	209	10 492 558	3042,79%	3186,27%
Subscription Rights Segment	0	0	-100,00%	-100,00%
Government Securities Segment	0	0	N/A	N/A
TOTAL:	5 491	34 296 505	63,07%	149,49%

TRADING BY INDUSTRIES ACCORDING TO

NATIONAL CLASSIFICATION OF ECONOMIC ACTIVITIES		Turnover	Market Cap.	Turnover
		(EUR)	(EUR)	Velocity
B	Mining and quarrying	2 921	39 388 286	0,007%
C	Manufacturing	1 064 378	1 900 078 678	0,056%
D	Electricity, gas, steam and air conditioning supply	102 372	168 565 606	0,061%
F	Construction	10 789	48 255 728	0,022%
G	Wholesale and retail trade; repair of motor vehicles and motorcycles	223 829	144 571 283	0,155%
H	Transportation and storage	42 407	339 598 657	0,012%
I	Accommodation and food service activities	7 226	61 611 773	0,012%
J	Information and communication	201 068	50 370 767	0,399%
K	Financial and insurance activities	6 950 767	2 603 798 794	0,267%
L	Real estate activities	3 530 557	512 658 259	0,689%
M	Professional, scientific and technical activities	773 354	187 936 771	0,411%
N	Administrative and support service activities	1 341	1 058 374	0,127%
R	Arts, entertainment and recreation	82 920	97 407 374	0,085%

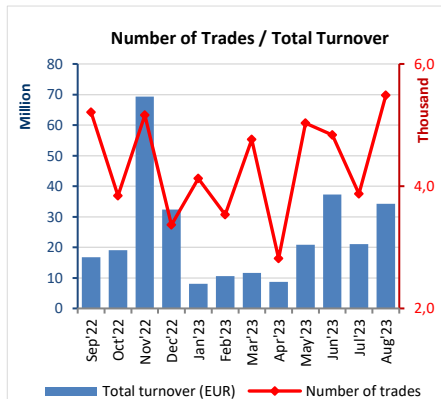
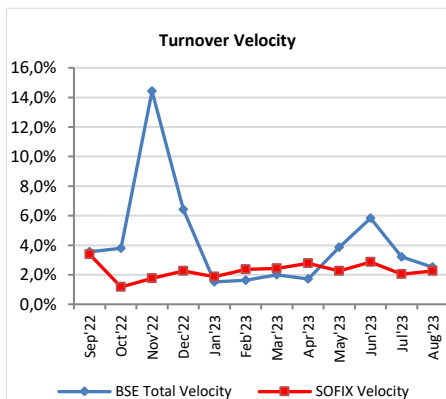
* Values as at 31 August 2023;

** P (prices) are weighted-average.

Earnings and Book value are Financial reports data (ttm)



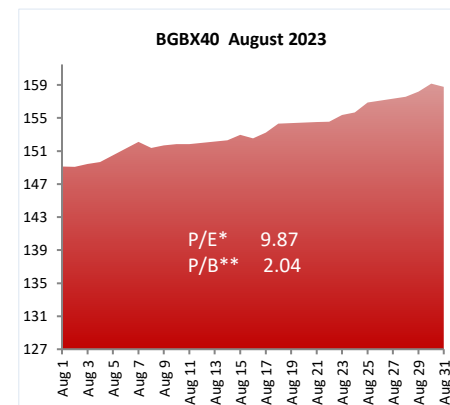
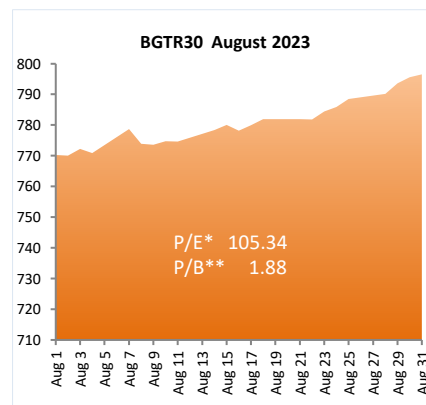
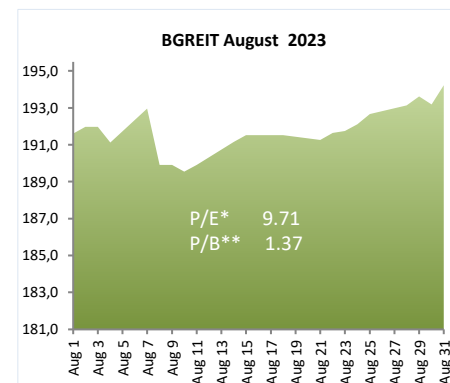
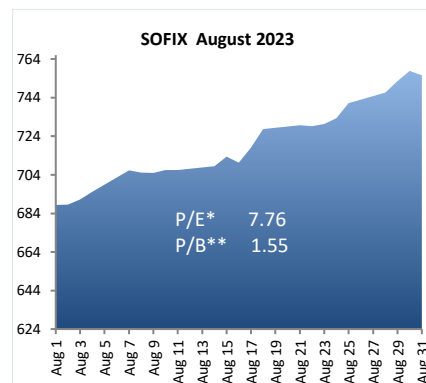
Market Summary



BSE INDICES

	Market Cap (EUR)	% of total Market Cap	Turnover (EUR)	% of total turnover	Trades	% of all trades
SOFIX	2 309 861 405	37,53%	4 348 881	33,47%	3 439	65,89%
BGREIT	365 613 935	5,94%	888 181	6,84%	451	8,64%
BGTR30	3 526 483 710	57,29%	9 465 539	72,85%	4 247	81,38%
BGBX40	4 831 111 259	78,49%	8 243 622	63,44%	4 880	93,50%

Liquidity Ranking				
BSE Code	Issuer	Trades	Volume (lots)	Turnover (EUR)
SLYG	Shelly Group	1 480	129 013	2 557 050
DUH	Doverie United Holding	339	57 604	248 846
AGH	Agria Group Holding	271	19 963	231 020
ATER	Advance Terrafund REIT	263	111 986	192 400
SFA	Sopharma	227	139 317	402 285



BSE- Members			
Trades	Turnover (EUR '000)		
Karoll	4 704	Intercapital Markets	19 331
Elana Trading	2 246	Central Cooperative Bank	12 590
BenchMark Finance	977	Real Finance	11 723
First Financial Brokerage House	588	ABV Investments	10 830
UG Market	545	Karoll	5 191

*P (prices) are weighted-average

** Financial reports data (ttm)



Market Summary

PREMIUM MARKET



Trading on regulated market in August

Ticker	Company	Industry	Last Price (EUR)	Change	Issue Size (Shares)	Market Capitalisation (EUR)	Trades (#)	Volume (lots)	Value (EUR)
AGH	Agria Group Holding	Financial and insurance activities	11,760	-0,86%	6 800 000	79 966 050	271	19 963	231 020
BSE	Bulgarian Stock Exchange	Professional, scientific and technical activities	4,806	2,17%	6 582 860	31 638 171	211	33 830	157 679
CCB	CB Central Cooperative Bank	Financial and insurance activities	0,793	0,00%	127 129 970	100 750 808	40	41 960	34 800
CHIM	Chimimport	Financial and insurance activities	0,369	1,98%	239 646 267	88 466 076	96	105 391	38 590
FIB	CB First Investment Bank	Financial and insurance activities	1,186	-0,85%	149 084 800	176 843 967	110	64 705	75 914
KBG	Korado Bulgaria	Financial and insurance activities	2,393	-2,50%	13 168 614	31 510 465	36	5 690	13 718
MONB	Monbat	Manufacturing	2,250	-5,17%	39 000 000	87 737 687	43	11 006	25 105
SFA	Sopharma	Manufacturing	2,914	3,64%	134 797 899	392 850 107	227	139 317	402 285
SGH	Sirma Group Holding	Manufacturing	0,376	5,00%	59 360 518	22 307 655	103	440 371	162 633
SLYG	Shelly Group	Professional, scientific and technical activities	23,724	52,63%	18 050 945	428 239 595	1 480	129 013	2 557 050
TOTAL:						1 440 310 582	2 617	991 246	3 698 793

Premium Market Cap

