



## CAPITALIZATION OF BSE MAIN MARKET

Market Segment	As at 31 Aug 2022	Change	Change
	Capitalization ( EUR )	Jul 22 %	Aug 21 %
Premium Equities Segment	857 220 549	1,78%	13,19%
Standard Equities Segment	4 505 371 288	0,51%	3,36%
Special Purpose Vehicles Segment	561 615 207	0,93%	18,61%
<b>Total Capitalization</b>	<b>5 924 207 044</b>	<b>0,73%</b>	<b>5,98%</b>

### BSE INDICES \*

#### SOFIX

Value *	612,34
Monthly change	2,10%
Annual change	8,17%
P/E **	6,22
P/B **	1,80

#### BGREIT

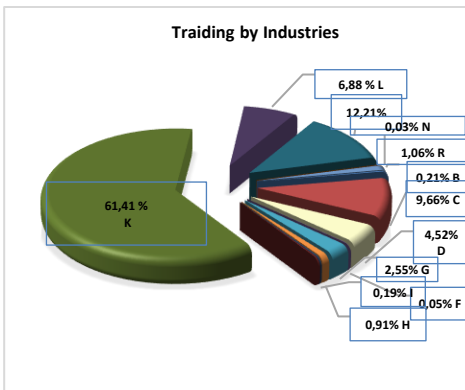
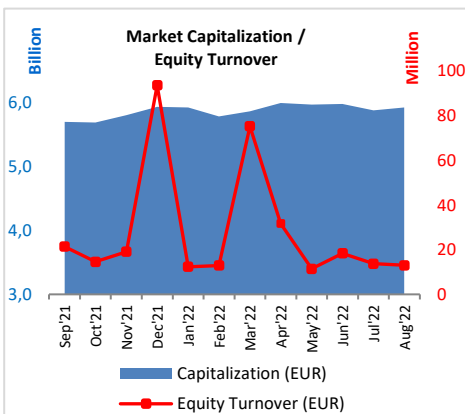
Value *	183,58
Monthly change	-0,23%
Annual change	11,69%
P/E **	14,84
P/B **	1,48

#### BGTR30

Value *	735,36
Monthly change	0,73%
Annual change	16,85%
P/E **	27,98
P/B **	1,90

#### BGBX40

Value *	141,22
Monthly change	0,74%
Annual change	9,96%
P/E **	6,99
P/B **	1,96



## MONTHLY TRADING BY BSE MAIN MARKET SEGMENTS

Market Segment	August 2022		Change	Change
	Trades	Turnover ( EUR )	Jul 22 Turnover %	Aug 21 Turnover %
Premium Equities Segment	721	1 172 749	20,01%	16,65%
Standard Equities Segment	3 018	10 073 459	-17,51%	15,74%
Special Purpose Vehicles Segment	699	1 706 120	229,56%	169,47%
Bonds Segment	23	451 073	-89,17%	-49,69%
Compensatory Instruments Segment	20	22 631	-20,90%	-66,84%
Exchange Traded Products Segment	99	319 285	8,22%	-54,89%
Subscription Rights Segment	7	1 133	-94,83%	-99,76%
Government Securities Segment	0	0	N/A	N/A
<b>TOTAL:</b>	<b>4 587</b>	<b>13 746 450</b>	<b>-24,55%</b>	<b>10,13%</b>

## TRADING BY INDUSTRIES ACCORDING TO

NATIONAL CLASSIFICATION OF ECONOMIC ACTIVITIES	Turnover	Market Cap.	Turnover
	( EUR )	( EUR )	Velocity
B Mining and quarrying	13 554	46 578 211	0,029%
C Manufacturing	2 547 529	1 612 115 509	0,158%
D Electricity, gas, steam and air conditioning supply	693 665	528 744 540	0,131%
F Construction	36 487	46 770 936	0,078%
G Wholesale and retail trade; repair of motor vehicles and motorcycles	65 742	113 400 317	0,058%
H Transportation and storage	19 751	317 978 661	0,006%
I Accommodation and food service activities	24 594	63 796 587	0,039%
J Information and communication	486	46 458 474	0,001%
K Financial and insurance activities	6 878 535	2 303 226 977	0,299%
L Real estate activities	50 420	459 629 378	0,011%
M Professional, scientific and technical activities	3 226 433	231 993 418	1,391%
N Administrative and support service activities	4 404	977 846	0,450%
R Arts, entertainment and recreation	145 722	109 334 808	0,133%

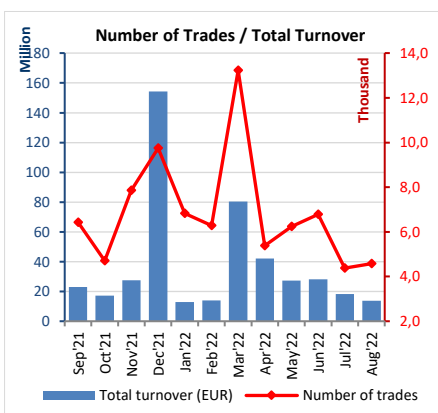
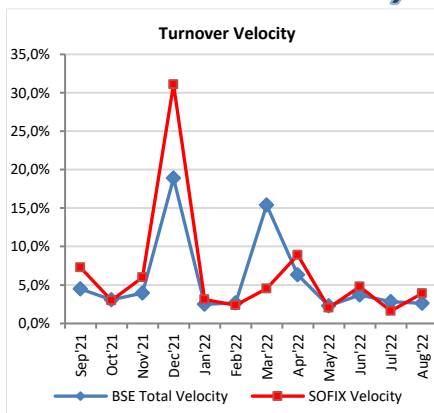
\* Values as at 31 August 2022;

\*\* P (prices) are weighted-average.

Earnings and Book value are Financial reports data (ttm)



# Market Summary

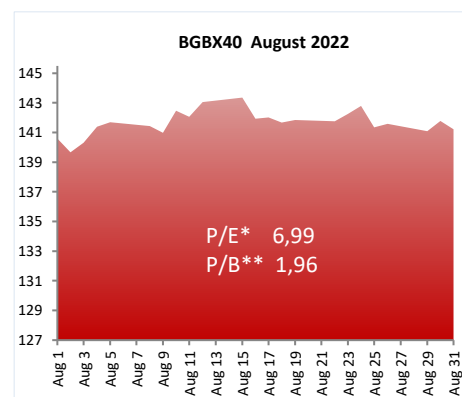
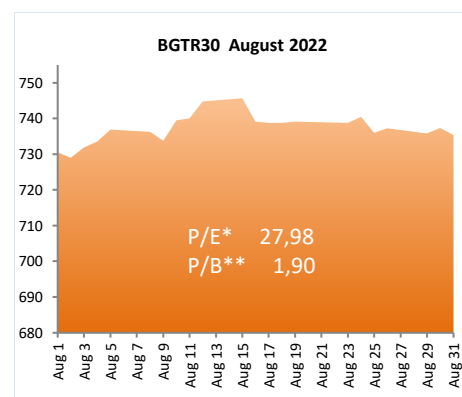
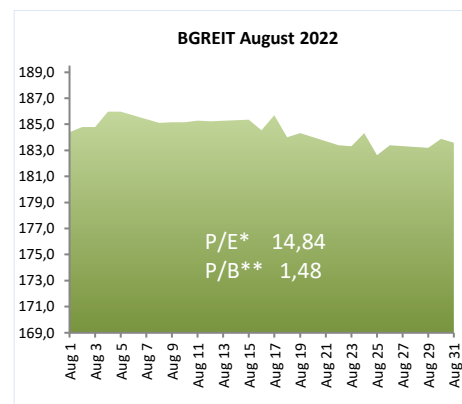
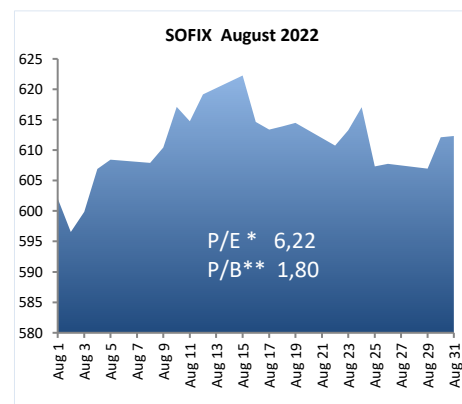


## BSE INDICES

	Market Cap (EUR)	% of total Market Cap	Turnover (EUR)	% of total turnover	Trades	% of all trades
SOFIX	2 090 225 198	35,28%	6 805 294	52,54%	2 168	48,85%
BGREIT	343 442 030	5,80%	1 309 078	10,11%	533	12,01%
BGTR30	3 435 089 180	57,98%	10 310 674	79,60%	3 377	76,09%
BGBX40	4 509 072 548	76,11%	9 218 956	71,18%	3 820	86,07%

Liquidity Ranking					
BSE Code	Issuer	Trades	Volume (lots)	Turnover (EUR)	
A4L	Allterco	448	95 508	906 353	TOP 5
BSE	Bulgarian Stock Exchange	309	45 779	229 012	
AGH	Agria Group Holding	277	79 774	1 213 855	
ATER	Advance Terrafund REIT	276	208 334	316 002	
DUH	Doverie United Holding PLC	237	45 414	167 801	

BSE - Members			
TOP 5		Trades	Turnover (EUR '000)
Karoll	3 679 Euro – Finance		7 310
Elana Trading	2 169 Karoll		5 163
BenchMark Finance	806 Elana Trading		2 917
UG Market	483 Real Finance		2 798
First Financial Brokerage House	436 ABV Investments		2 370



\* P (prices) are weighted-average

\*\* Financial reports data (ttm)



# Market Summary

## PREMIUM MARKET



Trading on regulated market in August

Ticker	Company	Industry	Last Price (EUR)	Change	Issue Size (Shares)	Market Capitalisation (EUR)	Trades (#)	Volume (lots)	Value (EUR)
CCB	CB Central Cooperative Bank	Pharmaceuticals	0,864	-3,43%	127 129 970	109 850 881	86	113 680	99 980
CHIM	Chimimport	Banking	0,431	0,00%	239 646 267	103 169 579	192	286 401	124 995
FIB	CB First Investment Bank	Manufacturing	1,053	7,29%	149 084 800	157 025 247	124	83 190	85 564
KBG	Korado Bulgaria	Banking	3,656	-0,69%	13 168 614	48 140 989	25	2 827	10 472
MONB	Monbat	Batteries Manufacturer	2,556	0,00%	39 000 000	99 701 917	57	10 874	28 416
SFA	Sopharma	Holding Company	2,342	2,69%	134 797 899	315 658 507	164	339 487	766 806
SGH	Sirma Group Holding	Software Development	0,399	1,30%	59 360 518	23 673 430	73	144 074	56 516
<b>TOTAL:</b>						<b>857 220 549</b>	<b>721</b>	<b>980 533</b>	<b>1 172 749</b>

