



# BSE Main Market Summary

August 2019



## CAPITALISATION OF BSE MAIN MARKET

As at 31 Aug 2019

Market Segment	Capitalization ( EUR )	Change	Change
		Jul 19 %	Aug 18 %
Premium Equities Segment	918 616 124	-1.51%	-15.93%
Standard Equities Segment	3 210 333 869	0.04%	17.40%
Special Purpose Vehicles Segment	335 256 703	-0.72%	66.92%
<b>Total Capitalisation</b>	<b>4 464 206 696</b>	<b>-0.34%</b>	<b>10.83%</b>

### BSE INDICES \*

#### SOFIX

Value *	567.45
Monthly change	-2.28%
Annual change	-10.19%
P/E **	8.43
P/B **	1.03

#### BGREIT

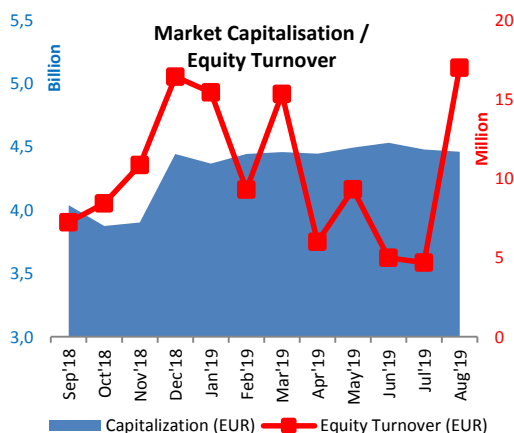
Value *	126.38
Monthly change	-0.37%
Annual change	7.94%
P/E **	13.00
P/B **	1.10

#### BGTR30

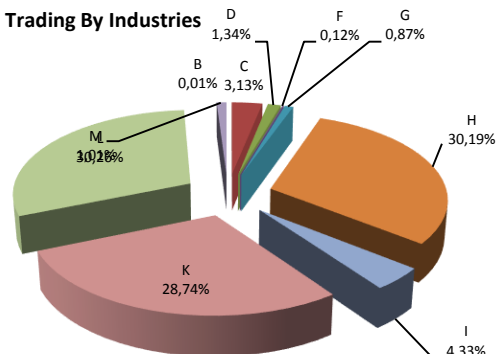
Value *	502.53
Monthly change	-1.68%
Annual change	-3.66%
P/E **	18.25
P/B **	1.91

#### BGBX40

Value *	112.31
Monthly change	-2.01%
Annual change	-8.15%
P/E **	12.54
P/B **	1.46



### Trading By Industries



## MONTHLY TRADING BY BSE MAIN MARKET SEGMENTS

Market Segment	August 2019		Change	Change
	Trades	Turnover ( EUR )	Jul 19 Turnover %	Aug 18 Turnover %
Premium Equities Segment	791	699 324	-17.36%	-75.92%
Standard Equities Segment	1 771	15 236 348	516.75%	185.53%
Special Purpose Vehicles Segment	346	1 066 559	-21.82%	-18.77%
Bonds Segment	16	279 641	-63.89%	-74.69%
Compensatory Instruments Segment	88	192 793	59.30%	57.43%
Exchange Traded Products Segment	41	30 824	480.60%	-58.43%
Subscription Rights Segment	14	4 023	-64.10%	30.82%
Government Securities Segment	1	526 326	N/A	-95.56%
<b>TOTAL:</b>	<b>3 068</b>	<b>18 035 839</b>	<b>222.48%</b>	<b>-20.62%</b>

## TRADING BY INDUSTRIES ACCORDING TO

NATIONAL CLASSIFICATION OF ECONOMIC ACTIVITIES		Turnover ( EUR )	Market Cap. ( EUR )	Turnover Velocity
B	Mining and quarrying	965	40 951 313	0.002%
C	Manufacturing	498 349	1 230 429 302	0.041%
D	Electricity, gas, steam and air conditioning supply	212 792	271 287 382	0.078%
F	Construction	19 808	33 160 346	0.060%
G	Wholesale and retail trade; repair of motor vehicles and motorcycles	138 204	155 451 909	0.089%
H	Transportation and storage	4 800 859	161 295 212	2.976%
I	Accommodation and food service activities	688 469	95 116 641	0.724%
J	Information and communication	389	39 611 962	0.001%
K	Financial and insurance activities	4 569 995	1 976 574 307	0.231%
L	Real estate activities	4 812 229	409 019 594	1.177%
M	Professional, scientific and technical activities	160 894	48 452 653	0.332%

\* Values as at 31 August 2019;

\*\* P (prices) are weighted-average.

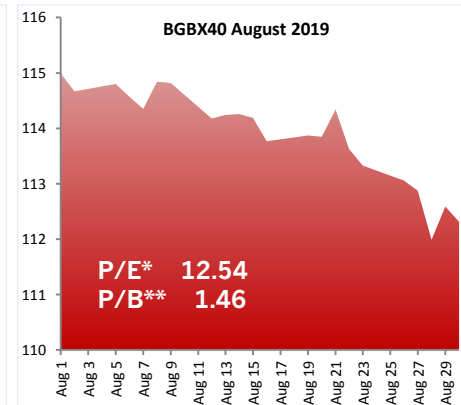
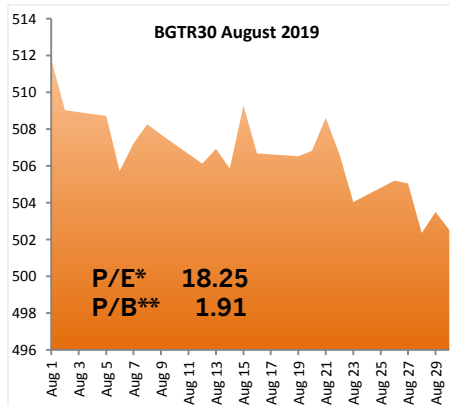
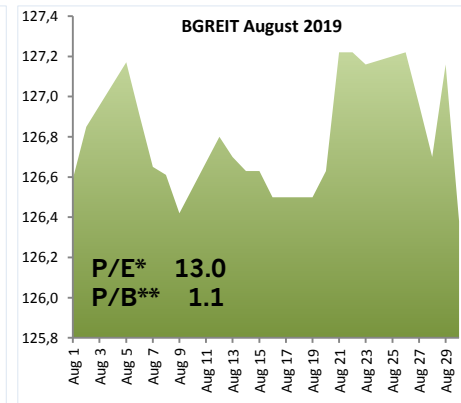
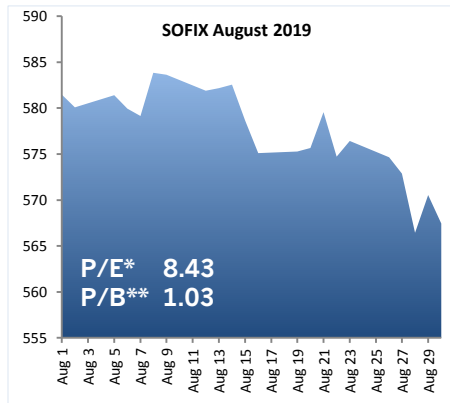
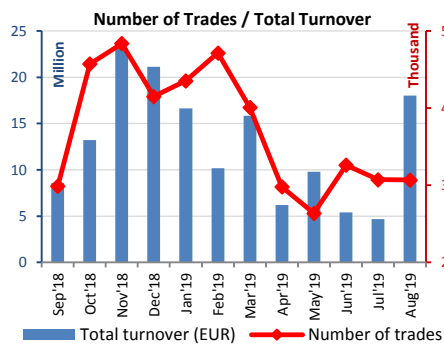
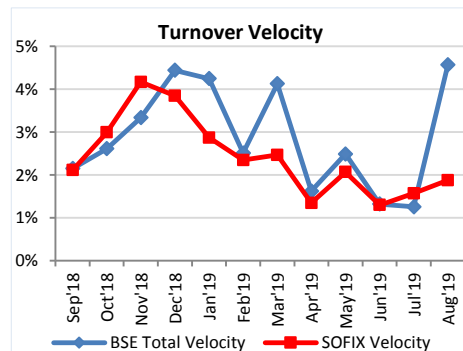
Earnings and Book value are Financial reports data (ttm)



# Market Summary

## BSE INDICES

	Market Cap (EUR)	% of total Market Cap	Turnover (EUR)	% of total turnover	Trades	% of all trades
SOFIX	1 690 440 202	37.89%	2 642 399	15.54%	1 637	56.29%
BGREIT	247 811 039	5.55%	929 463	5.47%	270	9.28%
BGTR30	2 782 094 278	62.36%	5 104 838	30.02%	2 154	74.07%
BGBX40	3 412 261 115	76.48%	4 465 571	26.26%	2 652	91.20%

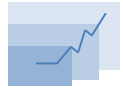


Liquidity Ranking				
BSE Code	Issuer	Trades	Volume (lots)	Turnover (EUR)
6C4	Chimimport AD	188	328 064	289 615
6AB	Albena AD	178	32 336	687 989
5SR	Stara Planina Hold AD	168	91 749	240 092
5DOV	Doverie United Holding PLC	138	52 427	85 456
5F4	CB First Investment Bank AD	136	41 486	68 930

BSE-Sofia Members		
Trades		Turnover (EUR '000)
Karoll	1 867 Aval IN	9 246
Elana Trading	1 151 Intercapital Markets	6 833
First Financial Brokerage House	646 Capman	3 712
BenchMark Finance	618 Euro – Finance	2 958
UG Market	286 Elana Trading	2 441

\* P (prices) are weighted-average

\*\* Financial reports data (ttm)



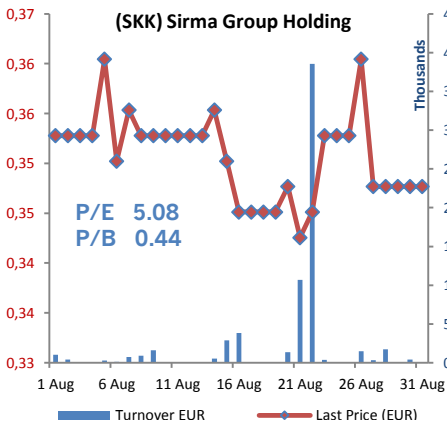
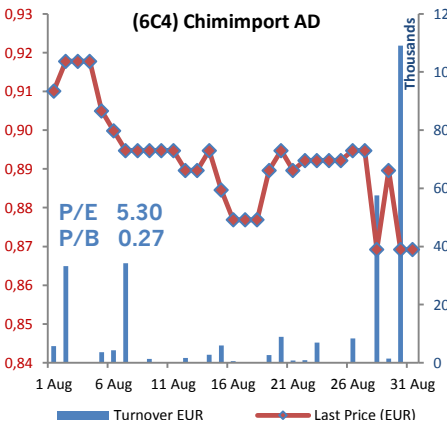
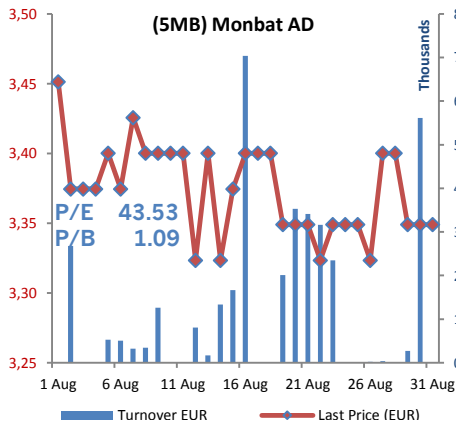
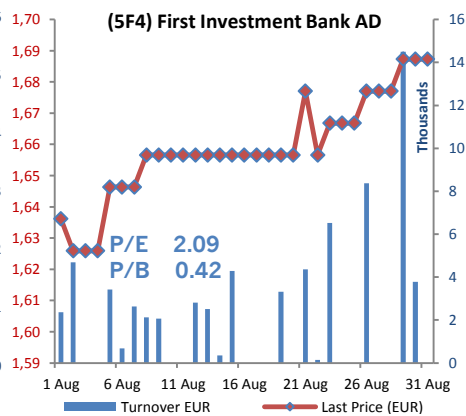
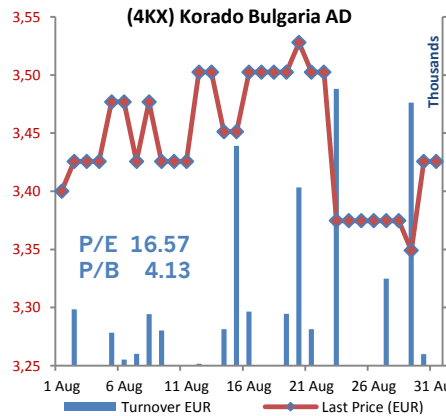
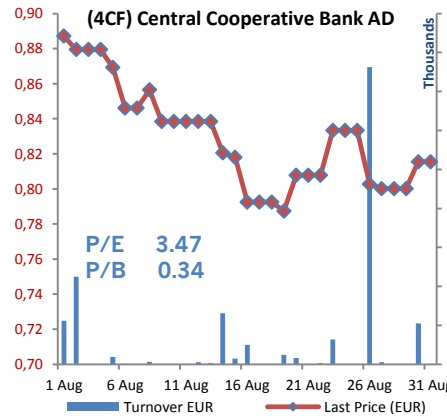
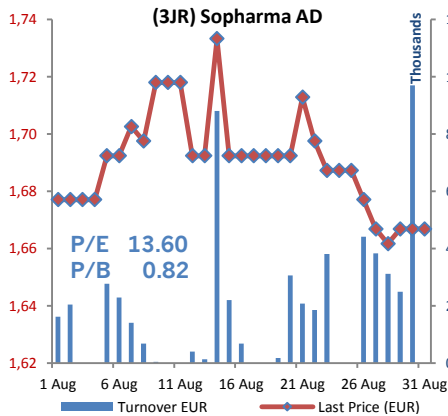
# Market Summary

## PREMIUM MARKET



Trading on regulated market in August

Ticker	Company	Industry	Last Price (EUR)	Change	Issue Size (Shares)	Market Capitalisation (EUR)	Trades (#)	Volume (lots)	Value (EUR)	
3JR	Sopharma AD	Pharmaceuticals	1.667	-0.31%	134 797 899	224 682 693	113	34 058	57 543	
4CF	CB Central Cooperative Bank AD	Banking	0.816	-3.92%	127 129 970	103 675 832	130	187 752	154 771	
4KX	Korado Bulgaria AD	Manufacturing	3.426	0.75%	13 168 614	45 111 136	58	7 071	24 278	
5F4	CB First Investment Bank AD	Banking	1.687	3.12%	110 000 000	185 598 953	136	41 486	68 930	
5MB	Monbat AD	Batteries Manufacturer	3.349	-2.96%	39 000 000	130 609 511	90	11 044	37 053	
6C4	Chimimport AD	Holding Company	0.869	-4.76%	239 646 267	208 299 624	188	328 064	289 615	
SKK	Sirma Group Holding JSC	Software Development	0.348	-3.55%	59 360 518	20 638 375	76	193 559	67 134	
<b>TOTAL:</b>							<b>918 616 124</b>	<b>791</b>	<b>803 034</b>	<b>699 324</b>



Premium Market Cap

