



CAPITALIZATION OF BSE MAIN MARKET			
As of 31 August 2015			
Market Segment	Capitalization (EUR)	Change July '15 %	Change August '14 %
Premium Equities Segment	691 100 406	-3.58%	-25.39%
Standard Equities Segment	2 544 920 366	-0.48%	-15.15%
Special Purpose Vehicles Segment	271 690 337	-1.02%	-4.39%
Total Capitalization	3 507 711 109	-1.15%	-16.67%

BSE INDICES

SOFIX

Value	459.44
Monthly change	-3.00%
Annual change	-16.37%
P/E	11.70
P/B	0.92

BGBX 40

Value	90.95
Monthly change	-2.87%
Annual change	-15.95%
P/E	13.31
P/B	0.9

BG TR30

Value	381.61
Monthly change	-1.52%
Annual change	-8.44%
P/E	23.6
P/B	1.51

BG REIT

Value	96.27
Monthly change	0.55%
Annual change	-1.25%
P/E	45.49
P/B	1.24

* Values as of 31 August 2015
** P (prices) are weighted-average
*** Financial reports data (ttm)

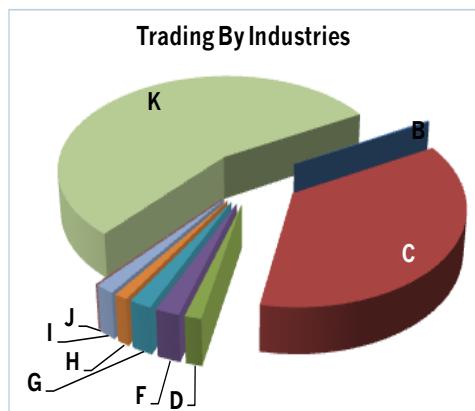
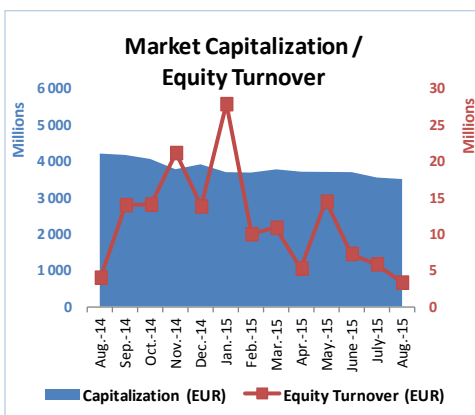
MONTHLY TRADING BY BSE MAIN MARKET SEGMENTS				
Market Segment	August 2015		Change July 15	Change August 14
	Trades	Turnover (EUR)	Turnover %	Turnover %
Premium Equities Segment	1 322	1 040 485	-44.67%	-37.52%
Standard Equities Segment	1 355	1 743 390	-48.62%	-14.13%
Special Purpose Vehicles Segment	511	601 708	-2.72%	63.74%
Bonds Segment	18	615 825	-24.66%	-96.14%
Compensatory Instruments Segment	262	748 925	144.38%	130.92%
Exchange Traded Products Segment	1	0	-99.69%	-99.69%
Subscription Rights Segment	0	0	-100.00%	-100.00%
TOTAL:	3 469	4 750 334	-32.31%	-76.67%

TRADING BY INDUSTRIES

(ACCORDING TO NACE.BG* - 2008)

	Turnover (EUR)	Market Cap. (EUR)	Turnover Velocity
B Mining and quarrying	9 416	43 764 762	0.022%
C Manufacturing	1 191 172	1 146 872 578	0.104%
D Electricity, gas, steam and air conditioning supply	46 137	139 351 867	0.033%
F Construction	66 134	84 114 730	0.079%
G Wholesale and retail trade; repair of motor vehicles and motorcycles	60 741	208 281 382	0.029%
H Transportation and storage	36 581	106 366 299	0.034%
I Accommodation and food service activities	52 764	115 243 676	0.046%
J Information and communication	116	8 348 981	0.001%
K Financial and insurance activities	1 830 205	1 302 473 115	0.141%
L Real estate activities	41 019	289 233 747	0.014%
M Professional, scientific and technical activities	51 298	63 659 970	0.081%

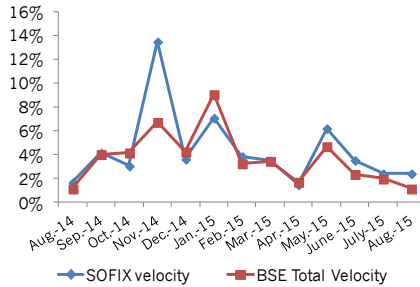
* National Classification of Economic Activities



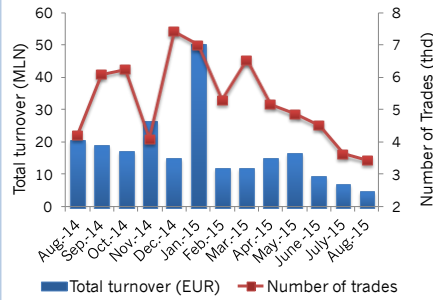


Market Summary

Turnover Velocity



Number of Trades/Total Turnover



BSE-SOFIA INDICES

	Market Cap (EUR)	% of total Market Cap	Total turnover (EUR)	% of total turnover	All Trades	% of all trades
SOFIX	1 227 924 808	35.01%	1 822 673	53.84%	1 902	59.66%
BGBX 40	2 207 215 750	62.92%	2 299 326	67.92%	2 777	87.11%
BGREIT	170 347 821	4.86%	539 576	15.94%	357	11.20%
BGTR30	1 857 083 671	52.94%	2 129 354	62.89%	2 350	73.71%

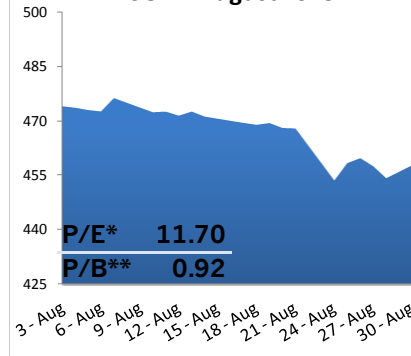
Liquidity Ranking

BSE Code	Issuer	Trades	Volume (lots)	Turnover (EUR)
6C4	Chimimport AD-Sofia	438	641 093	502 876
4CF	CB Central Cooperative Bank AD-Sofia	432	397 562	203 360
6A6	Advance Terrafund REIT-Sofia	237	265 797	295 687
3JR	Sopharma AD-Sofia	119	100 106	138 536
5F4	CB First Investment Bank AD-Sofia	119	32 123	38 421

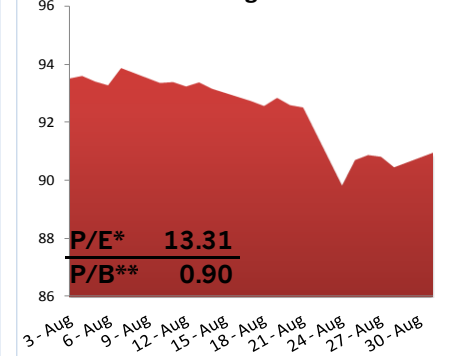
MEMBERS

Trades	Turnover ('000 EUR)
Inv. Intermediary "Karoll"	2 238
Inv. Intermediary "Elana Trading"	660
Inv. Intermediary "BenchMark Finance"	492
Inv. Intermediary "First Financial Brokerage House"	398
Inv. Intermediary "UG Market"	257

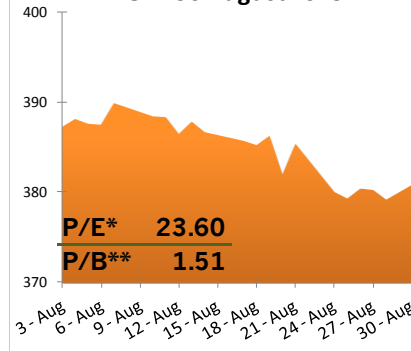
SOFIX August 2015



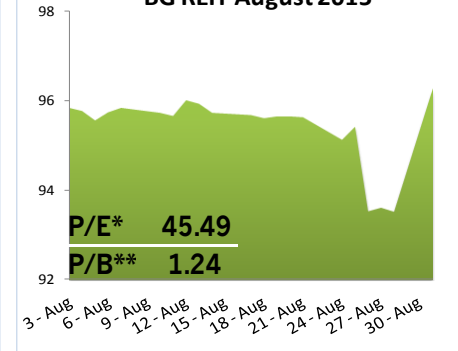
BGBX 40 August 2015



BG TR30 August 2015



BG REIT August 2015



* P (prices) are weighted-average

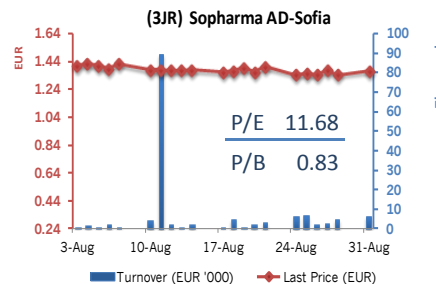
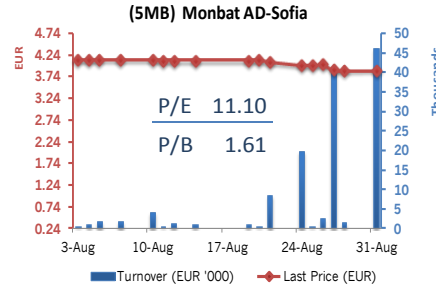
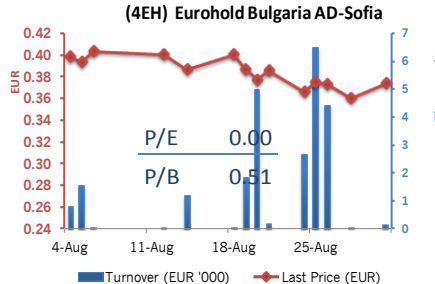
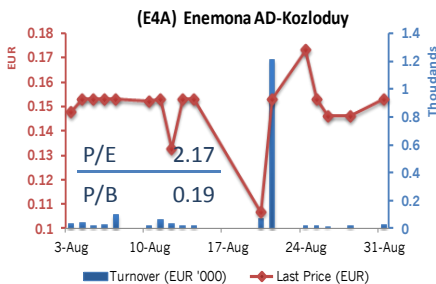
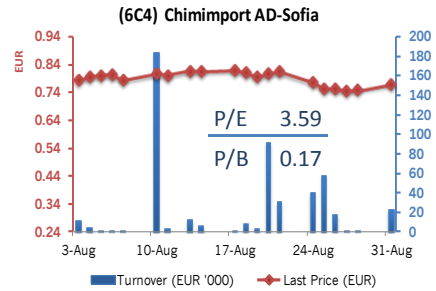
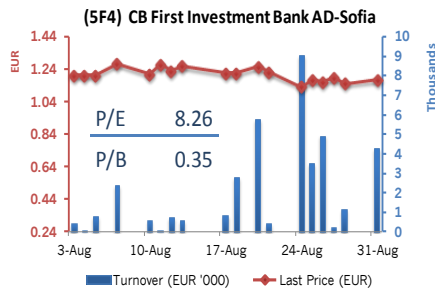
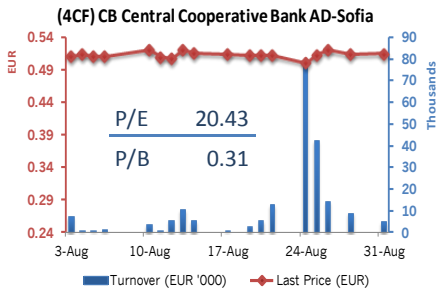
** Financial reports data (ttm)



Market Summary

PREMIUM MARKET

		Trading on regulated market in August				
BSE Code	Company	Issue Size (Shares)	Market Capitalization (EUR)	Trades (#)	Volume (lots)	Value (EUR)
4CF	CB Central Cooperative Bank AD-Sofia	113 154 291	58 259 854	432	397 562	203 360
5F4	CB First Investment Bank AD-Sofia	110 000 000	129 356 846	119	32 123	38 421
6C4	Chimimport AD-Sofia	150 858 809	116 470 655	438	641 093	502 876
E4A	Enemona AD-Kozloduy	11 933 600	1 824 364	41	11 679	1 738
4EH	Eurohold Bulgaria AD-Sofia	127 345 000	47 791 081	77	65 294	24 328
5MB	Monbat AD-Sofia	39 000 000	152 344 529	96	32 980	131 227
3JR	Sopharma AD-Sofia	134 797 899	185 053 077	119	100 106	138 536
Total			691 100 406	1 322	1 280 837	1 040 485



CB CENTRAL COOPERATIVE BANK AD
Banking
www.ccbank.bg

CB FIRST INVESTMENT BANK AD
Banking
www.fibank.bg

CHIMIMPORT AD
Holding Company
www.chimimport.bg

ENEMONA AD
Engineering
www.enemona.bg

EUROHOLD BULGARIA AD
Car Sales-Leasing-Insurance
www.eurohold.bg

MONBAT AD
Batteries Manufacturer
www.monbat.bg

SOPHARMA AD
Pharmaceuticals
www.sopharma.bg