



BSE Main Market Summary

August 2014



CAPITALIZATION OF BSE MAIN MARKET			
As of 31 August 2014		Change July'14	Change Aug'13
Market Segment	Capitalization (EUR)	%	%
Premium Equities Segment	926 230 065	1.01%	29.55%
Standard Equities Segment	2 999 235 793	1.74%	-8.96%
Special Purpose Vehicles Segment	284 155 005	-0.61%	11.74%
Total Capitalization	4 209 620 864	1.41%	-1.26%

BSE INDICES

SOFIX

Value	549.39
Monthly change	1.60%
Annual change	23.69%
P/E	7.31
P/B	1

BGBX 40

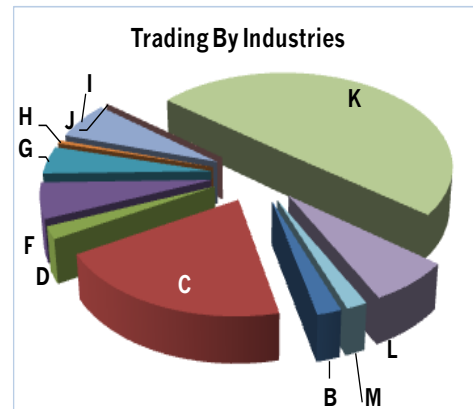
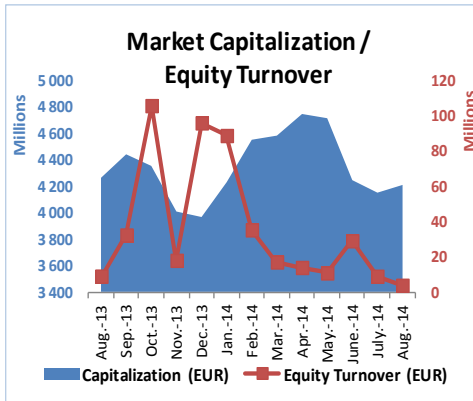
Value	108.21
Monthly change	2.03%
Annual change	17.21%
P/E	7.97
P/B	1.26

BG TR30

Value	416.77
Monthly change	1.93%
Annual change	27.88%
P/E	12.5
P/B	1.17

BG REIT

Value	97.52
Monthly change	-2.20%
Annual change	9.49%
P/E	13.5
P/B	0.82



MONTHLY TRADING BY BSE MAIN MARKET SEGMENTS		Change		
Market Segment	August 2014		July '14	Aug'13
	Trades	Turnover (EUR)	Turnover %	Turnover %
Premium Equities Segment	1 345	1 665 382	-31.04%	-29.73%
Standard Equities Segment	2 083	2 030 361	-55.95%	-63.50%
Special Purpose Vehicles Segment	530	367 487	-82.94%	-72.09%
Bonds Segment	33	15 971 352	753.95%	546.46%
Compensatory Instruments Segment	236	324 320	-19.04%	-31.58%
Exchange Traded Products Segment	2	2	-97.26%	n/a
Subscription Rights Segment	0	0	n/a	-100.00%
TOTAL:	4 229	20 358 903	77.81%	66.74%

TRADING BY INDUSTRIES

(ACCORDING TO NACE.BG* - 2008)

	Turnover (EUR)	Market Cap. (EUR)	Turnover Velocity
B Mining and quarrying	82 065	63 146 299	0.130%
C Manufacturing	819 067	1 143 472 746	0.072%
D Electricity, gas, steam and air conditioning supply	84 179	280 949 398	0.030%
F Construction	239 847	91 656 192	0.262%
G Wholesale and retail trade; repair of motor vehicles and motorcycles	186 293	396 466 773	0.047%
H Transportation and storage	22 173	75 821 072	0.029%
I Accommodation and food service activities	252 668	127 180 384	0.199%
J Information and communication	489	10 895 205	0.004%
K Financial and insurance activities	2 021 038	1 707 639 503	0.118%
L Real estate activities	284 438	282 207 640	0.101%
M Professional, scientific and technical activities	70 973	30 185 650	0.235%

* National Classification of Economic Activities

* Values as of 31 August 2014

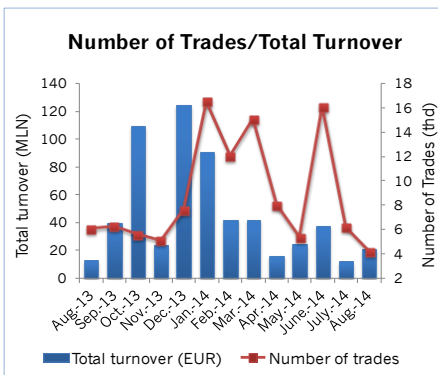
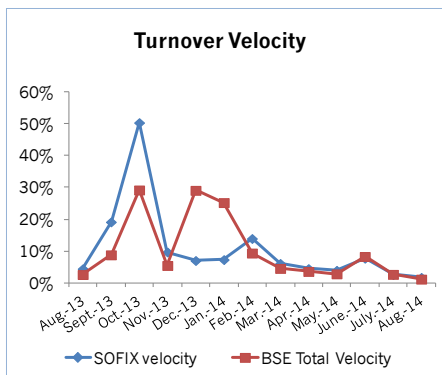
** P (prices) are weight-average

*** Financial reports data (ttm)

**** BGBX 40 is a new index of BSE-Sofia, which was introduced on 02 January 2014 to replace the BG 40 index



Market Summary



BSE-SOFIA INDICES

	Market Cap (EUR)	% of total Market Cap	Total turnover (EUR)	% of total turnover	All Trades	% of all trades
SOFIX	1 673 546 532	39.76%	2 373 790	58.42%	2 037	51.47%
BGBX 40	2 599 420 476	61.75%	3 050 932	75.09%	3 356	84.79%
BGREIT	148 764 471	3.53%	327 913	8.07%	455	11.50%
BGTR30	1 937 291 812	46.02%	3 051 782	75.11%	2 760	69.73%

** BGBX 40 is a new index of BSE-Sofia, which was introduced on 02 January 2014 to replace the BG 40 index

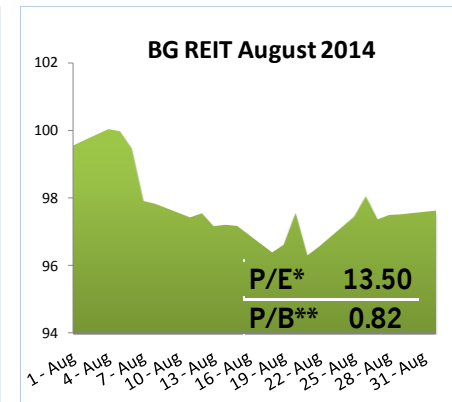
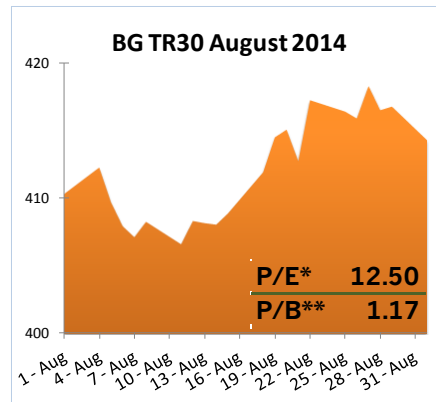
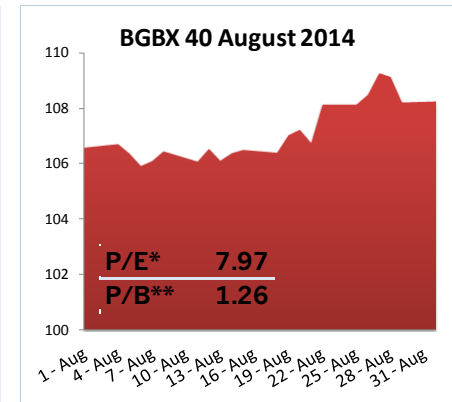
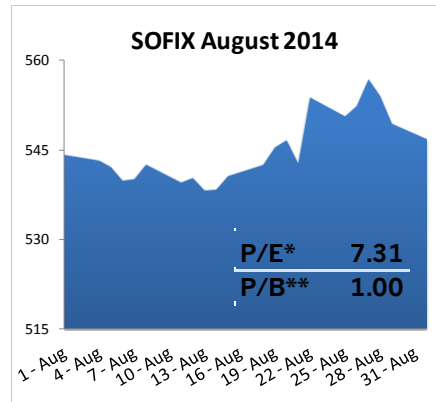
Liquidity Ranking

BSE Code	Issuer	Trades	Volume (lots)	Turnover (EUR)
6C4	Chimimport AD-Sofia	569	441 819	445 245
4CF	CB Central Cooperative Bank AD-Sofia	299	242 206	138 147
6A6	Advance Terrafund REIT-Sofia	277	192 350	242 615
T57	Trace Group Hold AD-Sofia	248	43 691	139 642
T43	Zarneni Hrani Bulgaria AD-Sofia	191	258 352	69 785

MEMBERS

Trades	Turnover ('000 EUR)
Inv. Intermediary "Karoll"	2 697
Inv. Intermediary "Elana Trading"	1 119
Inv. Intermediary "BenchMark Finance"	837
Inv. Intermediary "First Financial Brokerage House"	603
Inv. Intermediary "UG Market"	352

Inv. Intermediary "First Financial Brokerage House"	19 286
Inv. Intermediary "Elana Trading"	15 789
Inv. Intermediary "De Novo" EAD	6 830
Inv. Intermediary "Capman"	5 261
Inv. Intermediary "Karoll"	1 818



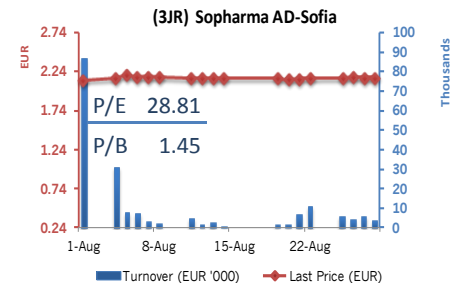
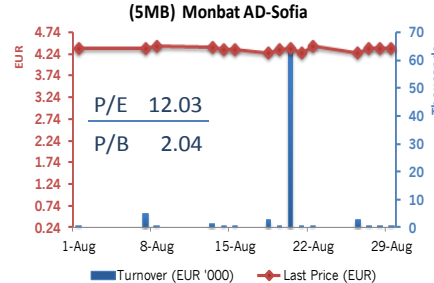
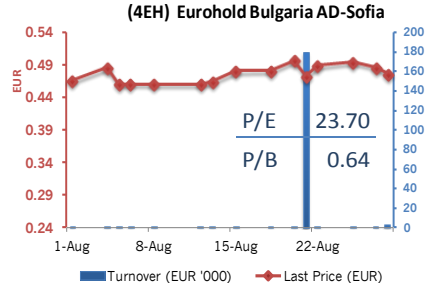
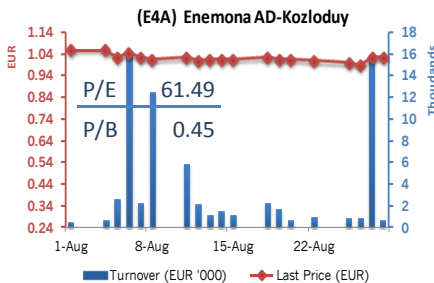
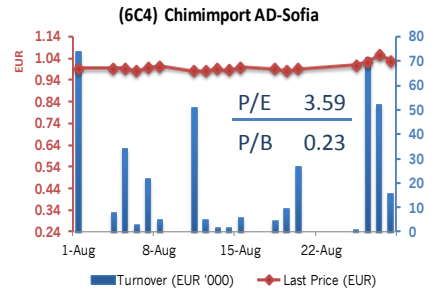
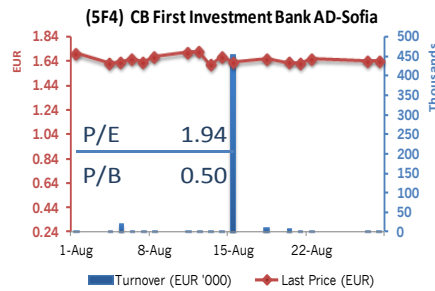
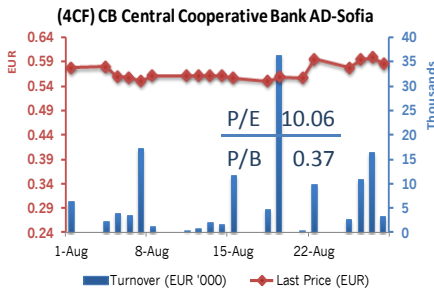
* P (prices) are weight-average ** Financial reports data (ttm)



Market Summary

PREMIUM MARKET

		Trading on regulated market in August				
BSE Code	Company	Issue Size (Shares)	Market Capitalization (EUR)	Trades (#)	Volume (lots)	Value (EUR)
4CF	CB Central Cooperative Bank AD-Sofia	113 154 291	66 648 811	299	242 206	138 147
5F4	CB First Investment Bank AD-Sofia	110 000 000	179 074 868	141	327 708	542 949
6C4	Chimimport AD-Sofia	150 858 809	153 494 440	569	441 819	445 245
E4A	Enemona AD-Kozloduy	11 933 600	12 203 106	137	69 756	70 524
4EH	Eurohold Bulgaria AD-Sofia	127 345 000	60 878 284	56	399 530	189 271
5MB	Monbat AD-Sofia	39 000 000	170 470 337	35	18 411	80 113
3JR	Sopharma AD-Sofia	132 000 000	283 460 219	108	93 108	199 132
Total			926 230 065	1 345	1 592 538	1 665 382



CB CENTRAL COOPERATIVE BANK AD
Banking
www.ccbank.bg

CB FIRST INVESTMENT BANK AD
Banking
www.fibank.bg

CHIMIMPORT AD
Holding Company
www.chimimport.bg

ENEMONA AD
Engineering
www.enemona.bg

EUROHOLD BULGARIA AD
Car Sales-Leasing-Insurance
www.eurohold.bg

MONBAT AD
Batteries Manufacturer
www.monbat.bg

SOPHARMA AD
Pharmaceuticals
www.sopharma.bg