



# BSE Main Market Summary

August 2012



## CAPITALIZATION OF BSE MAIN MARKET

As of 31 August 2012

Market Segment	Capitalization ( EUR )	Change July'12 %
Premium Equities Segment	527,292,529	-2.69%
Standard Equities Segment	3,201,686,173	-5.78%
Special Purpose Vehicles Segment	293,052,919	-14.35%
<b>Total Capitalization</b>	<b>4,022,031,621</b>	<b>-6.07%</b>

\* As of the end of the period

## BSE INDICES

### SOFIX

Value	322.38
Monthly change	2.81%
Annual change	-14.75%
P/E	6.37
P/B	0.82

### BG 40

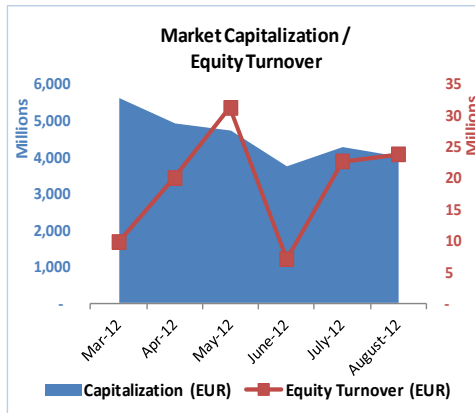
Value	116.27
Monthly change	5.71%
Annual change	-4.11%
P/E	35.43
P/B	0.97

### BGTR 30

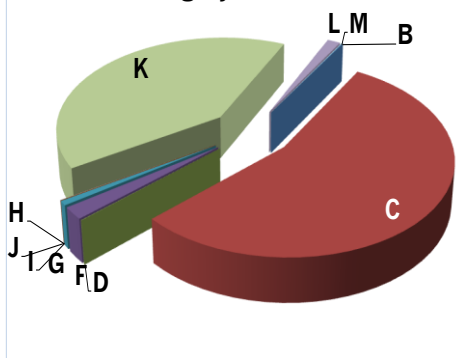
Value	257.89
Monthly change	1.64%
Annual change	-18.79%
P/E	26.00
P/B	0.84

### BG REIT

Value	81.98
Monthly change	9.63%
Annual change	67.82%
P/E	3.40
P/B	0.68



## Trading By Industries



## MONTHLY TRADING BY BSE MAIN MARKET SEGMENTS

Market Segment	August 2012		Change July '12 Turnover %
	Trades	Turnover ( EUR )	
Premium Equities Segment	1,446	2,409,036	54.2%
Standard Equities Segment	2,839	8,530,847	37.8%
Special Purpose Vehicles Segment	1,388	4,410,835	-70.6%
Bond Segment	37	2,947,878	-38.1%
Compensatory Instruments Segment	1,410	5,597,688	175.8%
Structured Products Segment	11	7,165	1281.5%
Subscription Rights Segment	14	610	1.6%
<b>TOTAL:</b>	<b>7,145</b>	<b>23,904,059</b>	<b>-19%</b>

## TRADING BY INDUSTRIES (ACCORDING TO NACE.BG\* - 2008)

	Turnover ( EUR )	Market Cap. ( EUR )	Turnover Velocity
B Mining and quarrying	10,163	29,039,311	0.035%
C Manufacturing	8,394,330	1,129,323,440	0.743%
D Electricity, gas, steam and air conditioning supply	7,851	494,473,195	0.002%
F Construction	315,802	64,352,516	0.491%
G Wholesale and retail trade; repair of motor vehicles and motorcycles	117,010	326,562,243	0.036%
H Transportation and storage	2,220	29,996,203	0.007%
I Accommodation and food service activities	4,058	138,123,921	0.003%
J Information and communication	706	554,057,020	0.000%
K Financial and insurance activities	6,264,167	1,896,280,238	0.330%
L Real estate activities	220,523	268,565,140	0.082%
M Professional, scientific and technical activities	13,886	43,995,603	0.032%

\* National Classification of Economic Activities

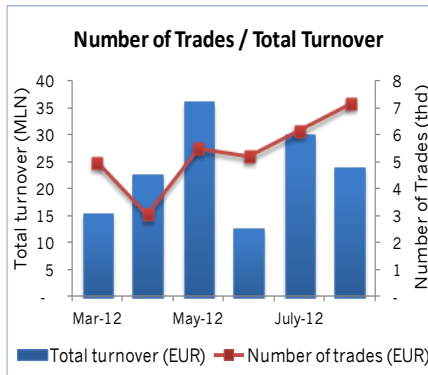
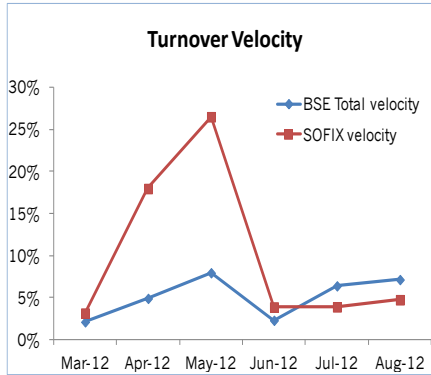
\* Values as of 31 August 2012

\*\* P (prices) are weight-average

\*\* Financial reports data (ttm)



# Market Summary

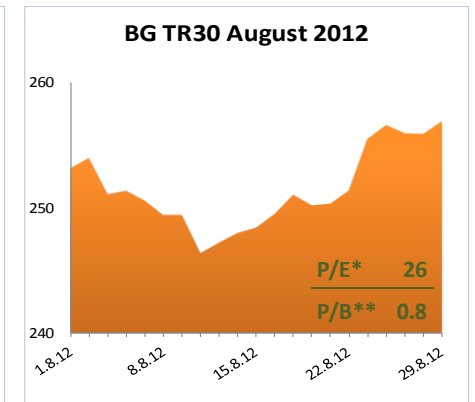
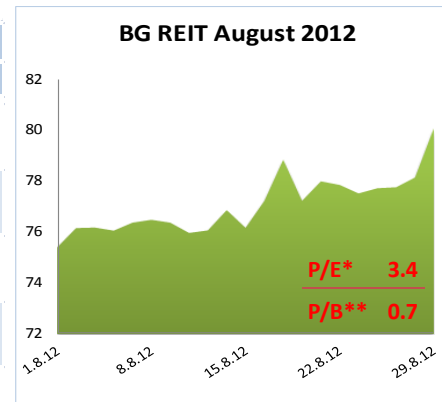
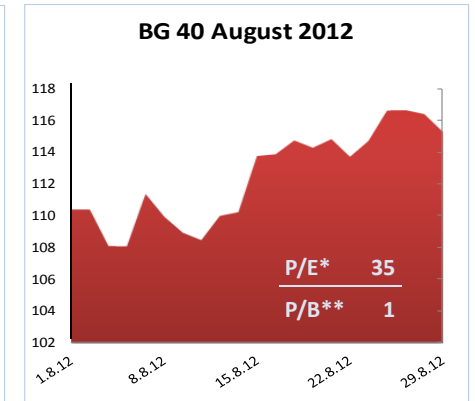
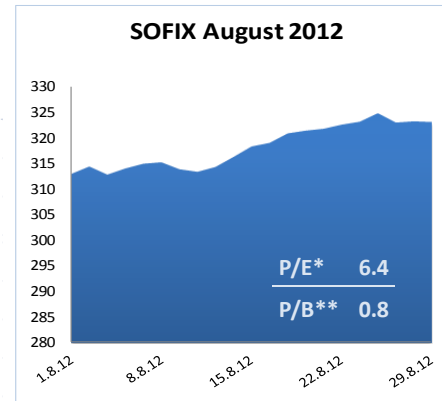


## BSE-SOFIA INDICES

	Market Cap (EUR)	% of total Market Cap	Total turnover (EUR)	% of total turnover	All Trades	% of all trades
<b>SOFIX</b>	1,087,792,335	27.05%	4,292,016	27.96%	2,210	38.96%
<b>BG 40</b>	1,894,058,139	47.09%	13,027,960	84.87%	4,688	82.64%
<b>BGREIT</b>	123,796,205	3.08%	3,043,316	19.83%	911	16.06%
<b>BGTR30</b>	2,007,950,258	49.92%	7,101,677	46.26%	3,619	63.79%

Liquidity Ranking				
BSE Code	Issuer	Trades	Volume (lots)	Turnover (EUR)
6C4	Chimimport AD-Sofia	532	638,130	276,573
5BD	Bulland Investments REIT-Sofia	405	3,247,831	1,848,024
MKX	Mekom AD-Silistra	384	3,695,213	99,865
6A6	Advance Terrafund REIT-Sofia	319	358,215	371,324
E4A	Enemona AD-Kozloduy	286	116,513	172,541

Members			
Trades		Turnover ('000 EUR)	
Inv. Intermediary "Karoll"	2,518	Inv. Intermediary "Sofia International Securities"	11,594
Inv. Intermediary "BenchMark Finance"	1,757	Inv. Intermediary "First Financial Brokerage House"	5,653
Inv. Intermediary "Elana Trading"	1,709	Inv. Intermediary "UG Market"	4,323
Inv. Intermediary "UG Market"	1,107	Inv. Intermediary "BenchMark Finance"	2,789
Inv. Intermediary "First Financial Brokerage House"	1,081	CB "UniCredit Bulbank" AD	2,630



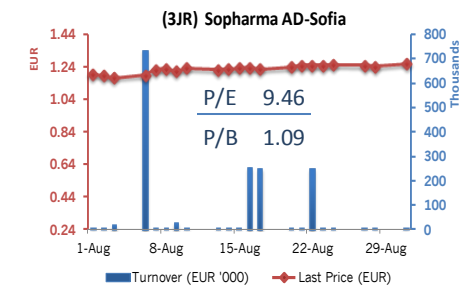
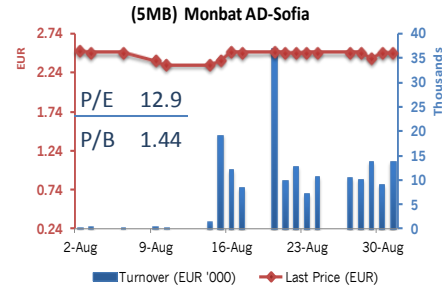
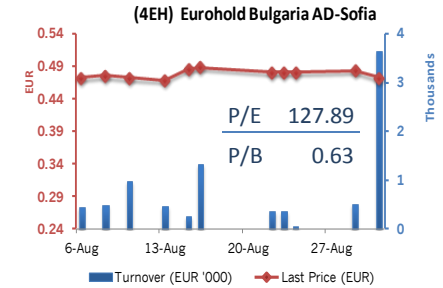
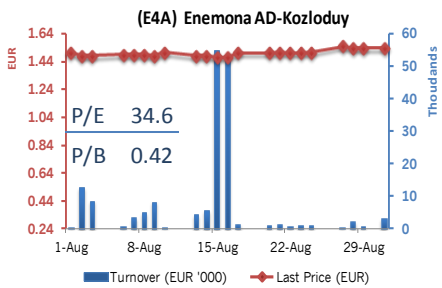
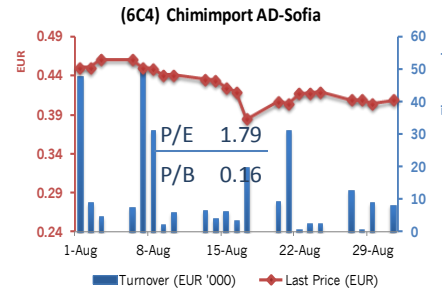
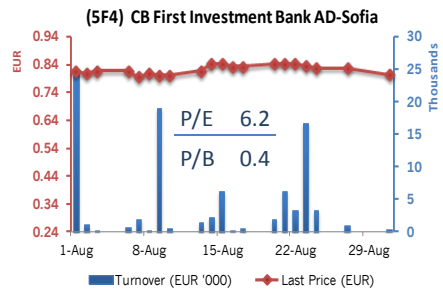
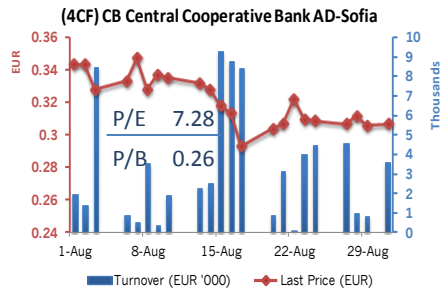
\* P (prices) are weight-average \*\* Financial reports data (ttm)



# Market Summary

## PREMIUM MARKET

BSE Code	Company	Issue Size (Shares)	Market Capitalization (EUR)	Trading on regulated market in July		
				Trades (#)	Volume (lots)	Value (EUR)
4CF	CB Central Cooperative Bank AD-Sofia	113,154,291	34,712,922	262	234,437	74,311
5F4	CB First Investment Bank AD-Sofia	110,000,000	88,468,834	70	110,938	91,335
6C4	Chimimport AD-Sofia	150,858,809	61,706,307	532	638,130	276,573
E4A	Enemona AD-Kozloduy	11,933,600	18,304,658	286	143,268	172,541
4EH	Eurohold Bulgaria AD-Sofia	127,345,000	60,227,180	31	18,490	8,852
5MB	Monbat AD-Sofia	39,000,000	97,508,475	85	71,072	177,942
3JR	Sopharma AD-Sofia	132,000,000	166,364,152	180	1,325,902	1,607,483
<b>Total</b>			<b>527,292,529</b>	<b>1,446</b>	<b>2,542,237</b>	<b>2,409,036</b>



**CB CENTRAL COOPERATIVE BANK AD**  
Banking  
[www.ccbank.bg](http://www.ccbank.bg)

**CB FIRST INVESTMENT BANK AD**  
Banking  
[www.fibank.bg](http://www.fibank.bg)

**CHIMIMPORT AD**  
Holding Company  
[www.chimimport.bg](http://www.chimimport.bg)

**ENEMONA AD**  
Engineering  
[www.enemona.bg](http://www.enemona.bg)

**EUROHOLD BULGARIA AD**  
Car Sales-Leasing-Insurance  
[www.eurohold.bg](http://www.eurohold.bg)

**MONBAT AD**  
Batteries Manufacturer  
[www.monbat.bg](http://www.monbat.bg)

**SOPHARMA AD**  
Pharmaceuticals  
[www.sopharma.bg](http://www.sopharma.bg)