



## CAPITALIZATION OF BSE MAIN MARKET

As at 30 Apr 2023		Change	Change
Market Segment	Capitalization ( EUR )	Mar 23 %	Apr 22 %
Premium Equities Segment	1 177 374 391	-0,02%	38,90%
Standard Equities Segment	3 863 499 040	-0,05%	-15,59%
Special Purpose Vehicles Segment	610 461 127	1,48%	6,94%
<b>Total Capitalization</b>	<b>5 651 334 558</b>	<b>0,12%</b>	<b>-5,74%</b>

### BSE INDICES \*

#### SOFIX

Value *	607,01
Monthly change	-0,62%
Annual change	-1,94%
P/E **	5,34
P/B **	1,21

#### BGREIT

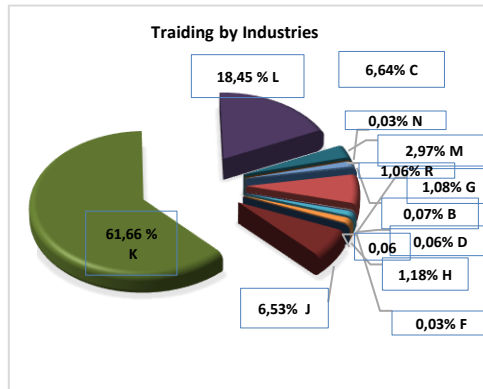
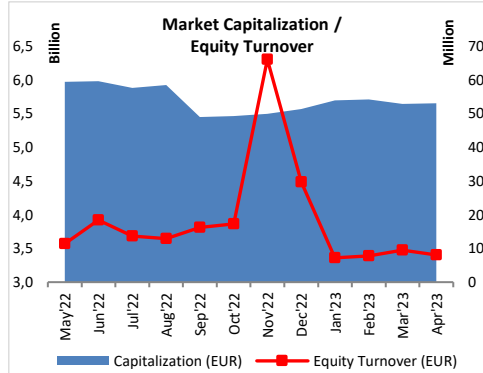
Value *	190,62
Monthly change	1,41%
Annual change	5,66%
P/E **	8,76
P/B **	1,38

#### BGTR30

Value *	720,91
Monthly change	-0,38%
Annual change	-1,39%
P/E **	62,14
P/B **	1,69

#### BGBX40

Value *	139,72
Monthly change	-0,36%
Annual change	-3,95%
P/E **	6,80
P/B **	1,91



## MONTHLY TRADING BY BSE MAIN MARKET SEGMENTS

Market Segment	April 2023		Change	Change
	Trades	Turnover ( EUR )	Mar 23 Turnover %	Apr 22 Turnover %
Premium Equities Segment	703	880 494	-66,56%	-47,63%
Standard Equities Segment	1 478	6 824 133	17,87%	-75,67%
Special Purpose Vehicles Segment	368	350 911	-66,33%	-81,50%
Bonds Segment	12	126 169	-32,72%	-98,78%
Compensatory Instruments Segment	43	156 151	-0,23%	30,83%
Exchange Traded Products Segment	214	345 608	34,57%	209,35%
Subscription Rights Segment	0	0	-100,00%	N/A
Government Securities Segment	0	0	-100,00%	N/A
<b>TOTAL:</b>	<b>2 818</b>	<b>8 683 466</b>	<b>-25,81%</b>	<b>-79,41%</b>

## TRADING BY INDUSTRIES ACCORDING TO

NATIONAL CLASSIFICATION OF ECONOMIC ACTIVITIES	Turnover	Market Cap.	Turnover
	( EUR )	( EUR )	Velocity
B Mining and quarrying	6 011	40 326 102	0,015%
C Manufacturing	534 693	1 793 200 247	0,030%
D Electricity, gas, steam and air conditioning supply	5 164	164 445 647	0,003%
F Construction	2 381	46 028 540	0,005%
G Wholesale and retail trade; repair of motor vehicles and motorcycles	87 077	133 433 369	0,065%
H Transportation and storage	94 776	309 992 809	0,031%
I Accommodation and food service activities	4 819	59 863 921	0,008%
J Information and communication	526 214	49 392 694	1,065%
K Financial and insurance activities	4 967 026	2 302 118 585	0,216%
L Real estate activities	1 486 272	469 780 705	0,316%
M Professional, scientific and technical activities	239 574	182 229 262	0,131%
N Administrative and support service activities	150	1 127 399	0,013%
R Arts, entertainment and recreation	101 380	99 395 280	0,102%

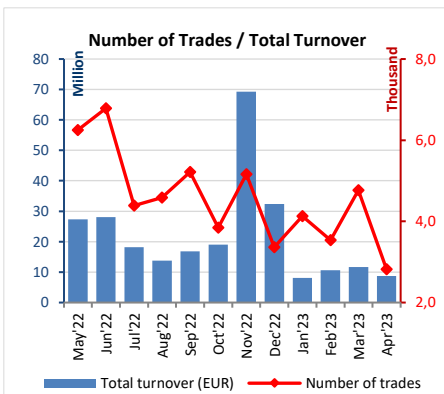
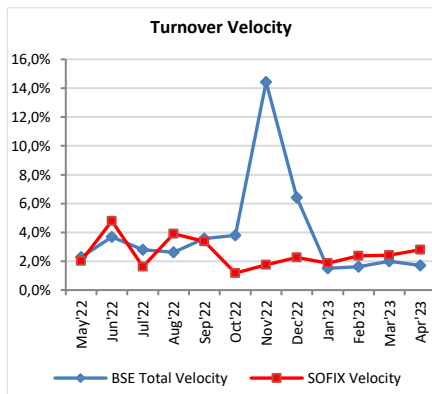
\* Values as at 30 April 2023;

\*\* P (prices) are weighted-average.

Earnings and Book value are Financial reports data (ttm)



# Market Summary

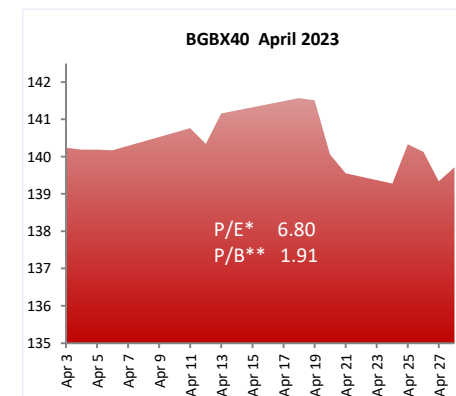
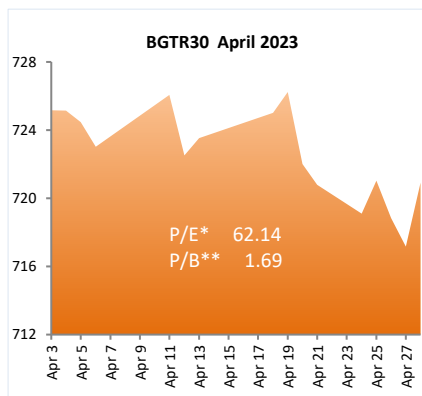
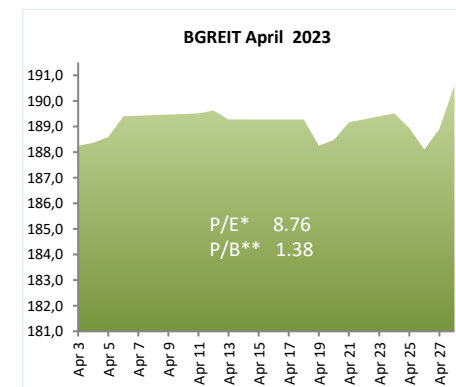
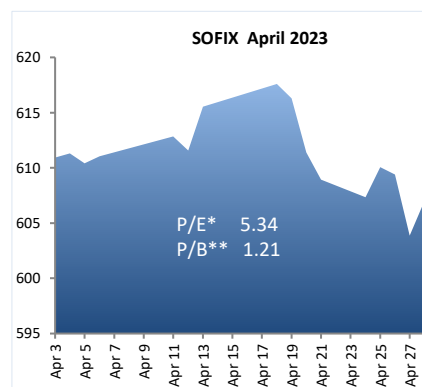


Liquidity Ranking				
BSE Code	Issuer	Trades	Volume (lots)	Turnover (EUR)
DUH	Doverie United Holding	204	80 349	307 626
SFAW	Sopharma	192	601 475	239 012
ATER	Advance Terrafund REIT	189	94 996	167 404
EUBG	Eurohold Bulgaria	142	2 188 679	1 559 315
SFA	Sopharma	133	55 928	157 864

BSE- Members			
Trades	Turnover (EUR '000)		
Karoll	1 910	Dilingova Finansova Kompania	2 885
Elana Trading	1 371	Elana Trading	2 828
First Financial Brokerage House	415	Real Finance	2 251
BenchMark Finance	389	ABV Investments	2 163
ABV Investments	269	First Financial Brokerage House	2 152

## BSE INDICES

	Market Cap (EUR)	% of total Market Cap	Turnover (EUR)	% of total turnover	Trades	% of all trades
SOFIX	1 977 179 638	34,99%	4 596 758	57,06%	1 446	56,73%
BGREIT	368 994 619	6,53%	286 390	3,56%	313	12,28%
BGTR30	3 128 394 063	55,36%	6 220 321	77,22%	1 815	71,20%
BGBX40	4 369 555 503	77,32%	5 997 801	74,46%	2 216	86,94%



\* P (prices) are weighted-average      \*\* Financial reports data (ttm)



# Market Summary

## PREMIUM MARKET



Trading on regulated market in April										
Ticker	Company	Industry	Last Price (EUR)	Change	Issue Size (Shares)	Market Capitalisation (EUR)	Trades (#)	Volume (lots)	Value (EUR)	
A4L	Allterco A	Financial and insurance activities	11,248	0,00%	17 999 999	202 471 574	112	20 486	234 623	
AGH	Agria Group Holding	Professional, scientific and technical activities	11,760	-4,17%	6 800 000	79 966 050	114	9 106	108 236	
BSE	Bulgarian Stock Exchange	Financial and insurance activities	4,397	1,18%	6 582 860	28 945 561	84	27 462	121 434	
CCB	CB Central Cooperative Bank	Financial and insurance activities	0,721	-2,08%	127 129 970	91 650 735	60	104 227	75 896	
CHIM	Chimimport	Financial and insurance activities	0,373	-1,88%	239 646 267	89 446 309	74	132 301	49 099	
FIB	CB First Investment Bank	Financial and insurance activities	1,074	-3,67%	149 084 800	160 074 280	55	55 086	57 314	
KBG	Korado Bulgaria	Manufacturing	2,812	-8,33%	13 168 614	37 031 530	29	3 739	11 073	
MONB	Monbat	Manufacturing	2,219	-0,46%	39 000 000	86 541 264	30	27 011	60 194	
SFA	Sopharma	Manufacturing	2,833	4,53%	134 797 899	381 822 735	133	55 928	157 864	
SGH	Sirma Group Holding	Professional, scientific and technical activities	0,327	-0,78%	59 360 518	19 424 353	12	14 610	4 761	
<b>TOTAL:</b>						<b>1 177 374 391</b>	<b>703</b>	<b>449 956</b>	<b>880 494</b>	

