



BSE Main Market Summary

April 2015



CAPITALIZATION OF BSE MAIN MARKET			
As of 30 April 2015			
Market Segment	Capitalization (EUR)	Change Mar '15 %	Change Apr '14 %
Premium Equities Segment	808 121 767	-3.97%	-23.76%
Standard Equities Segment	2 602 764 978	-1.57%	-23.28%
Special Purpose Vehicles Segment	297 899 106	3.38%	1.27%
Total Capitalization	3 708 785 851	-1.73%	-21.87%

BSE INDICES

SOFIX

Value	502.7
Monthly change	-2.22%
Annual change	-16.49%
P/E	8.93
P/B	1.01

BGBX 40

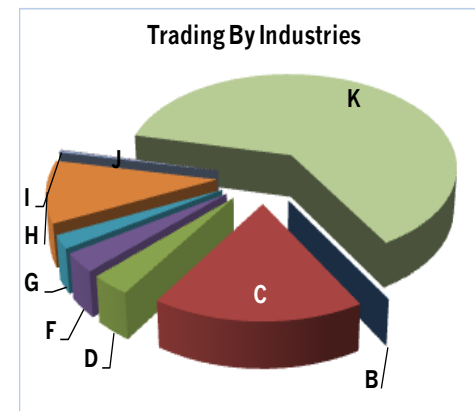
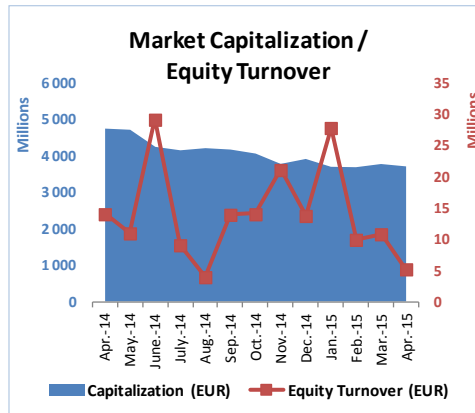
Value	101.3
Monthly change	-2.16%
Annual change	-17.08%
P/E	10.47
P/B	1.1

BG TR30

Value	404.42
Monthly change	-2.37%
Annual change	-8.82%
P/E	34.97
P/B	1.39

BG REIT

Value	95.84
Monthly change	0.47%
Annual change	-1.36%
P/E	29.37
P/B	0.67



MONTHLY TRADING BY BSE MAIN MARKET SEGMENTS				
Market Segment	April 2015		Change Mar' 15	Change Apr' 14
	Trades	Turnover (EUR)	Turnover %	Turnover %
Premium Equities Segment	1 544	857 940	-55.96%	-81.44%
Standard Equities Segment	2 334	3 246 232	-55.74%	-46.73%
Special Purpose Vehicles Segment	785	1 216 506	-26.72%	-64.63%
Bonds Segment	34	8 457 795	16396.56%	843.96%
Compensatory Instruments Segment	426	1 015 262	28.14%	5.80%
Exchange Traded Products Segment	1	0	-98.53%	n/a
Subscription Rights Segment	49	817	-97.69%	35.32%
TOTAL:	5 173	14 794 552	25.15%	-7.61%

TRADING BY INDUSTRIES

(ACCORDING TO NACE.BG* – 2008)

	Turnover (EUR)	Market Cap. (EUR)	Turnover Velocity
B Mining and quarrying	1 755	48 766 449	0.004%
C Manufacturing	830 163	1 054 545 887	0.079%
D Electricity, gas, steam and air conditioning supply	161 037	287 299 296	0.056%
F Construction	150 991	99 088 402	0.152%
G Wholesale and retail trade; repair of motor vehicles and motorcycles	106 882	239 797 253	0.045%
H Transportation and storage	493 144	103 080 440	0.478%
I Accommodation and food service activities	18 381	118 112 434	0.016%
J Information and communication	1 217	8 753 558	0.014%
K Financial and insurance activities	3 010 558	1 410 587 253	0.213%
M Professional, scientific and technical activities	510 912	63 618 834	0.803%

* Values as of 30 April 2015

** P (prices) are weight-average

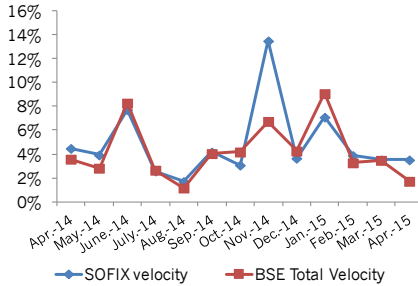
*** Financial reports data (ttm)

* National Classification of Economic Activities

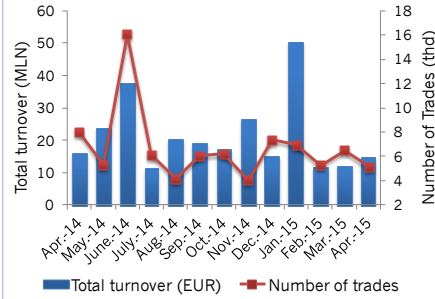


Market Summary

Turnover Velocity



Number of Trades/Total Turnover



BSE-SOFIA INDICES

	Market Cap (EUR)	% of total Market Cap	Total turnover (EUR)	% of total turnover	All Trades	% of all trades
SOFIX	1 373 675 795	37.04%	1 719 726	32.32%	1 978	42.42%
BGBX 40	2 415 685 125	65.13%	3 121 743	58.67%	3 679	78.90%
BGREIT	190 898 356	5.15%	1 057 149	19.87%	588	12.61%
BGTR30	2 038 518 437	54.96%	2 794 589	52.52%	2 916	62.53%

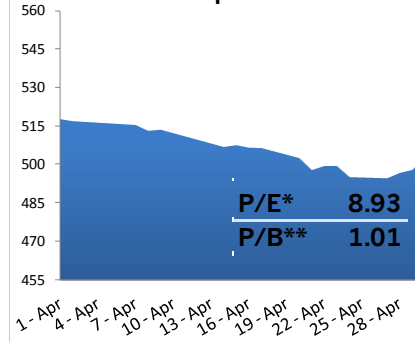
Liquidity Ranking

BSE Code	Issuer	Trades	Volume (lots)	Turnover (EUR)
6C4	Chimimport AD-Sofia	576	438 930	420 279
6A6	Advance Terrafund REIT-Sofia	348	385 387	509 378
E4A	Enemona AD-Kozloduy	331	67 738	36 968
E4AP	Enemona AD-Kozloduy	309	143 506	33 448
4CF	CB Central Cooperative Bank AD-Sofia	193	145 531	84 485

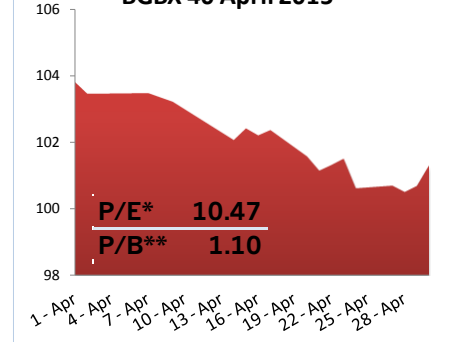
MEMBERS

Trades	Turnover ('000 EUR)
Inv. Intermediary "Karoll"	2 657
Inv. Intermediary "Elana Trading"	1 290
Inv. Intermediary "BenchMark Finance"	989
Inv. Intermediary "First Financial Brokerage House"	805
Inv. Intermediary "UG Market"	433
Inv. Intermediary "First Financial Brokerage House"	8 889
CB "Allianz Bank Bulgaria"	7 255
Inv. Intermediary "Karoll"	2 027
Inv. Intermediary "Euro - Finance"	1 554
Inv. Intermediary "Sofia International Securities"	1 360

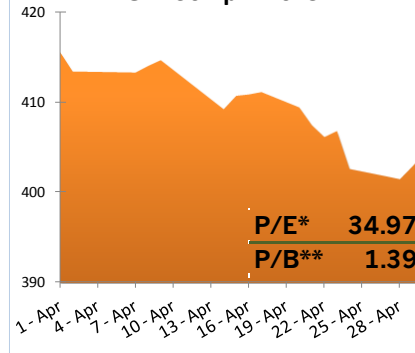
SOFIX April 2015



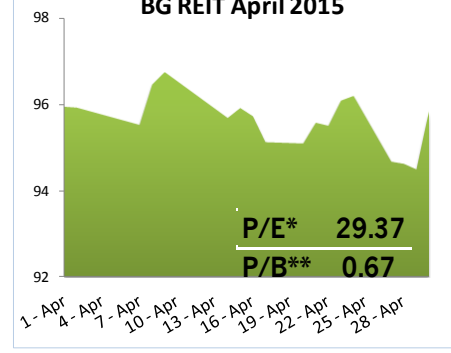
BGBX 40 April 2015



BG TR30 April 2015



BG REIT April 2015



* P (prices) are weight-average

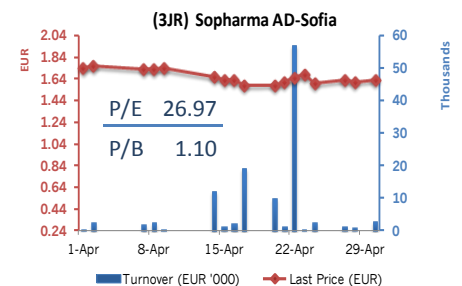
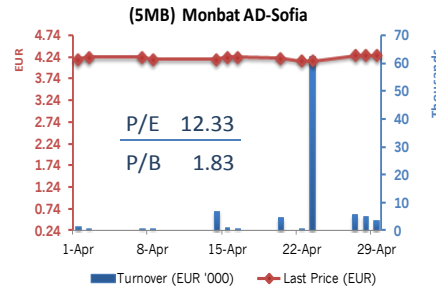
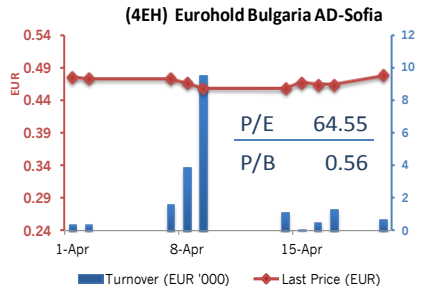
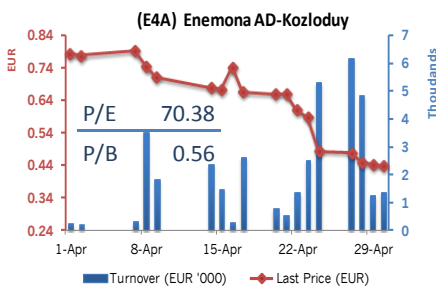
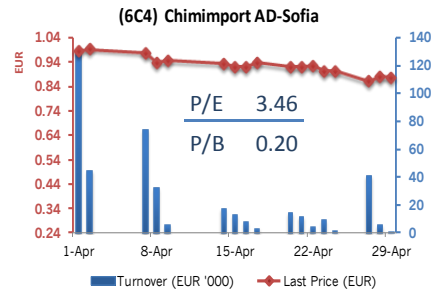
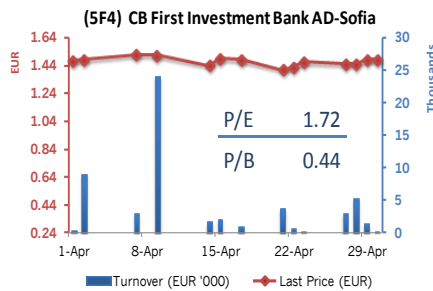
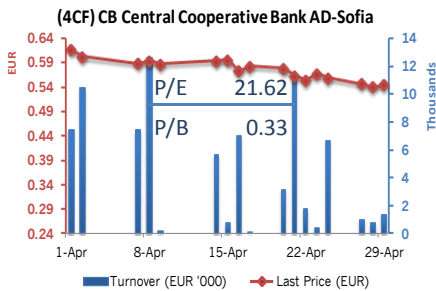
** Financial reports data (ttm)



Market Summary

PREMIUM MARKET

BSE Code	Company	Issue Size (Shares)	Trading on regulated market in April			
			Market Capitalization (EUR)	Trades (#)	Volume (lots)	Value (EUR)
4CF	CB Central Cooperative Bank AD-Sofia	113 154 291	61 441 872	193	145 531	84 485
5F4	CB First Investment Bank AD-Sofia	110 000 000	163 045 868	81	37 411	55 167
6C4	Chimimport AD-Sofia	150 858 809	134 519 750	576	438 930	420 279
E4A	Enemona AD-Kozloduy	11 933 600	5 247 335	331	67 738	36 968
4EH	Eurohold Bulgaria AD-Sofia	127 345 000	54 692 790	153	96 707	43 686
5MB	Monbat AD-Sofia	39 000 000	168 695 643	68	23 733	99 332
3JR	Sopharma AD-Sofia	134 797 899	220 478 507	142	72 688	118 023
Total			808 121 767	1 544	882 738	857 940



CB CENTRAL COOPERATIVE BANK AD
Banking
www.ccbank.bg

CB FIRST INVESTMENT BANK AD
Banking
www.fibank.bg

CHIMIMPORT AD
Holding Company
www.chimimport.bg

ENEMONA AD
Engineering
www.enemona.bg

EUROHOLD BULGARIA AD
Car Sales-Leasing-Insurance
www.eurohold.bg

MONBAT AD
Batteries Manufacturer
www.monbat.bg

SOPHARMA AD
Pharmaceuticals
www.sopharma.bg