



BSE Main Market Summary

June 2012



CAPITALIZATION OF BSE MAIN MARKET		
As of 30 June 2012		
Market Segment	Capitalization (EUR)	Change May '12 %
Premium Equities Segment	499,414,366	-7.09%
Standard Equities Segment	2,924,795,711	-24.40%
Special Purpose Vehicles Segment	328,659,758	0.2%
Total Capitalization	3,752,869,836	-20.73%

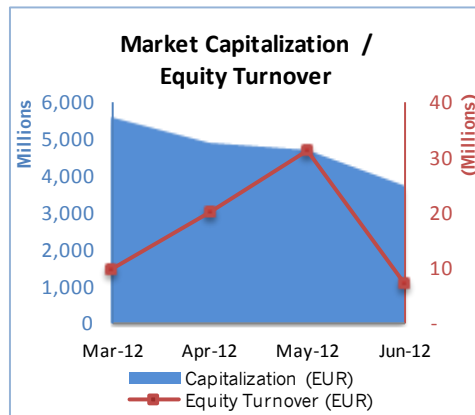
* As of the end of the period

BSE INDICES	
SOFIX	
Value	292.99
Monthly change	-0.33%
Annual change	-29.19%
P/E	5.00
P/B	0.77

BG 40	
Value	107.47
Monthly change	-1.24%
Annual change	-15.08%
P/E	36.62
P/B	1.04

BGTR 30	
Value	237.56
Monthly change	-0.05
Annual change	-29.59%
P/E	31.39
P/B	0.89

BG REIT	
Value	70.63
Monthly change	4.51%
Annual change	34.43%
P/E	2.01
P/B	0.48



MONTHLY TRADING BY BSE MAIN MARKET SEGMENTS			
Market Segment	June 2012		Change May '12 Turnover %
	Trades	Turnover (EUR)	
Premium Equities Segment	1,696	1,177,897	-45.8%
Standard Equities Segment	1,882	3,012,590	-86.3%
Special Purpose Vehicles Segment	1,189	2,965,084	-58.8%
Bond Segment	40	4,921,310	33.7%
Compensatory Instruments Segment	341	651,129	-11.3%
Structured Products Segment	10	574	48.9%
Subscription Rights Segment	33	13,099	29373.8%
TOTAL:	5,191	12,741,682	-64%

TRADING BY INDUSTRIES (ACCORDING TO NACE.BG* - 2008)		Turnover (EUR)	Market Cap. (EUR)	Turnover Velocity
B	Mining and quarrying	7,197	29,039,311	0.025%
C	Manufacturing	1,896,124	1,129,323,440	0.168%
D	Electricity, gas, steam and air conditioning supply	5,926	494,473,195	0.001%
F	Construction	437,043	64,352,516	0.679%
G	Wholesale and retail trade; repair of motor vehicles and motorcycles	63,320	326,562,243	0.019%
H	Transportation and storage	8,226	29,996,203	0.027%
I	Accommodation and food service activities	40,058	138,123,921	0.029%
J	Information and communication	1,147	554,057,020	0.000%
K	Financial and insurance activities	4,406,190	1,896,280,238	0.232%
L	Real estate activities	124,946	268,565,140	0.047%
M	Professional, scientific and technical activities	165,393	43,995,603	0.376%

* National Classification of Economic Activities

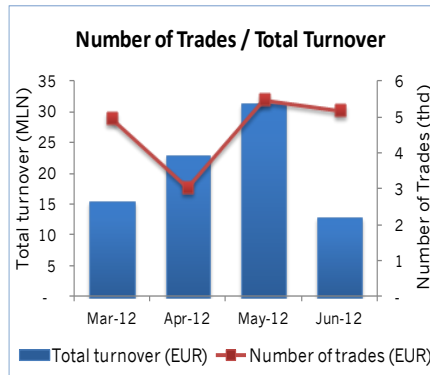
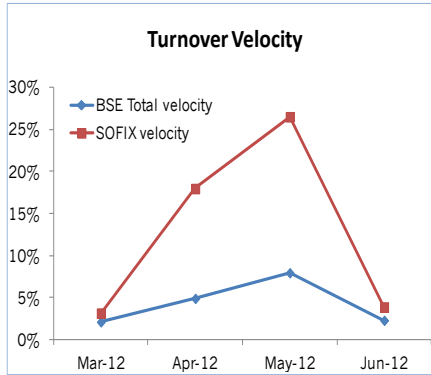
* Values as of 30 June 2012

** P (prices) are weight-average

** Financial reports data (ttm)



Market Summary

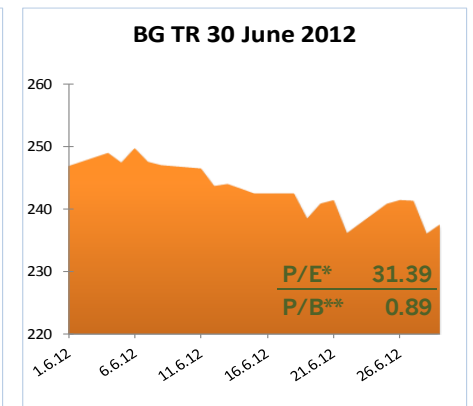
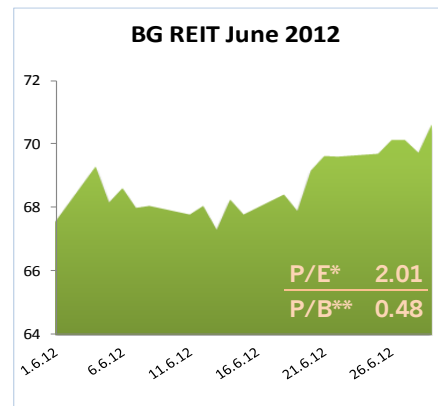
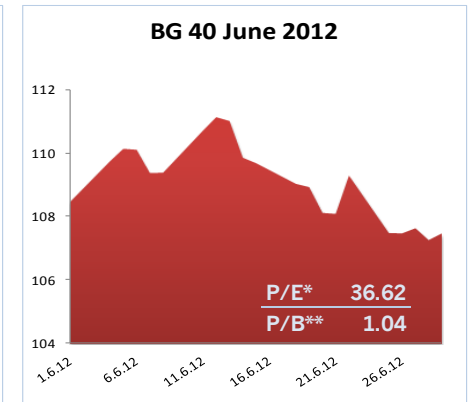
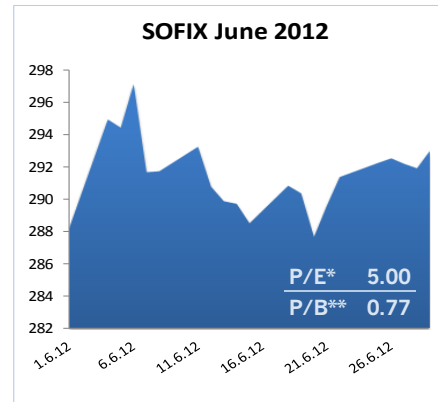


BSE-SOFIA INDICES

	Market Cap (EUR)	% of total Market Cap	Total turnover (EUR)	% of total turnover	All Trades	% of all trades
SOFIX	994,707,699	26.51%	3,209,175	44.85%	2,116	44.39%
BG 40	1,739,603,835	46.35%	5,389,003	75.31%	3,687	77.34%
BGREIT	165,421,082	4.41%	2,183,373	30.51%	928	19.47%
BGTR30	1,773,143,643	47.25%	4,236,757	59.21%	3,280	68.81%

Liquidity Ranking				
BSE Code	Issuer	Trades	Volume (lots)	Turnover (EUR)
E4A	Enemona AD-Kozloduy	580	231,651	356,719
6A6	Advance Terrafund REIT-Sofia	502	1,954,012	1,655,038
6C4	Chimimport AD-Sofia	344	322,309	158,025
4CF	CB Central Cooperative Bank AD-Sofia	305	353,202	102,269
3JR	Sopharma AD-Sofia	260	211,485	243,858

Members			
Trades		Turnover ('000 EUR)	
Inv. Intermediary "Karoll"	1,786	Inv. Intermediary "TBI Invest"	5,043
Inv. Intermediary "First Financial Brokerage House"	1,360	Inv. Intermediary "First Financial Brokerage House"	3,059
Inv. Intermediary "BenchMark Finance"	1,054	Inv. Intermediary "BenchMark Finance"	2,717
Inv. Intermediary "Elana Trading"	895	Inv. Intermediary "AVS Finans"	1,617
Inv. Intermediary "KBC Securities N.V. - Bulgaria"	776	CB "Texim Bank"	1,533



* P (prices) are weight-average ** Financial reports data (ttm)



Market Summary

PREMIUM MARKET

BSE Code	Company	Issue Size (Shares)	Market Capitalization (EUR)	Trading on regulated market in June		
				Trades (#)	Volume (lots)	Value (EUR)
4CF	CB Central Cooperative Bank AD-Sofia	113,154,291	31,415,195	260	249,203	72,943
5F4	CB First Investment Bank AD-Sofia	110,000,000	82,394,687	182	433,217	326,247
6C4	Chimimport AD-Sofia	150,858,809	72,504,911	216	142,185	73,378
E4A	Enemona AD-Kozloduy	11,933,600	18,853,798	564	228,057	351,195
4EH	Eurohold Bulgaria AD-Sofia	127,345,000	61,659,610	167	177,433	90,226
5MB	Monbat AD-Sofia	39,000,000	85,524,304	66	17,128	36,696
3JR	Sopharma AD-Sofia	132,000,000	147,061,861	241	197,195	227,211
Total			499,414,366	1,696	1,444,418	1,177,897

CB CENTRAL COOPERATIVE BANK AD
Banking

www.ccbank.bg

CB FIRST INVESTMENT BANK AD
Banking
www.fibank.bg


CHIMIMPORT AD
Holding Company
www.chimimport.bg

ENEMONA AD
Engineering

www.enemona.bg

EUROHOLD BULGARIA AD
Car Sales-Leasing-Insurance

www.eurohold.bg

MONBAT AD
Batteries Manufacturer

www.monbat.bg

SOPHARMA AD
Pharmaceuticals

www.sopharma.bg

