

**September
2024**

MONTHLY BULLETIN



БФБ

BULGARIAN STOCK EXCHANGE
1000 Sofia, 6 Tri ushi St.
Tel: (+359 2) 937 09 45; 937 09 34
<http://www.bse-sofia.bg>; e-mail: bse@bse-sofia.bg

General Statistics

September
2024

Capitalization of BSE Main Market		Change	
As of 30 September 2024			
Market Segment	Capitalization	August * 2024	September * 2023
EuroBridge Market Segment	1 239 398 841.06	-0.28%	n/a
Premium Equities Segment	2 613 179 301.36	-3.70%	-11.48%
Standard Equities Segment	8 757 870 615.28	1.96%	10.61%
Special Purpose Vehicles Segment	1 289 937 439.11	0.46%	9.15%
Total Capitalization of BSE Main Market	13 900 386 196.81	0.51%	15.34%

* as of the end of the period

Issues admitted to trading on BSE Main Market			
Market Segment	Number of new issues	Number of delisted issues	Number of listed issues as of the end of the month
EuroBridge Market Segment	0	0	1
Premium Equities Segment	0	0	10
Standard Equities Segment	0	0	56
Special Purpose Vehicles Segment	0	0	17
Bonds Segment	1	3	109
Compensatory Instruments Segment	0	0	3
Exchange Traded Products Segment	0	0	22
Subscription Rights Segment	1	0	1
Initial Public Offering Segment	0	0	0
Government Securities Segment	0	0	16
TOTAL :	2	3	234

* as of the end of the period

BSE Indices

SOFIX

Value *	858.29
Monthly change	-0.75%
Annual change	13.57%
P/E **	9.90
P/B **	1.61

BGBX 40

Value *	169.90
Monthly change	0.22%
Annual change	7.15%
P/E **	13.72
P/B **	2.04

BG TR30

Value *	871.61
Monthly change	0.19%
Annual change	10.62%
P/E **	20.91
P/B **	2.79

BG REIT

Value *	208.05
Monthly change	3.96%
Annual change	9.30%
P/E **	20.80
P/B **	2.40

* Values as of 30 September 2024

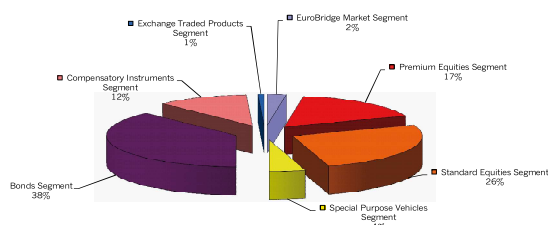
** P (prices) are weighted-average

** Financial reports data (ttm)

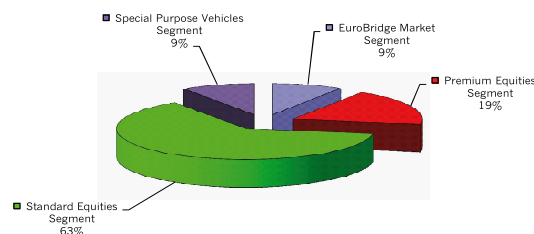
Monthly Trading by BSE Main Market Segments

Market Segment	September 2024			Change in turnover (%)	
	Trades	Turnover (BGN)	Volume (lots)	August 2024	September 2023
EuroBridge Market Segment	186	563 701	8 264	-66.00%	n/a
Premium Equities Segment	1 225	4 032 676	1 069 265	30.32%	-56.56%
Standard Equities Segment	1 523	6 271 918	1 094 476	15.59%	-90.56%
Special Purpose Vehicles Segment	449	1 064 760	300 669	-27.22%	-94.29%
Bonds Segment	25	9 013 034	7 602	-85.11%	-22.01%
Compensatory Instruments Segment	63	2 735 702	6 024 630	-12.60%	879.44%
Exchange Traded Products Segment	55	183 109	67 115	-15.07%	-97.93%
Subscription Rights Segment	118	92 789	9 139 368	4539.43%	n/a
Initial Public Offering Segment	0	0	0	n/a	n/a
Government Securities Segment	0	0	0	n/a	n/a
Privatisation Segment	0	0	0	n/a	n/a
TOTAL:	3 644	23 957 689	17 711 389	-68.28%	-79.18%

Turnover by Segments of BSE Main Market



Capitalization by Segments of BSE Main Market



New issues admitted to trading on the BSE Main Market in September

Issue	Issuer	First Trading Day	Currency	Amount of the issue in the respective currency	Market Segment
PCHB	Phoenix Capital Holding AD	10.09.2024	EUR	15 000 000	Bonds Segment

Daily-Average Trading by BSE Main Market Segments

Market Segment	September 2024			Change in turnover (%)	
	Trades	Turnover (BGN)	Volume (lots)	August 2024	September 2023
EuroBridge Market Segment	19	56 370	826	n/a	n/a
Premium Equities Segment	64	212 246	56 277	50.89%	-56.56%
Standard Equities Segment	80	330 101	57 604	33.84%	-90.56%
Special Purpose Vehicles Segment	24	56 040	15 825	-15.72%	-94.29%
Bonds Segment	1	474 370	400	-82.76%	-22.01%
Compensatory Instruments Segment	3	143 984	317 086	1.20%	879.44%
Exchange Traded Products Segment	3	9 637	3 532	-1.67%	-97.93%
Subscription Rights Segment	6	4 884	481 019	5271.97%	n/a
Initial Public Offering Segment	0	0	0	n/a	n/a
Government Securities Segment	0	0	0	n/a	n/a
Privatisation Segment	0	0	0	n/a	n/a
TOTAL:	201	1 287 633	932 570	-62.49%	-78.74%

Number of trading sessions in September

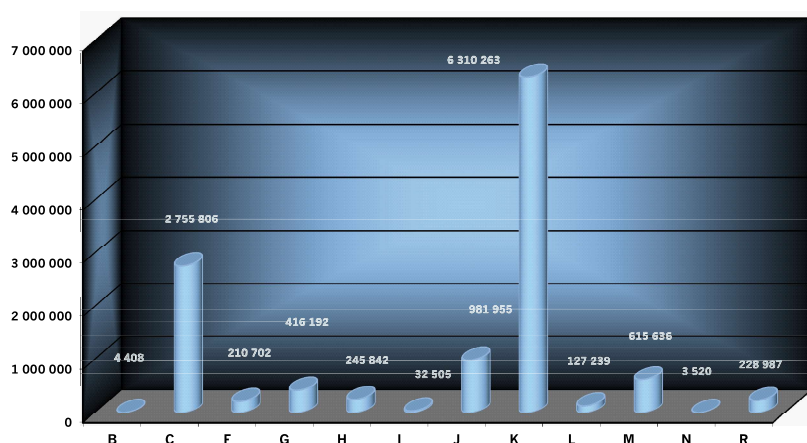
19

Monthly Average USD/BGN Exchange Rate

1.7621

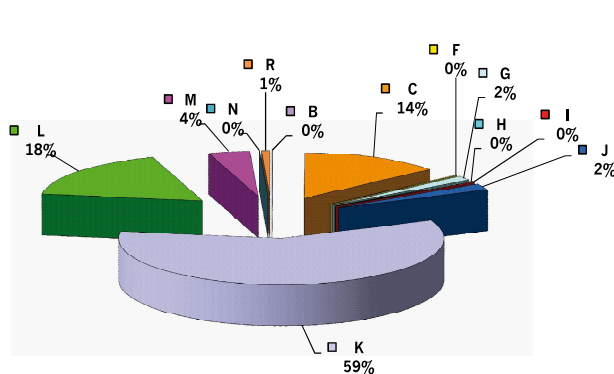
Trading by sections under NACE, Rev. 2		Trades	Volume (lots)	Turnover (BGN)
B	Mining and quarrying	20	840	4 408.25
C	Manufacturing	638	423 441	2 755 806.40
F	Construction	117	34 554	210 701.75
G	Wholesale and retail trade; repair of motor vehicles and motorcycles	107	155 113	416 191.82
H	Transportation and storage	47	2 500	245 842.00
I	Accommodation and food service activities	21	1 284	32 504.60
J	Information and communication	207	165 189	981 955.20
K	Financial and insurance activities	1 752	1 446 885	6 310 262.89
L	Real estate activities	25	43 579	127 238.50
M	Professional, scientific and technical activities	352	184 333	615 636.38
N	Administrative and support service activities	2	2 000	3 520.00
R	Arts, entertainment and recreation	95	12 956	228 987.20

Share of sections under NACE, Rev. 2 in the total turnover (BGN) on the BSE Main Market in September



- B Mining and quarrying
- C Manufacturing
- F Construction
- G Wholesale and retail trade; repair of motor vehicles and motorcycles
- H Transportation and storage
- I Accommodation and food service activities
- J Information and communication
- K Financial and insurance activities
- L Real estate activities
- M Professional, scientific and technical activities
- N Administrative and support service activities
- R Arts, entertainment and recreation

Share of sections under NACE, Rev. 2 in the total turnover on the BSE Main Market in the last 365 days



- B Mining and quarrying
- C Manufacturing
- F Construction
- G Wholesale and retail trade; repair of motor vehicles and motorcycles
- H Transportation and storage
- I Accommodation and food service activities
- J Information and communication
- K Financial and insurance activities
- L Real estate activities
- M Professional, scientific and technical activities
- N Administrative and support service activities
- R Arts, entertainment and recreation

TOP 5

Liquidity Ranking

Issuer	Trades	Volume (lots)	Turnover (BGN)
CB First Investment Bank AD-Sofia	259	133 018	581 266.03
Sopharma AD	241	278 339	1 663 713.18
Doverie United Holding PLC	225	84 674	726 379.82
Advance Terrafund REIT-Sofia	206	106 574	341 496.26
Bianor Holding AD	203	164 889	980 490.20

TOP 5

Members

Trades		Turnover (BGN)	
Inv. Intermediary "Karoll" AD	3 144	Inv. Intermediary "Sofia International Securities" AD	8 002 825.35
Inv. Intermediary "Elana Trading" AD	1 567	Inv. Intermediary "Real Finance" AD	7 825 747.41
Inv. Intermediary "BenchMark Finance" AD	712	Inv. Intermediary "Karoll" AD	6 771 174.56
Inv. Intermediary "First Financial Brokerage House" EOOD	446	Inv. Intermediary "Euro - Finance" AD	5 591 981.23
Inv. Intermediary "Sofia International Securities" AD	240	CB "Central Cooperative Bank" AD	5 520 126.23

TOP 30

Capitalization as of 30 September 2024

Issues of shares on the BSE Main Market

Issue	Issuer	Amount (Shares)	Closing price	Trading currency	Capitalization (BGN)
THQM	Tchaikapharma High Quality Medicines AD	91 800 000	17.3000	BGN	1 588 140 000.00
SLYG	Shelly Group AD	18 105 559	35.0000	EUR	1 239 398 841.06
SPDY	Speedy AD-Sofia	5 377 619	214.0000	BGN	1 150 810 466.00
SFA	Sopharma AD	179 100 063	5.9400	BGN	1 063 854 374.22
FIB	CB First Investment Bank AD-Sofia	149 084 800	4.1200	BGN	614 229 376.00
EUBG	Eurohold Bulgaria AD	260 500 000	1.4800	BGN	385 540 000.00
MSH	M+S Hydraulic AD-Kazanlak	39 445 200	9.6500	BGN	380 646 180.00
GR6	Gradus AD-Stara Zagora	243 608 710	1.3600	BGN	331 307 845.60
VAM	Velgraf Asset Management AD-Sofia	68 979 758	4.7400	BGN	326 964 052.92
HVAR	Holding Varna AD	6 485 897	45.4000	BGN	294 459 723.80
ATER	Advance Terrafund REIT-Sofia	85 110 091	3.2100	BGN	273 203 392.11
SO	Smart Organic AD	11 340 999	22.4000	BGN	254 038 377.60
TIB	Telematic Interactive Bulgaria AD-Sofia	12 960 018	17.4000	BGN	225 504 313.20
CCB	CB Central Cooperative Bank AD	127 129 970	1.6600	BGN	211 035 750.20
SPH	Stara Planina Hold AD-Sofia	21 000 000	10.0000	BGN	210 000 000.00
SFT	Sopharma Trading AD-Sofia	34 276 050	5.8000	BGN	198 801 090.00
SYN	Synthetica AD	3 000 000	66.0000	BGN	198 000 000.00
ODES	Odessos Shiprepair Yard AD-Varna	586 642	328.0000	BGN	192 418 576.00
DUH	Doverie United Holding PLC	21 499 855	8.4200	BGN	181 028 779.10
SFI	Sopharma Properties REIT-Sofia	21 951 320	8.2000	BGN	180 000 824.00
CHIM	Chimimport AD	239 646 267	0.7250	BGN	173 743 543.58
HRZ	Rodna Zemlya Holding AD	56 010 597	3.1000	BGN	173 632 850.70
IHB	Industrial Holding Bulgaria PLC-Sofia	96 808 417	1.7500	BGN	169 414 729.75
GTH	Galata Investment Company AD	68 571 234	2.4000	BGN	164 570 961.60
CHSB	Himsnab Bulgaria AD-Sofia	2 494 631	65.5000	BGN	163 398 330.50
T57	Trace Group Hold AD-Sofia	24 200 000	6.6500	BGN	160 930 000.00
BSP	Balkan and Sea Properties REIT	6 925 156	23.0000	BGN	159 278 588.00
CAPM	Capital Management SPV-Sofia	1 758 296	84.0000	BGN	147 696 864.00
TXIM	CB Texim Bank AD	36 795 036	3.7400	BGN	137 613 434.64
AGH	Agria Group Holding AD	6 800 000	19.5000	BGN	132 600 000.00

Capitalisation by Issues

September
2024

EuroBridge Market Segment

Issue	Issuer	Nominal (BGN)	Amount (Shares)	Closing price (EUR)	Capitalisation (EUR)
SLYG	Shelly Group AD	1.00	18 105 559	35.0000	633 694 565.00

Premium Equities Segment

Issue	Issuer	Nominal (BGN)	Amount (Shares)	Closing price (BGN)	Capitalisation (BGN)
AGH	Agria Group Holding AD	1.00	6 800 000	19.5000	132 600 000.00
BNR	Bianor Holding AD	1.00	12 290 133	6.0000	73 740 798.00
BSE	Bulgarian Stock Exchange AD	1.00	13 165 720	8.1000	106 642 332.00
CCB	CB Central Cooperative Bank AD	1.00	127 129 970	1.6600	211 035 750.20
CHIM	Chimimport AD	1.00	239 646 267	0.7250	173 743 543.58
FIB	CB First Investment Bank AD-Sofia	1.00	149 084 800	4.1200	614 229 376.00
KBG	Korado Bulgaria AD	1.00	13 168 614	4.8000	63 209 347.20
MONB	Monbat AD	1.00	39 000 000	2.7600	107 640 000.00
SFA	Sopharma AD	1.00	179 100 063	5.9400	1 063 854 374.22
SGH	Sirma Group Holding AD	1.00	59 360 518	1.1200	66 483 780.16

Standard Equities Segment

Issue	Issuer	Nominal (BGN)	Amount (Shares)	Closing price (BGN)	Capitalisation (BGN)
ALB	Albena AD	1.00	4 273 126	25.8000	110 246 650.80
ALCM	Alcomet AD-Shumen	1.00	17 952 959	6.5000	116 694 233.50
ALFB	Alpha Bulgaria AD	1.00	26 120 000	2.1600	56 419 200.00
ASKR	Asenova Krepost AD	3.00	4 296 006	15.4000	66 158 492.40
BBRD	Billboard AD-Sofia	1.00	15 000 000	0.5000	7 500 000.00
BRP	Bulgarian River Shipping AD-Ruse	1.00	35 708 674	0.6000	21 425 204.40
BMTL	Bulmetal AD	1.00	7 155 179	8.5500	61 176 780.45
TXIM	CB Texim Bank AD	1.00	36 795 036	3.7400	137 613 434.64
DUH	Doverie United Holding PLC	1.00	21 499 855	8.4200	181 028 779.10
EAC	Elana Agrocredit AD	1.00	46 692 133	1.0500	49 026 739.65
11C	Eleven Capital AD-Sofia	1.00	2 301 528	18.5000	42 578 268.00
ELHM	Elhim Iskra AD-Pazardzhik	1.00	25 108 410	0.7100	17 826 971.10
EMKA	EMKA AD-Sevlievo	1.00	43 399 452	2.0200	87 666 893.04
ETR	Etropal AD-Etropole	1.00	5 000 000	4.3000	21 500 000.00
EUBG	Eurohold Bulgaria AD	1.00	260 500 000	1.4800	385 540 000.00
FZLS	Fazerles AD-Silistra	1.00	515 000	16.6000	8 549 000.00
FORM	Formoplast AD-Kardzhali	1.00	3 798 905	6.4000	24 312 992.00
GTH	Galata Investment Company AD	1.00	68 571 234	2.4000	164 570 961.60
GR6	Gradus AD-Stara Zagora	1.00	243 608 710	1.3600	331 307 845.60
CHSB	Himsnab Bulgaria AD-Sofia	1.00	2 494 631	65.5000	163 398 330.50
HCEN	Holding Center AD	1.00	735 910	40.2000	29 583 582.00
HNVK	Holding Nov Vek AD	1.00	5 610 437	21.4000	120 063 351.80
HSOF	Holding Sveta Sofia AD-Sofia	1.00	9 940 391	3.9000	38 767 524.90
HVAR	Holding Varna AD	1.00	6 485 897	45.4000	294 459 723.80
HES	Hydraulic Elements and Systems /HES/ AD-Yambol	1.00	18 193 752	5.4000	98 246 260.80
HIKA	Industrial Capital Holding AD-Sofia	1.00	15 864 544	2.8000	44 420 723.20
IHB	Industrial Holding Bulgaria PLC-Sofia	1.00	96 808 417	1.7500	169 414 729.75
IDH	Industry Development Holding AD	1.00	9 980 925	2.7400	27 347 734.50
IBG	Investor.BG AD-Sofia	1.00	4 782 362	21.4000	102 342 546.80
MSH	M+S Hydraulic AD-Kazanlak	1.00	39 445 200	9.6500	380 646 180.00
NLC	Neo London Capital PLC	100.00	99 950	230.0000	22 988 500.00
NEOH	Neochim AD	1.00	2 654 358	20.2000	53 618 031.60
ODES	Odessos Shiprepair Yard AD-Varna	1.00	586 642	328.0000	192 418 576.00
NGAZ	Oil and Gas Exploration and Production AD-Sofia	1.00	12 228 062	5.3000	64 808 728.60
PET	Petrol AD	4.00	27 312 403	0.8300	22 669 294.49
HRZ	Rodna Zemya Holding AD	1.00	56 010 597	3.1000	173 632 850.70

Capitalisation by Issues

September
2024

Issue	Issuer	Nominal (BGN)	Amount (Shares)	Closing price (BGN)	Capitalisation (BGN)
GAMZ	Severcoop Gamza Holding AD-Sofia	2.00	5 347 798	4.2000	22 460 751.60
HSI	Sila Holding AD	1.00	36 852 997	3.0600	112 770 170.82
SO	Smart Organic AD	1.00	11 340 999	22.4000	254 038 377.60
SCOM	Sofia Commerce-Pawn Brokerage AD	1.00	8 937 384	4.4000	39 324 489.60
SFT	Sopharma Trading AD-Sofia	1.00	34 276 050	5.8000	198 801 090.00
SPDY	Speedy AD-Sofia	1.00	5 377 619	214.0000	1 150 810 466.00
SKEH	SS Konstantine and Elena Holding AD	1.00	3 309 560	25.0000	82 739 000.00
SPH	Stara Planina Hold AD-Sofia	1.00	21 000 000	10.0000	210 000 000.00
SNRG	Synergon Holding AD-Sofia	1.00	18 358 849	1.1700	21 479 853.33
SYN	Synthetica AD	1.00	3 000 000	66.0000	198 000 000.00
THQM	Tchaikapharma High Quality Medicines AD	1.00	91 800 000	17.3000	1 588 140 000.00
TBS	Telelink Business Services Group AD	1.00	12 500 000	8.8000	110 000 000.00
TIB	Telematic Interactive Bulgaria AD-Sofia	1.00	12 960 018	17.4000	225 504 313.20
TCH	TK-Hold PLC	1.00	8 539 384	8.2000	70 022 948.80
TOPL	Toplivo AD-Sofia	1.00	5 416 829	5.7000	30 875 925.30
T57	Trace Group Hold AD-Sofia	1.00	24 200 000	6.6500	160 930 000.00
VAM	Velgraf Asset Management AD-Sofia	1.00	68 979 758	4.7400	326 964 052.92
WMG	Web Media Group AD	1.00	7 840 000	1.5800	12 387 200.00
ZHBG	Zarneni Hrani Bulgaria AD-Sofia	1.00	195 660 287	0.1240	24 261 875.59
HLEV	Zlaten Lev Holding AD	1.00	6 481 960	4.3800	28 390 984.80

Special Purpose Vehicles Segment

Issue	Issuer	Nominal (BGN)	Amount (Shares)	Closing price (BGN)	Capitalisation (BGN)
AKTV	Aktiv Properties REIT	9.00	2 192 011	6.0000	13 152 066.00
ALT	Alteron REIT	1.00	1 504 998	25.4000	38 226 949.20
ATER	Advance Terrafund REIT-Sofia	1.00	85 110 091	3.2100	273 203 392.11
BPF	Bravo Property Fund REIT	1.00	36 700 000	1.0900	40 003 000.00
BREF	Bulgarian Real Estate Fund REIT-Sofia	1.00	34 641 925	3.6200	125 403 768.50
BRF	Bulgarian Receivables Fund SPE	1.00	1 500 000	1.7400	2 610 000.00
BSP	Balkan and Sea Properties REIT	1.00	6 925 156	23.0000	159 278 588.00
CAPM	Capital Management SPV-Sofia	1.00	1 758 296	84.0000	147 696 864.00
EXPR	Exclusive Property REIT-Sofia	1.00	9 452 340	2.1400	20 228 007.60
FAM	Finance Assistance Management SPV	1.00	650 000	4.1600	2 704 000.00
FPP	FairPlay Properties REIT-Sofia	1.00	78 545 400	0.8750	68 727 225.00
LAND	Bulland Investments REIT-Sofia	1.00	15 008 125	0.9200	13 807 475.00
PREM	Premier Fund REIT	1.00	1 799 999	13.8000	24 839 986.20
RPF	Roi Property Fund REIT	1.00	6 162 500	8.8500	54 538 125.00
SBPF	Super Borovetz Property Fund REIT	1.00	23 379 995	3.1000	72 477 984.50
SFB	Sopharma Buildings REIT	1.00	3 899 940	13.6000	53 039 184.00
SFI	Sopharma Properties REIT-Sofia	1.00	21 951 320	8.2000	180 000 824.00



Trade by Issues

September
2024

EuroBridge Market Segment

Issue	Issuer	Trades	Volume (lots)	Turnover (BGN)	Trading currency	Weighted & Corrected Values			Closing price	As from
						Average price	Min. price	Max. price		
SLYG	Shelly Group AD	186	8 264	563 701.43	EUR	34.8761	34.3743	35.4214	35.0000	30.09.2024

Premium Equities Segment

Issue	Issuer	Trades	Volume (lots)	Turnover (BGN)	Trading currency	Weighted & Corrected Values			Closing price	As from
						Average price	Min. price	Max. price		
AGH	Agria Group Holding AD	72	5 260	103 177.10	BGN	19.6154	19.2114	19.8968	19.5000	30.09.2024
BNR	Bianor Holding AD *	139	145 233	864 218.90	BGN	5.9506	5.9020	6.0506	6.0000	30.09.2024
BSE	Bulgarian Stock Exchange AD	188	40 556	323 524.45	BGN	7.9772	7.7284	8.1188	8.1000	30.09.2024
CCB	CB Central Cooperative Bank AD	44	41 891	69 307.62	BGN	1.6545	1.6265	1.7300	1.6600	26.09.2024
CHIM	Chimimport AD	91	244 121	182 325.24	BGN	0.7469	0.7233	0.7800	0.7250	30.09.2024
FIB	CB First Investment Bank AD-Sofia	259	133 018	581 266.03	BGN	4.3698	4.0964	5.2358	4.1200	30.09.2024
KBG	Korado Bulgaria AD	25	3 284	16 125.75	BGN	4.8402	4.7432	5.2000	4.8000	30.09.2024
MONB	Monbat AD	39	18 298	53 884.38	BGN	2.9448	2.7600	3.0025	2.7600	30.09.2024
SFA	Sopharma AD	241	278 339	1 663 713.18	BGN	5.9773	5.9323	6.0124	5.9400	30.09.2024
SGH	Sirma Group Holding AD	127	159 265	175 133.03	BGN	1.0996	1.0823	1.1217	1.1200	30.09.2024

Standard Equities Segment

Issue	Issuer	Trades	Volume (lots)	Turnover (BGN)	Trading currency	Weighted & Corrected Values			Closing price	As from
						Average price	Min. price	Max. price		
11C	Eleven Capital AD-Sofia	135	18 255	323 462.70	BGN	17.7191	16.8824	18.3942	18.5000	30.09.2024
ALB	Albena AD	21	1 284	32 504.60	BGN	25.3151	25.0000	25.6000	25.8000	30.09.2024
ALCM	Alcomet AD-Shumen	13	1 017	6 687.25	BGN	6.5755	6.5000	6.6736	6.5000	19.09.2024
ASKR	Asenova Krepost AD	1	6	92.40	BGN	15.4000	15.4000	15.4000	15.4000	17.09.2024
BBRD	Billboard AD-Sofia	15	21 624	10 110.66	BGN	0.4676	0.4320	0.4818	0.5000	30.09.2024
BMTL	Bulmetal AD	17	14 590	124 953.85	BGN	8.5644	8.5500	9.2500	8.5500	25.09.2024
BNR	Bianor Holding AD *	64	19 656	116 271.30	BGN	5.9153	5.8347	6.0500	6.0500	13.09.2024
BRP	Bulgarian River Shipping AD-Ruse	3	1 275	765.00	BGN	0.6000	0.6000	0.6000	0.6000	20.09.2024
CHSB	Himsnab Bulgaria AD-Sofia	3	20	1 290.00	BGN	64.5000	64.5000	64.5000	65.5000	30.09.2024
DUH	Doverie United Holding PLC	225	84 674	726 379.82	BGN	8.5785	8.4400	8.7856	8.4200	30.09.2024
EAC	Elana Agrocredit AD	55	65 936	70 368.18	BGN	1.0672	1.0500	1.0900	1.0500	30.09.2024
ELHM	Elhim Iskra AD-Pazardzhik	6	8 372	6 085.52	BGN	0.7269	0.7230	0.8000	0.7100	13.09.2024
EMKA	EMKA AD-Sevlievo	13	3 428	6 727.76	BGN	1.9626	1.9500	2.0200	2.0200	25.09.2024
ETR	Etropal AD-Etropole	2	100	430.00	BGN	4.3000	4.3000	4.3000	4.3000	24.09.2024
EUBG	Eurohold Bulgaria AD	67	258 918	367 537.24	BGN	1.4195	1.4007	1.4596	1.4800	27.09.2024
FORM	Formoplast AD-Kardzhali	5	4 910	31 424.00	BGN	6.4000	6.4000	6.4000	6.4000	25.09.2024
FZLS	Fazerles AD-Silistra	2	71	1 172.60	BGN	16.5155	15.4000	16.6000	16.6000	19.09.2024
GAMZ	Severcoop Gamza Holding AD-Sofia	1	25	105.00	BGN	4.2000	4.2000	4.2000	4.2000	25.09.2024
GR6	Gradus AD-Stara Zagora	8	4 795	6 538.85	BGN	1.3637	1.3633	1.4900	1.3600	04.09.2024
GTH	Galata Investment Company AD	7	6 550	15 938.00	BGN	2.4333	2.4000	2.5200	2.4000	30.09.2024
HCEN	Holding Center AD	1	10	402.00	BGN	40.2000	40.2000	40.2000	40.2000	27.09.2024
HES	Hydraulic Elements and Systems /HES/ AD-Yambol	13	1 672	8 997.60	BGN	5.3814	5.3500	5.4000	5.4000	25.09.2024
HIKA	Industrial Capital Holding AD-Sofia	11	1 610	4 566.20	BGN	2.8361	2.7600	2.8600	2.8000	27.09.2024
HLEV	Zlaten Lev Holding AD	24	21 119	88 963.28	BGN	4.2125	3.6000	4.4494	4.3800	30.09.2024
HNVK	Holding Nov Vek AD	1	20	428.00	BGN	21.4000	21.4000	21.4000	21.4000	27.09.2024
HRZ	Rodna Zemya Holding AD	1	150	465.00	BGN	3.1000	3.1000	3.1000	3.1000	24.09.2024
HSI	Sila Holding AD	1	125	382.50	BGN	3.0600	3.0600	3.0600	3.0600	27.09.2024

Trade by Issues

September
2024

Issue	Issuer	Trades	Volume (lots)	Turnover (BGN)	Trading currency	Weighted & Corrected Values			Closing price	As from
						Average price	Min. price	Max. price		
HSOF	Holding Sveta Sofia AD-Sofia	4	300	1 139.50	BGN	3.7983	3.5200	3.9000	3.9000	30.09.2024
HVAR	Holding Varna AD	52	2 347	106 084.00	BGN	45.1998	45.0667	45.4000	45.4000	26.09.2024
IBG	Investor.BG AD-Sofia	3	50	1 070.00	BGN	21.4000	21.4000	21.4000	21.4000	27.09.2024
IDH	Industry Development Holding AD	4	506	1 373.36	BGN	2.7142	2.5600	2.7400	2.7400	30.09.2024
IHB	Industrial Holding Bulgaria PLC-Sofia	12	9 799	16 849.55	BGN	1.7195	1.7000	1.7500	1.7500	27.09.2024
MSH	M+S Hydraulic AD-Kazanlak	75	53 449	501 524.45	BGN	9.3832	9.1103	9.8326	9.6500	30.09.2024
NEOH	Neochim AD	32	2 486	49 614.40	BGN	19.9575	19.2000	20.2944	20.2000	26.09.2024
NGAZ	Oil and Gas Exploration and Production AD-Sofia	20	840	4 408.25	BGN	5.2479	4.5000	5.5000	5.3000	30.09.2024
NLC	Neo London Capital PLC	2	4	912.00	BGN	228.0000	226.0000	230.0000	230.0000	24.09.2024
ODES	Odessos Shiprepair Yard AD-Varna	8	61	19 292.00	BGN	316.2623	310.0000	326.4211	328.0000	30.09.2024
PET	Petrol AD	8	14 095	12 047.00	BGN	0.8547	0.8375	0.9500	0.8300	27.09.2024
SCOM	Sofia Commerce-Pawn Brokerage AD	9	1 980	8 812.30	BGN	4.4506	4.4000	4.5400	4.4000	20.09.2024
SFT	Sopharma Trading AD-Sofia	81	63 880	372 830.80	BGN	5.8364	5.7500	5.8994	5.8000	27.09.2024
SKEH	SS Konstantine and Elena Holding AD	2	10	236.80	BGN	23.6800	23.6800	23.6800	25.0000	02.09.2024
SNRG	Synergon Holding AD-Sofia	25	230 318	265 036.18	BGN	1.1507	1.0800	1.1737	1.1700	27.09.2024
SO	Smart Organic AD	122	11 072	243 565.40	BGN	21.9983	21.4667	22.8893	22.4000	30.09.2024
SPDY	Speedy AD-Sofia	44	1 225	245 077.00	BGN	200.0629	187.7813	210.8621	214.0000	30.09.2024
SPH	Stara Planina Hold AD-Sofia	27	3 754	35 954.35	BGN	9.5776	9.2500	9.8000	10.0000	30.09.2024
SYN	Synthetica AD	10	29 885	1 931 164.50	BGN	64.6199	64.0000	66.0000	66.0000	25.09.2024
T57	Trace Group Hold AD-Sofia	117	34 554	210 701.75	BGN	6.0978	5.4000	6.6517	6.6500	30.09.2024
TBS	Teelink Business Services Group AD	18	1 553	13 863.55	BGN	8.9269	8.8283	9.1000	8.8000	30.09.2024
TCH	TK-Hold PLC	4	225	1 777.50	BGN	7.9000	7.7500	8.2000	8.2000	30.09.2024
THQM	Tchaikapharma High Quality Medicines AD	9	662	11 405.20	BGN	17.2284	17.1774	17.4000	17.3000	30.09.2024
TIB	Telematic Interactive Bulgaria AD-Sofia	95	12 956	228 987.20	BGN	17.2827	17.1362	17.6000	17.4000	30.09.2024
TOPL	Toplivo AD-Sofia	2	3 870	22 074.00	BGN	5.7039	5.7039	5.7039	5.7000	09.09.2024
TXIM	CB Texim Bank AD	4	665	2 485.00	BGN	3.7368	3.6000	3.7400	3.7400	20.09.2024
VAM	Velgraf Asset Management AD-Sofia	2	200	948.00	BGN	4.7400	4.7400	4.7400	4.7400	27.09.2024
WMG	Web Media Group AD	1	250	395.00	BGN	1.5800	1.5800	1.5800	1.5800	16.09.2024
ZHBG	Zarneni Hrani Bulgaria AD-Sofia	16	73 268	9 240.02	BGN	0.1261	0.1244	0.1390	0.1240	26.09.2024

Special Purpose Vehicles Segment

Issue	Issuer	Trades	Volume (lots)	Turnover (BGN)	Trading currency	Weighted & Corrected Values			Closing price	As from
						Average price	Min. price	Max. price		
AKTV	Aktiv Properties REIT	1	75	450.00	BGN	6.0000	6.0000	6.0000	6.0000	09.09.2024
ALT	Alteron REIT	1	20	508.00	BGN	25.4000	25.4000	25.4000	25.4000	09.09.2024
ATER	Advance Terrafund REIT-Sofia	206	106 574	341 496.26	BGN	3.2043	3.1741	3.2662	3.2100	30.09.2024
BPF	Bravo Property Fund REIT	3	3 480	3 793.20	BGN	1.0900	1.0900	1.0900	1.0900	24.09.2024
BREF	Bulgarian Real Estate Fund REIT-Sofia	192	110 189	367 517.66	BGN	3.3353	3.1085	3.6013	3.6200	30.09.2024
BRF	Bulgarian Receivables Fund SPE	2	2 000	3 520.00	BGN	1.7600	1.7400	1.7800	1.7400	20.09.2024
BSP	Balkan and Sea Properties REIT	1	20	460.00	BGN	23.0000	23.0000	23.0000	23.0000	30.09.2024
CAPM	Capital Management SPV-Sofia	2	10	820.00	BGN	82.0000	80.0000	84.0000	84.0000	30.09.2024
EXPR	Exclusive Property REIT-Sofia	1	250	535.00	BGN	2.1400	2.1400	2.1400	2.1400	20.09.2024
FAM	Finance Assistance Management SPV	1	197	819.52	BGN	4.1600	4.1600	4.1600	4.1600	17.09.2024
FPP	FairPlay Properties REIT-Sofia	10	6 528	5 672.27	BGN	0.8689	0.8650	0.8800	0.8750	19.09.2024
LAND	Bulland Investments REIT-Sofia	5	22 320	20 506.16	BGN	0.9188	0.8600	0.9202	0.9200	24.09.2024
PREM	Premier Fund REIT	2	10 135	139 863.00	BGN	13.8000	13.8000	13.8000	13.8000	26.09.2024
RPF	Roi Property Fund REIT	1	75	663.75	BGN	8.8500	8.8500	8.8500	8.8500	30.09.2024
SBPF	Super Borovetz Property Fund REIT	4	33 275	103 152.50	BGN	3.1000	3.1000	3.1000	3.1000	25.09.2024
SFB	Sopharma Buildings REIT	15	5 375	73 725.00	BGN	13.7163	11.8000	14.0000	13.6000	27.09.2024
SFI	Sopharma Properties REIT-Sofia	2	146	1 257.20	BGN	8.6110	8.2000	8.8000	8.2000	03.09.2024

* The shares of Bianor Holding AD have been traded on the Standard Equities Segment until 13 Sep 2024. As from 16 Sep 2024 they are traded on the Premium Equities Segment of BSE

Trade by Issues

September
2024

Bonds Segment

Issue	Issuer	Trades	Volume (lots)	Turnover (BGN)	Trading currency	Clean Prices (% of nominal)				As from
						Average price	Min. price	Max. price	Closing price	
3D4A	Development Assets AD-Sofia	2	2 460	1 249 517.01	BGN	100.0000	100.0000	100.0000	100.0000	02.09.2024
4CFB	CB Central Cooperative Bank AD	1	303	614 514.16	EUR	101.0000	101.0000	101.0000	101.0000	04.09.2024
8AVA	Asterion Bulgaria AD	4	5	4 207.00	EUR	100.9100	100.9100	100.9100	100.0000	19.09.2024
9RTD	HypoLink EAD	5	1 716	947 491.38	EUR	45.0500	44.0000	50.0000	44.0000	09.09.2024
DUHB	Doverie United Holding PLC	4	12	12 709.89	BGN	103.2500	103.0000	104.0000	103.0000	27.09.2024
ECHB	Elea Capital Holding AD	1	320	634 841.90	EUR	100.2000	100.2000	100.2000	100.2000	04.09.2024
EUUB	Eurohold Bulgaria AD	2	27	53 447.54	EUR	100.1100	100.1111	100.1111	100.0000	25.09.2024
ITFA	ITF Group AD	1	5	2 592.46	BGN	100.0100	100.0100	100.0100	100.0100	25.09.2024
ITFB	ITF Group AD	2	4	8 848.74	EUR	108.2500	103.0000	110.0000	103.0000	10.09.2024
KAMB	Kambana Invest EAD	1	50	100 141.08	EUR	100.0000	100.0000	100.0000	100.0000	25.09.2024
PCHB	Phoenix Capital Holding AD	2	2 700	5 384 722.61	EUR	100.1000	100.1000	100.1000	100.1000	13.09.2024

Exchange Traded Products Segment

Issue	Issuer	Trades	Volume (lots)	Turnover (BGN)	Trading currency	Weighted Values			Closing price	As from
						Average price	Min. price	Max. price		
ALFW	Alpha Bulgaria AD	3	11 200	6 290.00	BGN	0.5616	0.5300	0.5700	0.5700	27.09.2024
BGX	Expat Bulgaria SOFIX UCITS ETF	11	5 452	6 663.35	BGN	1.2222	1.2150	1.2360	1.2150	30.09.2024
CCR7	Concord Fund-7 South-East Europe	8	2 370	33 891.00	BGN	14.3000	14.3000	14.3000	14.3000	25.09.2024
DYN	NIF Dynamic	8	2 590	30 432.50	BGN	11.7500	11.7500	11.7500	11.7500	25.09.2024
GLDX	Expat Gold	11	18 908	50 702.04	EUR	1.3710	1.3400	1.4390	1.4390	30.09.2024
GRX	Expat Greece ASE UCITS ETF	2	7 000	16 401.70	EUR	1.1980	1.1980	1.1980	1.2010	26.09.2024
HUBE	Expat Hungary BUX UCITS ETF	1	500	837.10	EUR	0.8560	0.8560	0.8560	0.8560	03.09.2024
MKK1	Expat Macedonia MBI10 UCITS ETF	1	70	310.10	EUR	2.2650	2.2650	2.2650	2.2650	11.09.2024
PLX	Expat Poland WIG20 UCITS ETF	2	525	701.03	EUR	0.6827	0.6570	0.6840	0.6570	11.09.2024
ROX	Expat Romania BET UCITS ETF	1	500	2 146.50	EUR	2.1950	2.1950	2.1950	2.1950	03.09.2024
SFAW	Sopharma AD	6	17 500	33 045.00	BGN	1.8883	1.8883	1.8883	1.9000	02.09.2024
SLQX	Expat Slovenia SBI TOP UCITS ETF	1	500	1 688.85	EUR	1.7270	1.7270	1.7270	1.7270	03.09.2024

Compensatory Instruments Segment

Issue	Issuer	Trades	Volume (lots)	Turnover (BGN)	Trading currency	Weighted Values			Closing price	As from
						Average price	Min. price	Max. price		
BLKB	Housing compensation notes under the CONP Act	10	4 424 267	1 614 043.73	BGN	0.3648	0.3360	0.3650	0.3450	26.09.2024
BLKC	Registered compensation vouchers under the OUFL Act and RLFLFF Act	42	1 558 188	1 106 531.64	BGN	0.7101	0.7050	0.7571	0.7300	30.09.2024
BLKD	Compensation notes under the CONP Act	11	42 175	15 126.99	BGN	0.3587	0.3519	0.3750	0.3510	30.09.2024

Subscription Rights Segment

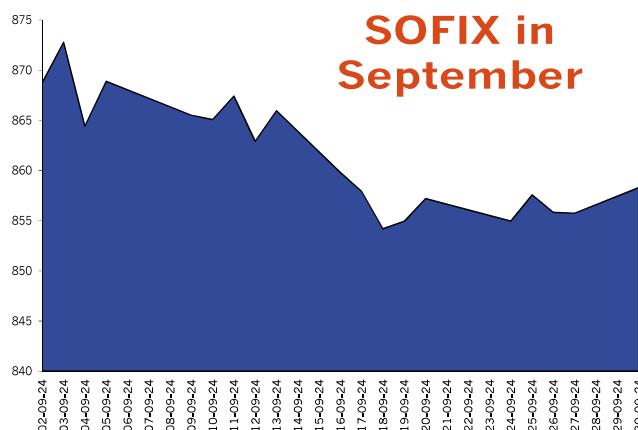
Issue	Issuer	Trades	Volume (lots)	Turnover (BGN)	Trading currency	Weighted Values			Closing price	As from
						Average price	Min. price	Max. price		
BNR3	Bianor Holding AD	118	9 139 368	92 788.54	BGN	0.0102	0.0101	0.0117	0.0130	30.09.2024

Total trading statistics on a regulated market with indices components

Index	Volume Traded		Value Traded		Trades	
	Total volume (lots)	% of total volume	Total turnover (BGN)	% of total turnover	All trades #	% of all trades
SOFIX	1 603 232	65.06%	6 014 362.03	52.90%	2 086	65.25%
BGBX 40	2 282 788	92.63%	9 381 665.27	82.52%	3 180	99.47%
BG REIT	255 518	10.37%	887 545.17	7.81%	420	13.14%
BG TR30	1 930 231	78.32%	10 162 228.98	89.38%	2 689	84.11%

Market capitalisation of indices components

Index	Total (BGN)	% of total capitalization
SOFIX	5 115 451 490.38	36.80%
BGBX 40	9 514 053 597.00	68.44%
BG REIT	795 032 271.11	5.72%
BG TR30	7 923 762 514.24	57.00%

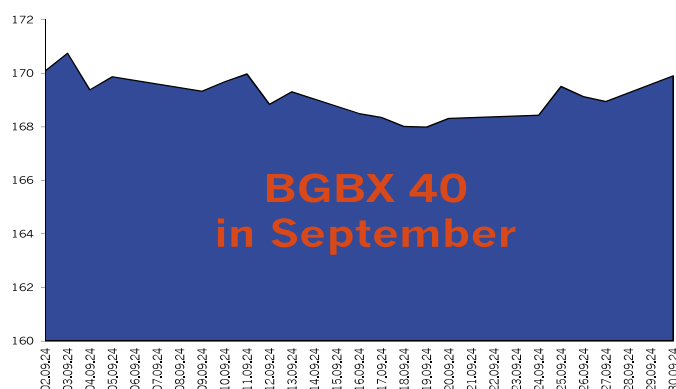


SOFIX Components

Issuer	Min. price	Max. price	Price currency	Volume (lots)	Trades	Turnover (BGN)
Agria Group Holding AD	19.1500	19.9500	BGN	5 260	72	103 177.10
Advance Terrafund REIT-Sofia	3.1700	3.2700	BGN	106 574	206	341 496.26
Bulgarian Stock Exchange AD	7.6500	8.2000	BGN	40 556	188	323 524.45
Doverie United Holding PLC	8.4200	8.9200	BGN	84 674	225	726 379.82
Eurohold Bulgaria AD	1.3800	1.4800	BGN	258 918	67	367 537.24
Elana Agrocredit AD	1.0500	1.0900	BGN	65 936	55	70 368.18
Sirma Group Holding AD	1.0600	1.1300	BGN	159 265	127	175 133.03
Sopharma AD	5.9200	6.0400	BGN	278 339	241	1 663 713.18
Sopharma Trading AD-Sofia	5.6500	6.0000	BGN	63 880	81	372 830.80
CB First Investment Bank AD-Sofia	4.0000	5.2500	BGN	133 018	259	581 266.03
CB Central Cooperative Bank AD	1.6000	1.7300	BGN	41 891	44	69 307.62
Bulgarian Real Estate Fund REIT-Sofia	3.1000	3.6200	BGN	110 189	192	367 517.66
Chimimport AD	0.7200	0.7900	BGN	244 121	91	182 325.24
Holding Varna AD	45.0000	45.4000	BGN	2 347	52	106 084.00
Shelly Group AD	34.1000	35.6000	EUR	8 264	186	563 701.43

BGBX 40 Components

Issuer	Min. price	Max. price	Price currency	Volume (lots)	Trades	Turnover (BGN)
Agria Group Holding AD	19.1500	19.9500	BGN	5 260	72	103 177.10
Advance Terrafund REIT-Sofia	3.1700	3.2700	BGN	106 574	206	341 496.26
Albena AD	25.0000	25.8000	BGN	1 284	21	32 504.60
Alcomet AD-Shumen	6.5000	6.7000	BGN	1 017	13	6 687.25
Bianor Holding AD	5.8000	6.1000	BGN	164 889	203	980 490.20
Bulgarian Stock Exchange AD	7.6500	8.2000	BGN	40 556	188	323 524.45
Velgraf Asset Management AD-Sofia	4.7400	4.7400	BGN	200	2	948.00
Gradus AD-Stara Zagora	1.3600	1.4900	BGN	4 795	8	6 538.85
Doverie United Holding PLC	8.4200	8.9200	BGN	84 674	225	726 379.82
Eurohold Bulgaria AD	1.3800	1.4800	BGN	258 918	67	367 537.24
Elana Agrocredit AD	1.0500	1.0900	BGN	65 936	55	70 368.18
EMKA AD-Sevlievo	1.9500	2.0200	BGN	3 428	13	6 727.76
Zarneni Hrani Bulgaria AD-Sofia	0.1240	0.1390	BGN	73 268	16	9 240.02
Eleven Capital AD-Sofia	16.7000	18.5000	BGN	18 255	135	323 462.70
Galata Investment Company AD	2.4000	2.5200	BGN	6 550	7	15 938.00
Industrial Holding Bulgaria PLC-Sofia	1.7000	1.7500	BGN	9 799	12	16 849.55
Korado Bulgaria AD	4.8000	5.2000	BGN	3 284	25	16 125.75
Monbat AD	2.7600	3.0400	BGN	18 298	39	53 884.38
M+S Hydraulic AD-Kazanlak	9.0500	10.0000	BGN	53 449	75	501 524.45
Neochim AD	19.2000	20.4000	BGN	2 486	32	49 614.40
Petrol AD	0.8300	0.9500	BGN	14 095	8	12 047.00
Synergon Holding AD-Sofia	1.0800	1.1900	BGN	230 318	25	265 036.18
Sirma Group Holding AD	1.0600	1.1300	BGN	159 265	127	175 133.03
Smart Organic AD	21.4000	23.2000	BGN	11 072	122	243 565.40
Sopharma AD	5.9200	6.0400	BGN	278 339	241	1 663 713.18
Sopharma Buildings REIT	11.8000	14.0000	BGN	5 375	15	73 725.00
Sopharma Trading AD-Sofia	5.6500	6.0000	BGN	63 880	81	372 830.80
Sofia Commerce-Pawn Brokerage AD	4.3600	4.5400	BGN	1 980	9	8 812.30
Speedy AD-Sofia	187.0000	214.0000	BGN	1 225	44	245 077.00
Stara Planina Hold AD-Sofia	9.1500	10.2000	BGN	3 754	27	35 954.35
CB First Investment Bank AD-Sofia	4.0000	5.2500	BGN	133 018	259	581 266.03
CB Central Cooperative Bank AD	1.6000	1.7300	BGN	41 891	44	69 307.62
Telelink Business Services Group AD	8.8000	9.1000	BGN	1 553	18	13 863.55
Telematic Interactive Bulgaria AD-Sofia	17.4000	17.9000	BGN	12 956	95	228 987.20
Trace Group Hold AD-Sofia	5.4000	6.7000	BGN	34 554	117	210 701.75
Bulgarian Real Estate Fund REIT-Sofia	3.1000	3.6200	BGN	110 189	192	367 517.66
Hydraulic Elements and Systems /HES/ AD-Yambol	5.3500	5.5500	BGN	1 672	13	8 997.60
Chimimport AD	0.7200	0.7900	BGN	244 121	91	182 325.24
Holding Varna AD	45.0000	45.4000	BGN	2 347	52	106 084.00
Shelly Group AD	34.1000	35.6000	EUR	8 264	186	563 701.43

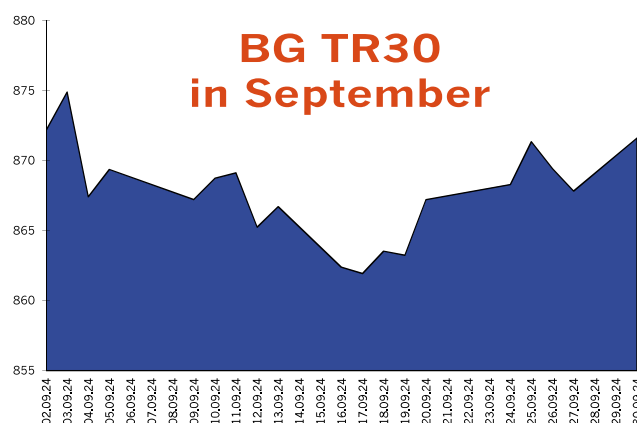
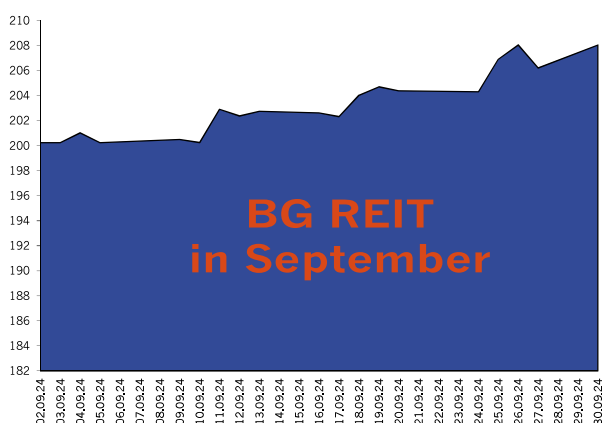


BG REIT Components

Issuer	Min. price	Max. price	Price currency	Volume (lots)	Trades	Turnover (BGN)
Advance Terrafund REIT-Sofia	3.1700	3.2700	BGN	106 574	206	341 496.26
Balkan and Sea Properties REIT	23.0000	23.0000	BGN	20	1	460.00
Roi Property Fund REIT	8.8500	8.8500	BGN	75	1	663.75
Sopharma Buildings REIT	11.8000	14.0000	BGN	5 375	15	73 725.00
Super Borovetz Property Fund REIT	3.1000	3.1000	BGN	33 275	4	103 152.50
Bulgarian Real Estate Fund REIT-Sofia	3.1000	3.6200	BGN	110 189	192	367 517.66
CCB Real Estate Fund REIT-Sofia	53.0000	53.0000	BGN	10	1	530.00

BG TR30 Components

Issuer	Min. price	Max. price	Price currency	Volume (lots)	Trades	Turnover (BGN)
Agria Group Holding AD	19.1500	19.9500	BGN	5 260	72	103 177.10
Advance Terrafund REIT-Sofia	3.1700	3.2700	BGN	106 574	206	341 496.26
Bianor Holding AD	5.8000	6.1000	BGN	164 889	203	980 490.20
Balkan and Sea Properties REIT	23.0000	23.0000	BGN	20	1	460.00
Bulgarian Stock Exchange AD	7.6500	8.2000	BGN	40 556	188	323 524.45
Velgraf Asset Management AD-Sofia	4.7400	4.7400	BGN	200	2	948.00
Gradus AD-Stara Zagora	1.3600	1.4900	BGN	4 795	8	6 538.85
Doverie United Holding PLC	8.4200	8.9200	BGN	84 674	225	726 379.82
Eurohold Bulgaria AD	1.3800	1.4800	BGN	258 918	67	367 537.24
Elana Agrocredit AD	1.0500	1.0900	BGN	65 936	55	70 368.18
Eleven Capital AD-Sofia	16.7000	18.5000	BGN	18 255	135	323 462.70
Galata Investment Company AD	2.4000	2.5200	BGN	6 550	7	15 938.00
M+S Hydraulic AD-Kazanlak	9.0500	10.0000	BGN	53 449	75	501 524.45
Rodna Zemya Holding AD	3.1000	3.1000	BGN	150	1	465.00
Synthetica AD	64.0000	66.0000	BGN	29 885	10	1 931 164.50
Sirma Group Holding AD	1.0600	1.1300	BGN	159 265	127	175 133.03
Smart Organic AD	21.4000	23.2000	BGN	11 072	122	243 565.40
Sopharma AD	5.9200	6.0400	BGN	278 339	241	1 663 713.18
Sopharma Trading AD-Sofia	5.6500	6.0000	BGN	63 880	81	372 830.80
Stara Planina Hold AD-Sofia	9.1500	10.2000	BGN	3 754	27	35 954.35
Super Borovetz Property Fund REIT	3.1000	3.1000	BGN	33 275	4	103 152.50
CB First Investment Bank AD-Sofia	4.0000	5.2500	BGN	133 018	259	581 266.03
CB Texim Bank AD	3.6000	3.7400	BGN	665	4	2 485.00
CB Central Cooperative Bank AD	1.6000	1.7300	BGN	41 891	44	69 307.62
Bulgarian Real Estate Fund REIT-Sofia	3.1000	3.6200	BGN	110 189	192	367 517.66
Chimimport AD	0.7200	0.7900	BGN	244 121	91	182 325.24
Himsnab Bulgaria AD-Sofia	63.5000	65.5000	BGN	20	3	1 290.00
Holding Varna AD	45.0000	45.4000	BGN	2 347	52	106 084.00
Holding Nov Vek AD	21.4000	21.4000	BGN	20	1	428.00
Shelly Group AD	34.1000	35.6000	EUR	8 264	186	563 701.43



EuroBridge Market Segment* (based on non-consolidated reports**)

Issue	Issuer	P / E	P / S	P / B	P / EBIT	ROA	EBIT / Total Asts.	ROE	EBIT / Equity	Current Ratio	Debt / Equity	Assets Turnover
SLYG	Shelly Group AD	275.77	144.46	45.59	272.37	0.14	0.14	0.15	0.15	4.49	0.09	0.26

EuroBridge Market Segment* (based on consolidated reports**)

Issue	Issuer	P / E	P / S	P / B	P / EBIT	ROA	EBIT / Total Asts.	ROE	EBIT / Equity	Current Ratio	Debt / Equity	Assets Turnover
SLYG	Shelly Group AD	30.74	7.05	10.12	26.44	0.33	0.37	0.38	0.43	8.62	0.11	1.43

Premium Equities Segment* (based on non-consolidated reports**)

Issue	Issuer	P / E	P / S	P / B	P / EBIT	ROA	EBIT / Total Asts.	ROE	EBIT / Equity	Current Ratio	Debt / Equity	Assets Turnover
AGH	Agria Group Holding AD	7.40	4.89	1.15	5.69	0.09	0.11	0.17	0.22	0.12	0.47	0.13
BNR	Bianor Holding AD		112.19	2.00						1.72	0.27	0.01
BSE	Bulgarian Stock Exchange AD	13.11	5.99	3.10	12.15	0.20	0.20	0.25	0.25	2.90	0.21	0.43
CCB	CB Central Cooperative Bank AD	2.14	0.77	0.26		0.01		0.13			0.91	
FIB	CB First Investment Bank AD-Sofia	6.01	1.17	0.40		0.01		0.07			0.90	
CHIM	Chimimport AD	9.37	2.89	0.15	5.90	0.01	0.02	0.02	0.03	1.91	0.15	0.05
KBG	Korado Bulgaria AD	15.25	1.65	2.62	10.73	0.13	0.15	0.17	0.19	2.66	0.23	1.19
MONB	Monbat AD	21.33	0.34	0.66	4.25	0.01	0.05	0.03	0.12	1.26	0.54	0.86
SGH	Sirma Group Holding AD	64.19	9.23	0.90	38.62	0.01	0.01	0.01	0.01	2.05	0.20	0.08
SFA	Sopharma AD	26.75	3.23	1.60	14.84	0.04	0.05	0.06	0.07	2.80	0.21	0.34

Premium Equities Segment* (based on consolidated reports**)

Issue	Issuer	P / E	P / S	P / B	P / EBIT	ROA	EBIT / Total Asts.	ROE	EBIT / Equity	Current Ratio	Debt / Equity	Assets Turnover
AGH	Agria Group Holding AD	6.29	0.18	0.44	2.16	0.03	0.06	0.07	0.13	1.00	0.57	1.08
BNR	Bianor Holding AD		2.58	2.08						1.26	0.45	0.50
BSE	Bulgarian Stock Exchange AD	3.49	1.75	1.38	2.97	0.04	0.05	0.47	0.53	1.05	0.91	0.08
CCB	CB Central Cooperative Bank AD	2.10	0.72	0.25		0.01		0.13			0.91	
FIB	CB First Investment Bank AD-Sofia	4.79	1.09	0.38		0.01		0.08			0.90	
CHIM	Chimimport AD	2.10	0.01	0.11	0.68	0.01	0.01	0.06	0.09	1.27	0.86	1.18
MONB	Monbat AD	42.84	0.29	0.52	2.34	0.01	0.05	0.01	0.10	1.31	0.55	0.74
SGH	Sirma Group Holding AD		0.76	0.87	32.97					2.25	0.19	0.86
SFA	Sopharma AD	12.49	0.49	1.32	6.07	0.05	0.07	0.10	0.14	1.46	0.45	1.34

Standard Equities Segment* (based on non-consolidated reports**)

Issue	Issuer	P / E	P / S	P / B	P / EBIT	ROA	EBIT / Total Asts.	ROE	EBIT / Equity	Current Ratio	Debt / Equity	Assets Turnover
ALB	Albena AD	23.33	1.18	0.23	4.79	0.01	0.01	0.01	0.02	0.52	0.21	0.15
ALCM	Alcomet AD-Shumen		0.26	0.41	7.17					1.30	0.42	0.95
ALFB	Alpha Bulgaria AD			2.23						311.20		
ASKR	Asenova Krepost AD	363.51	3.42	1.69	30.39	0.00	0.02	0.00	0.03	7.88	0.41	0.29
BBRD	Billboard AD-Sofia	5.06	0.61	0.61	2.43	0.07	0.09	0.13	0.16	0.90	0.43	0.57
BRP	Bulgarian River Shipping AD-Ruse	28.30	1.09	0.27	9.69	0.01	0.01	0.01	0.01	1.99	0.07	0.23
BMTL	Bulmetal AD			0.99	1.71					1.03	0.42	
TXIM	CB Texim Bank AD	50.29	5.22	2.12		0.00		0.04			0.91	
DUH	Doverie United Holding PLC	797.72	38.27	3.90	117.72	0.00	0.01	0.00	0.02	0.44	0.47	0.05
EAC	Elana Agrocredit AD	15.26	2.40	0.93	7.57	0.03	0.07	0.06	0.12	3.79	0.45	0.21
11C	Eleven Capital AD-Sofia	12.63	8.62	1.11	9.41	0.08	0.11	0.09	0.12	1.12	0.11	0.12
ELHM	Elhim Iskra AD-Pazardzhik		0.50	0.50						8.37	0.13	0.85

* Ratios are calculated on the base of the last weighted-average price as of the end of the month

** Financial reports data (ttm)

Methodology for Calculation of Financial Ratios is available at http://download.bse-sofia.bg/pdf/methodology_en.pdf

Financial Ratios

September
2024

Issue	Issuer	P / E	P / S	P / B	P / EBIT	ROA	EBIT / Total Asts.	ROE	EBIT / Equity	Current Ratio	Debt / Equity	Assets Turnover
EMKA	EMKA AD-Sevlievo	9.89	0.60	1.37	7.27	0.13	0.14	0.14	0.16	8.53	0.11	2.15
ETR	Etropal AD-Etropole	86.35	1.62	2.46	14.84	0.01	0.03	0.03	0.07	0.74	0.54	0.71
EUBG	Eurohold Bulgaria AD		10.05	1.75	50.26		0.01		0.03	0.41	0.66	0.06
FZLS	Fazerles AD-Silistra		0.47	0.43						16.26	0.07	0.81
FORM	Formoplast AD-Kardzhali			2.88						1.07	0.23	
GTH	Galata Investment Company AD	2223.92	503.27	2.10	2165.40	0.00	0.00	0.00	0.00	83.63		
GR6	Gradus AD-Stara Zagora	1421.31	225.70	1.05	942.12	0.00	0.00	0.00	0.00	337.08		
CHSB	Himsnab Bulgaria AD-Sofia	13.85	96.19	1.59	16.99	0.10	0.08	0.12	0.10	3.58	0.19	0.01
HCEN	Holding Center AD	580.14	8.92	1.10	14.81	0.00	0.03	0.00	0.07	1.86	0.63	0.05
HNVK	Holding Nov Vek AD	156.12	18.81	1.88	33.52	0.01	0.03	0.01	0.06	2.05	0.56	0.05
HSOF	Holding Sveta Sofia AD-Sofia		10.35	1.04	12.72		0.03		0.08	1.07	0.69	0.03
HVAR	Holding Varna AD	49.56	36.01	1.41	32.75	0.02	0.03	0.03	0.04	1.54	0.19	0.03
HES	Hydraulic Elements and Systems /HES/ AD-Yambol	31.80	1.31	2.06	12.69	0.05	0.06	0.06	0.08	1.73	0.28	1.15
HIKA	Industrial Capital Holding AD-Sofia	13.00	8.57	1.43	12.95	0.11	0.11	0.12	0.12	4.85	0.11	0.16
IHB	Industrial Holding Bulgaria PLC-Sofia	27.46	15.86	0.62	25.41	0.02	0.02	0.02	0.02	2.47	0.13	0.04
IDH	Industry Development Holding AD	47.07	5.36	1.09	7.72	0.01	0.03	0.02	0.14	1.56	0.76	0.05
IBG	Investor.BG AD-Sofia	96.36	11.10	2.40	68.64	0.02	0.02	0.03	0.03	1.92	0.13	0.19
MSH	M+S Hydraulic AD-Kazanlak	19.22	2.22	3.17	11.65	0.12	0.13	0.16	0.17	2.10	0.24	1.05
NLC	Neo London Capital PLC	9.48	4.21	1.08	4.93	0.03	0.06	0.12	0.24	2.41	0.75	0.07
NEOH	Neochim AD		0.18	0.34						9.63	0.10	1.63
ODES	Odessos Shiprepair Yard AD-Varna	11.57	1.90	2.03	8.31	0.16	0.18	0.18	0.20	3.14	0.13	0.96
NGAZ	Oil and Gas Exploration and Production AD-Sofia	25.89	2.34	0.64	8.84	0.02	0.03	0.03	0.03	2.69	0.21	0.22
PET	Petrol AD		0.04	2.79	1.28		0.03		0.86	0.86	0.98	1.92
HRZ	Rodna Zemya Holding AD	120.75	24.76	2.18	38.79	0.01	0.02	0.02	0.06	3.29	0.62	0.03
GAMZ	Severcoop Gamza Holding AD-Sofia	76.40	8.43	0.85	11.25	0.00	0.03	0.01	0.08	5.28	0.67	0.04
HSI	Sila Holding AD		33.11	2.07	42.76	0.00	0.02		0.05	2.29	0.63	0.02
SO	Smart Organic AD			3.38						7.62	0.22	
SCOM	Sofia Commerce-Pawn Brokerage AD	8.52	3.70	2.44	6.92	0.22	0.25	0.31	0.36	3.22	0.30	0.50
SFT	Sopharma Trading AD-Sofia	5.56	0.15	1.07	3.57	0.06	0.08	0.21	0.27	1.10	0.70	2.41
SPDY	Speedy AD-Sofia	25.27	3.21	11.71	14.49	0.20	0.23	0.45	0.52	1.12	0.59	1.60
SKEH	SS Konstantine and Elena Holding AD	122.05	5.27	1.19	24.95	0.00	0.02	0.01	0.04	3.73	0.36	0.11
SPH	Stara Planina Hold AD-Sofia	29.93	21.81	4.36	29.93	0.12	0.12	0.15	0.15	1.30	0.24	0.16
SNRG	Synergion Holding AD-Sofia	1.17	1.00	0.12	1.10	0.11	0.11	0.11	0.12	53.98	0.04	0.12
SYN	Synthetica AD		147.10	30.48	2571.43		0.00		0.01	0.27	0.93	0.02
THQM	Tchaikapharma High Quality Medicines AD	759.40	29.46	13.56	264.11	0.02	0.02	0.02	0.03	5.60	0.13	0.40
TBS	Telelink Business Services Group AD	28.66	14.41	4.30	27.86	0.12	0.13	0.16	0.16	0.81	0.37	0.25
TIB	Telematic Interactive Bulgaria AD-Sofia	11.40	1.91	4.54	10.01	0.28	0.31	0.37	0.41	2.47	0.31	1.65
TCH	TK-Hold PLC	143.19	49.87	3.48	105.29	0.01	0.01	0.02	0.03	0.94	0.57	0.03
TOPL	Toplivo AD-Sofia		0.15	0.39	23.48					1.85	0.32	1.78
T57	Trace Group Hold AD-Sofia	6.59	0.34	1.04	4.76	0.06	0.08	0.16	0.20	1.16	0.67	1.26
VAM	Velgraf Asset Management AD-Sofia	1108.36	45.04	2.76	67.40	0.00	0.02	0.00	0.04	1.46	0.50	0.03
WMG	Web Media Group AD		6.50	3.20	18.94		0.01		0.02	4.02	0.66	0.14
ZHBG	Zarneni Hrani Bulgaria AD-Sofia	15.21	2.82	0.09	6.63	0.00	0.01	0.01	0.01	1.88	0.18	0.03
HLEV	Zlaten Lev Holding AD	98.56	18.96	3.71	26.13	0.01	0.04	0.04	0.14	13.13	0.82	0.05

* Ratios are calculated on the base of the last weighted-average price as of the end of the month

** Financial reports data (ttm)

Methodology for Calculation of Financial Ratios is available at http://download.bse-sofia.bg/pdf/methodology_en.pdf

Financial Ratios

September
2024

Standard Equities Segment* (based on consolidated reports**)

Issue	Issuer	P / E	P / S	P / B	P / EBIT	ROA	EBIT / Total Asts.	ROE	EBIT / Equity	Current Ratio	Debt / Equity	Assets Turnover
ALB	Albena AD	21.97	0.81	0.24	3.77	0.01	0.01	0.01	0.02	0.70	0.25	0.22
ALCM	Alcomet AD-Shumen		0.26	0.41	7.17					1.30	0.42	0.95
ALFB	Alpha Bulgaria AD			2.23						1.29	0.37	
ASKR	Asenova Krepost AD			1.70	0.09					3.19	0.26	
BBRD	Billboard AD-Sofia	3.16	0.18	0.34	1.20	0.05	0.09	0.11	0.15	1.07	0.40	0.94
BRP	Bulgarian River Shipping AD-Ruse	16.62	0.78	0.25	5.41	0.01	0.02	0.02	0.02	3.11	0.08	0.30
BMTL	Bulmetal AD			0.92	0.43					1.26	0.53	
TXIM	CB Texim Bank AD	50.29	5.22	2.12		0.00		0.04			0.91	
DUH	Doverie United Holding PLC	3.42	0.31	0.36	1.03	0.02	0.05	0.11	0.24	1.60	0.82	0.17
ETR	Etropal AD-Etropole	21 500.00	1.57	2.54	19.42	0.00	0.01	0.00	0.03	0.70	0.56	0.74
EUBG	Eurohold Bulgaria AD		0.12	3.29	1.53	0.00	0.05		0.66	1.51	0.95	1.23
GR6	Gradus AD-Stara Zagora	70.79	1.98	1.10	23.98	0.01	0.02	0.02	0.02	3.71	0.11	0.48
CHSB	Himsnab Bulgaria AD-Sofia	18.53	2.37	1.15	12.22	0.04	0.06	0.07	0.08	2.41	0.29	0.31
HCEN	Holding Center AD	305.02	8.68	1.07	14.48	0.00	0.03	0.00	0.07	1.86	0.62	0.05
HNVK	Holding Nov Vek AD		2.95	2.26	71.93			0.00	0.00	1.68	0.70	0.22
HSOF	Holding Sveta Sofia AD-Sofia		3.08	1.01	5.95	0.00	0.03		0.12	1.33	0.74	0.06
HVAR	Holding Varna AD		3.23	1.60	22.09		0.01		0.03	1.18	0.52	0.20
HIKA	Industrial Capital Holding AD-Sofia	9.03	0.13	0.57	0.95	0.02	0.12	0.07	0.14	3.64	0.20	1.24
IHB	Industrial Holding Bulgaria PLC-Sofia	43.87	1.36	0.43	8.76	0.01	0.01	0.01	0.01	3.96	0.12	0.28
IDH	Industry Development Holding AD	3.03	1.42	0.53	1.96	0.04	0.07	0.19	0.21	2.07	0.67	0.09
IBG	Investor.BG AD-Sofia		4.62	4.88	79.21				0.01	0.85	0.61	0.38
MSH	M+S Hydraulic AD-Kazanlak	19.79	2.03	3.13	10.80	0.11	0.14	0.15	0.19	2.26	0.26	1.09
NLC	Neo London Capital PLC	8.36	2.50	1.02	3.32	0.02	0.05	0.13	0.22	1.35	0.78	0.07
NEOH	Neochim AD		0.18	0.33						9.60	0.10	1.63
NGAZ	Oil and Gas Exploration and Production AD-Sofia	28.98	1.43	0.71	8.74	0.02	0.03	0.02	0.03	3.53	0.20	0.38
PET	Petrol AD	3.42	0.04	1.09	0.80	0.02	0.07	0.36	1.13	1.17	0.94	1.94
HRZ	Rodna Zemya Holding AD	65.65	0.87	1.76	6.81	0.01	0.02	0.03	0.07	1.65	0.66	0.57
GAMZ	Severcoop Gamza Holding AD-Sofia	27.33	9.57	0.80	13.98	0.01	0.02	0.03	0.05	4.59	0.67	0.03
HSI	Sila Holding AD	146.08	15.38	1.87	24.35	0.00	0.03	0.01	0.06	3.73	0.59	0.05
SO	Smart Organic AD			3.56	1.18					5.29	0.26	
SCOM	Sofia Commerce-Pawn Brokerage AD	8.26	3.29	2.28	6.36	0.20	0.24	0.30	0.31	5.45	0.20	0.50
SFT	Sopharma Trading AD-Sofia	5.90	0.11	1.36	2.50	0.05	0.07	0.27	0.37	1.10	0.79	2.68
SPDY	Speedy AD-Sofia	26.62	2.30	11.78	12.45	0.16	0.19	0.43	0.52	1.05	0.66	1.83
SKEH	SS Konstantine and Elena Holding AD		1.56	1.82	13.89				0.01	0.03	1.09	0.66
SPH	Stara Planina Hold AD-Sofia	29.46	0.65	1.54	4.74	0.02	0.08	0.05	0.10	2.37	0.22	0.93
SNRG	Synergon Holding AD-Sofia	4.56	0.02	0.08	1.25	0.01	0.02	0.02	0.03	1.77	0.29	2.45
SYN	Synthetica AD			10.10	35.64					0.57	0.86	
THQM	Tchaikapharma High Quality Medicines AD	760.19	29.46	13.56	264.21	0.02	0.02	0.02	0.03	5.60	0.13	0.40
TBS	Telelink Business Services Group AD	10.90	0.57	3.80	6.57	0.08	0.10	0.40	0.48	1.08	0.79	1.57
TIB	Telematic Interactive Bulgaria AD-Sofia	12.53	1.83	4.59	10.11	0.25	0.28	0.33	0.37	2.34	0.33	1.68
TCH	TK-Hold PLC	130.63	5.08	1.57	35.65	0.01	0.01	0.01	0.01	7.21	0.10	0.26
TOPL	Toplivo AD-Sofia			0.32	569.63					2.07	0.40	
T57	Trace Group Hold AD-Sofia	6.75	0.30	1.05	4.38	0.06	0.07	0.16	0.20	1.18	0.70	1.30
VAM	Velgraf Asset Management AD-Sofia	7 974.76	44.02	2.80	75.76	0.00	0.02	0.00	0.03	1.52	0.51	0.03
WMG	Web Media Group AD		4.00	3.68	15.35				0.00	3.37	0.70	0.23
ZHBG	Zarneni Hrani Bulgaria AD-Sofia	5.05	0.29	0.09	1.58	0.01	0.02	0.02	0.03	3.41	0.22	0.21
HLEV	Zlaten Lev Holding AD	37.04	9.25	3.43	15.73	0.02	0.05	0.10	0.21	2.74	0.86	0.09

* Ratios are calculated on the base of the last weighted-average price as of the end of the month

** Financial reports data (ttm)

Methodology for Calculation of Financial Ratios is available at http://download.bse-sofia.bg/pdf/methodology_en.pdf

Financial Ratios

September
2024

SPVs Segment* (based on non-consolidated reports**)

Issue	Issuer	P / E	P / S	P / B	P / EBIT	ROA	EBIT / Total Asts.	ROE	EBIT / Equity	Current Ratio	Debt / Equity	Assets Turnover
ATER	Advance Terrafund REIT-Sofia	19.03	14.01	0.84	19.03	0.04	0.04	0.04	0.04	3.48	0.01	0.06
AKTV	Aktiv Properties REIT		7.01	0.51	10.99		0.02		0.05	12.34	0.61	0.03
ALT	Alteron REIT	58.99	24.43	1.13	19.59	0.01	0.02	0.02	0.06	1.72	0.62	0.02
BSP	Balkan and Sea Properties REIT	176.78	38.02	2.84	48.86	0.01	0.03	0.02	0.06	1.00	0.57	0.03
BPF	Bravo Property Fund REIT	18.04	6.53	0.93	12.27	0.03	0.05	0.05	0.08	3.56	0.39	0.09
BREF	Bulgarian Real Estate Fund REIT-Sofia	7.15	5.32	0.92	6.75	0.11	0.11	0.14	0.14	0.82	0.19	0.14
BRF	Bulgarian Receivables Fund SPE	5.23	1.18	1.29	2.00	0.02	0.04	0.28	0.74	2.61	0.94	0.07
LAND	Bulland Investments REIT-Sofia		621.40	0.81						37.54	0.01	
CAPM	Capital Management SPV-Sofia	37.12	11.73	1.87	30.11	0.04	0.04	0.05	0.06	5.09	0.27	0.12
EXPR	Exclusive Property REIT-Sofia	15.88	10.66	1.25	13.54	0.05	0.06	0.08	0.09	0.21	0.31	0.08
FPP	FairPlay Properties REIT-Sofia	19.02	6.60	0.64	13.24	0.03	0.03	0.03	0.04	6.92	0.30	0.07
FAM	Finance Assistance Management SPV	35.58	1.17	3.02	1.28	0.00	0.06	0.08	2.30	3.19	0.98	0.06
PREM	Premier Fund REIT	43.96	3.72	1.21	11.24	0.01	0.03	0.03	0.10	0.02	0.72	0.09
RPF	Roi Property Fund REIT		45.26	2.16	162.81		0.01		0.01	1.35	0.44	0.03
SFB	Sopharma Buildings REIT		830.78	7.38						2.58	0.36	0.01
SFI	Sopharma Properties REIT-Sofia	14.56	10.63	1.94	14.48	0.13	0.13	0.14	0.14	1.14	0.07	0.18
SBPF	Super Borovetz Property Fund REIT	32.84	8.14	1.39	22.89	0.03	0.04	0.04	0.06	1.01	0.37	0.11

* Ratios are calculated on the base of the last weighted-average price as of the end of the month

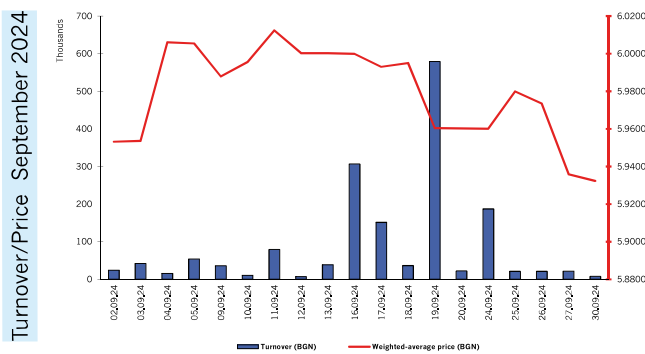
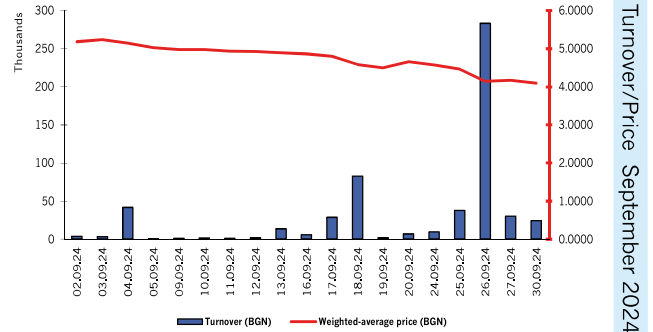
** Financial reports data (ttm)

Methodology for Calculation of Financial Ratios is available at http://download.bse-sofia.bg/pdf/methodology_en.pdf

Top 5 Stocks by Trades **September 2024**

First Investment Bank

BSE code of the issue	FIB
Volume of the issue (common shares)	149 084 800
Nominal value (BGN per share)	1.00
Last gross dividend 2023 (BGN per share)	0.00
Trading on regulated market as from the beginning of the year	
Volume in lots	3 302 217
Value in BGN	11 212 988.19
Trades	4 414

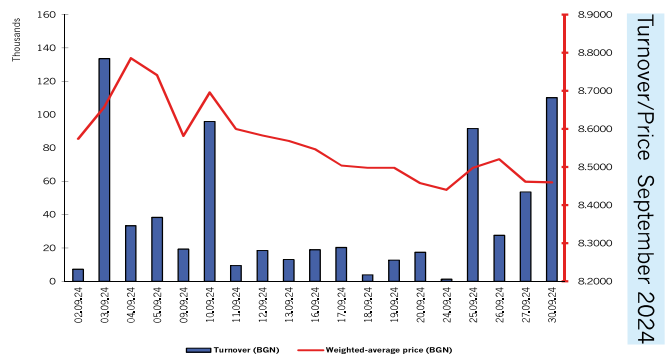


Sopharma

BSE code of the issue	SFA
Volume of the issue (common shares)	179 100 063
Nominal value (BGN per share)	1.00
Last gross dividend 2023 (BGN per share)	0.0900
Trading on regulated market as from the beginning of the year	
Volume in lots	3 588 686
Value in BGN	21 589 488.7
Trades	3 082

Doverie United Holding

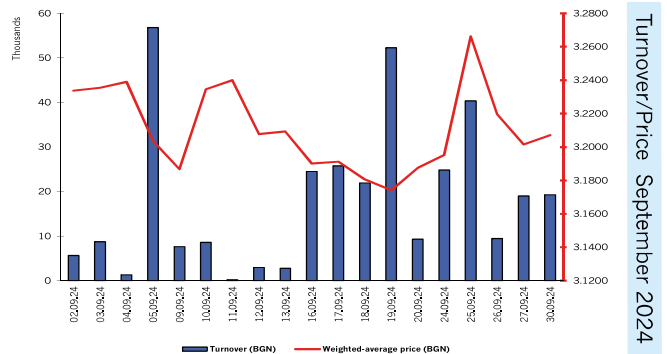
BSE code of the issue	DUH
Volume of the issue (common shares)	21 499 855
Nominal value (BGN per share)	1.00
Last gross dividend 2023 (BGN per share)	0.00
Trading on regulated market as from the beginning of the year	
Volume in lots	683 868
Value in BGN	6 001 173.66
Trades	2 252



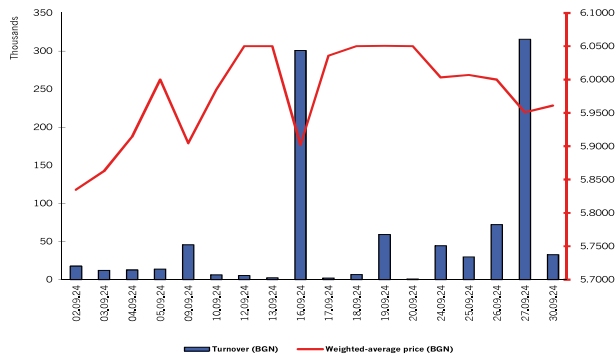
Top 5 Stocks by Trades **September 2024**

Advance Terrafund REIT

BSE code of the issue	ATER
Volume of the issue (common shares)	85 110 091
Nominal value (BGN per share)	1.00
Last gross dividend 2022 (BGN per share)	0.2005
Trading on regulated market as from the beginning of the year	
Volume in lots	1 262 844
Value in BGN	4 136 983.20
Trades	2 052



Turnover/Price September 2024



Bianor Holding

BSE code of the issue	BNR
Volume of the issue (common shares)	12 290 133
Nominal value (BGN per share)	1.00
Last gross dividend 2023 (BGN per share)	0.00
Trading on regulated market as from the beginning of the year	
Volume in lots	819 095
Value in BGN	4 331 192.43
Trades	1 702