

September
2019

MONTHLY BULLETIN



БФБ

BULGARIAN STOCK EXCHANGE

1000 Sofia, 6 Tri ushi St.

Tel: (+359 2) 937 09 45; Fax: (+359 2) 937 09 46

<http://www.bse-sofia.bg>; e-mail: bse@bse-sofia.bg

General Statistics

September
2019

Capitalization of BSE Main Market		Change	
As of 30 September 2019			
Market Segment	Capitalization	August* 2019	September * 2018
Premium Equities Segment	1,804,732,577.05	0.45%	-15.13%
Standard Equities Segment	6,328,064,232.74	0.78%	17.80%
Special Purpose Vehicles Segment	664,115,137.79	1.28%	66.24%
Total Capitalization of BSE Main Market	8,796,911,947.58	0.75%	11.38%

* as of the end of the period

Issues admitted to trading on BSE Main Market			
Market Segment	Number of new issues	Number of delisted issues	Number of listed issues as of the end of the month
Premium Equities Segment	0	0	7
Standard Equities Segment	0	0	61
Special Purpose Vehicles Segment	0	0	14
Bonds Segment	2	1	70
Compensatory Instruments Segment	0	0	3
Exchange Traded Products Segment	0	0	13
Subscription Rights Segment	1	2	1
Initial Public Offering Segment	0	0	0
Government Securities Segment	0	0	17
TOTAL :	3	3	186

* as of the end of the period

BSE Indices

SOFIX

Value *	570.58
Monthly change	0.55%
Annual change	-8.62%
P/E **	8.34
P/B **	0.81

BGBX 40

Value *	113.44
Monthly change	1.01%
Annual change	-6.96%
P/E **	11.09
P/B **	1.42

BG TR30

Value *	507.30
Monthly change	0.95%
Annual change	-2.51%
P/E **	18.07
P/B **	2.17

BG REIT

Value *	128.08
Monthly change	1.35%
Annual change	8.74%
P/E **	13.16
P/B **	1.11

* Values as of 30 September 2019

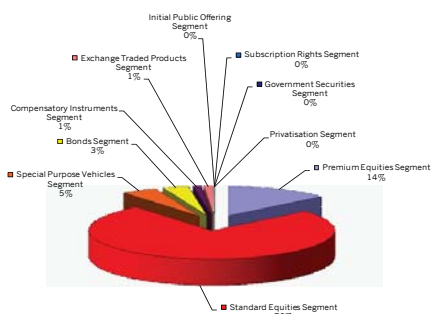
** P (prices) are weighted-average

** Financial reports data (ttm)

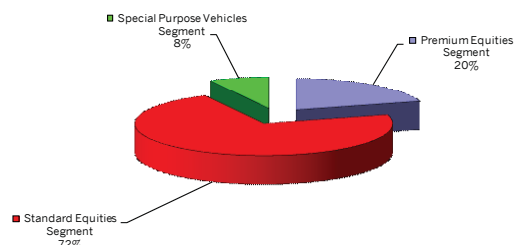
Monthly Trading by BSE Main Market Segments

Market Segment	September 2019			Change in turnover (%)	
	Trades	Turnover (BGN)	Volume (lots)	August 2019	September 2018
Premium Equities Segment	694	3,121,250	1,120,267	128.20%	-15.57%
Standard Equities Segment	1,996	17,347,260	4,132,857	-41.79%	86.23%
Special Purpose Vehicles Segment	267	1,084,156	299,597	-48.03%	-2.97%
Bonds Segment	29	775,640	775	41.82%	-67.14%
Compensatory Instruments Segment	100	257,773	353,153	-31.64%	-7.89%
Exchange Traded Products Segment	43	281,110	271,078	366.28%	3881.51%
Subscription Rights Segment	12	13,970	13,970,123	77.53%	213.97%
Initial Public Offering Segment	0	0	0	n/a	n/a
Government Securities Segment	0	0	0	-100.00%	n/a
Privatisation Segment	0	0	0	n/a	n/a
TOTAL:	3,141	22,881,159	20,147,850	-35.13%	36.35%

Turnover by Segments of BSE Main Market



Capitalization by Segments of BSE Main Market



New issues admitted to trading on the BSE Main Market in September

Issue	Issuer	First Trading Date	Trading Currency	Amount of the issue in the respective currency	Market Segment
OPHA	Феникс Капитал Холдинг АД-София	26.09.2019	EUR	9,000,000	Сегмент за облигации
B2GA	Българскиан Еървейз Груп ЕАД-София	26.09.2019	BGN	15,000,000	Сегмент за облигации

Daily-Average Trading by BSE Main Market Segments

Market Segment	September 2019			Change in turnover (%)	
	Trades	Turnover (BGN)	Volume (lots)	August 2019	September 2018
Premium Equities Segment	37	164,276	58,961	164.23%	-20.02%
Standard Equities Segment	105	913,014	217,519	-32.60%	76.43%
Special Purpose Vehicles Segment	14	57,061	15,768	-39.82%	-8.08%
Bonds Segment	2	40,823	41	64.21%	-68.87%
Compensatory Instruments Segment	5	13,567	18,587	-20.84%	-12.74%
Exchange Traded Products Segment	2	14,795	14,267	439.91%	3671.96%
Subscription Rights Segment	1	735	735,270	105.56%	197.45%
Initial Public Offering Segment	0	0	0	n/a	n/a
Government Securities Segment	0	0	0	-100.00%	n/a
Privatisation Segment	0	0	0	n/a	n/a
TOTAL:	165	1,204,272	1,060,413	-24.89%	29.17%

Number of trading sessions in September

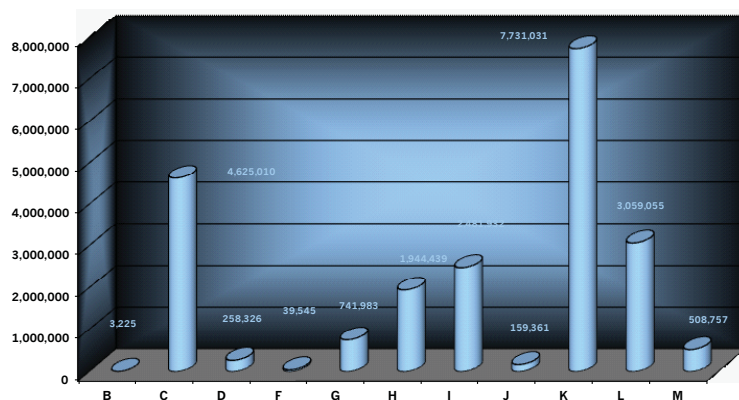
19

Monthly Average USD/BGN Exchange Rate

1.7762

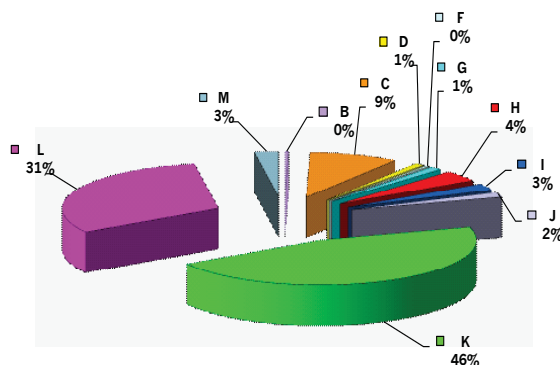
Trading by Industries (according to NACE.BG-2008)		Trades	Volume (lots)	Turnover (BGN)
B	Mining and quarrying	2	500	3,225.00
C	Manufacturing	743	1,000,719	4,625,009.99
D	Electricity,gas,steam and air conditioning supply	68	568	258,326.00
F	Construction	47	14,183	39,545.06
G	Wholesale and retail trade; repair of motor vehicles and motorcycles	203	150,685	741,983.09
H	Transportation and storage	59	206,728	1,944,439.48
I	Accommodation and food service activities	191	57,948	2,481,932.40
J	Information and communication	5	9,755	159,361.20
K	Financial and insurance activities	1,434	3,329,452	7,731,030.96
L	Real estate activities	53	373,336	3,059,055.46
M	Professional, scientific and technical activities	152	408,847	508,757.34

Share of industries in the total turnover (BGN) on the BSE Main Market in September



- B Mining and quarrying
- C Manufacturing
- D Electricity,gas,steam and air conditioning supply
- F Construction
- G Wholesale and retail trade; repair of motor vehicles and motorcycles
- H Transportation and storage
- I Accommodation and food service activities
- J Information and communication
- K Financial and insurance activities
- L Real estate activities
- M Professional, scientific and technical activities

Share of industries in the total turnover (BGN) on the BSE Main Market in the last 365 days



- B Mining and quarrying
- C Manufacturing
- D Electricity,gas,steam and air conditioning supply
- F Construction
- G Wholesale and retail trade; repair of motor vehicles and motorcycles
- H Transportation and storage
- I Accommodation and food service activities
- J Information and communication
- K Financial and insurance activities
- L Real estate activities
- M Professional, scientific and technical activities

TOP 5

Liquidity Ranking

Issuer	Trades	Volume (lots)	Turnover (BGN)
M+S Hydraulic AD-Kazanlak	211	207,982	1,315,123.45
Sopharma AD-Sofia	208	185,441	626,782.84
Stara Planina Hold AD-Sofia	193	381,760	1,992,567.90
Albena AD-Albena	191	57,948	2,481,932.40
Doverie United Holding PLC-Sofia	185	197,490	651,818.00

TOP 5

Members

Trades		Turnover (BGN)	
Inv. Intermediary "Karoll" AD	1,925	Inv. Intermediary "BenchMark Finance" AD	7,341,419.22
Inv. Intermediary "BenchMark Finance" AD	1,217	Inv. Intermediary "First Financial Brokerage House" EOOD	7,150,617.08
Inv. Intermediary "Elana Trading" AD	958	Inv. Intermediary "Elana Trading" AD	6,718,321.50
Inv. Intermediary "First Financial Brokerage House" EOOD	708	CB "United Bulgarian Bank" AD	5,127,818.56
Inv. Intermediary "UG Market" AD	223	Inv. Intermediary "Karoll" AD	3,504,173.65

TOP 30

Capitalization as of 30 September 2019

Issues of shares on the BSE Main Market

Issue	Issuer	Nominal (BGN)	Amount (Shares)	Closing price (BGN)	Capitalization (BGN)
7TH	Tchaikapharma High Quality Medicines AD-Sofia	1.00	82,200,000	9.9500	817,890,000.00
3JR	Sopharma AD-Sofia	1.00	134,797,899	3.3700	454,268,919.63
3CZ	CEZ Distribution Bulgaria AD-Sofia	1.00	1,928,000	218.0000	420,304,000.00
GR6	Gradus AD-Stara Zagora	1.00	243,608,710	1.7200	419,006,981.20
6C4	Chimimport AD-Sofia	1.00	239,646,267	1.7050	408,596,885.24
4EH	Eurohold Bulgaria AD-Sofia	1.00	197,525,600	1.8600	367,397,616.00
5F4	CB First Investment Bank AD-Sofia	1.00	110,000,000	3.2000	352,000,000.00
1VX	Velgraf Asset Management AD-Sofia	1.00	68,979,758	3.9000	269,021,056.20
0SP	Speedy AD-Sofia	1.00	5,377,619	49.2000	264,578,854.80
5MB	Monbat AD-Sofia	1.00	39,000,000	6.6000	257,400,000.00
5MH	M+S Hydraulic AD-Kazanlak	1.00	39,445,200	6.3000	248,504,760.00
5V2	Holding Varna AD-Varna	1.00	6,485,897	37.6000	243,869,727.20
SO5	Sopharma Trading AD-Sofia	1.00	32,905,009	6.4000	210,592,057.60
4CF	CB Central Cooperative Bank AD-Sofia	1.00	127,129,970	1.6000	203,407,952.00
6AB	Albena AD-Albena	1.00	4,273,126	42.8000	182,889,792.80
6AM	Alcomet AD-Shumen	1.00	17,952,959	10.1000	181,324,885.90
6A6	Advance Terrafund REIT-Sofia	1.00	85,110,091	1.9350	164,688,026.09
5BN	CB Bulgarian American Credit Bank AD-Sofia	1.00	24,691,313	6.5000	160,493,534.50
6S6	Sopharma Properties REIT-Sofia	1.00	21,415,928	6.3500	135,991,142.80
GTH	Galata Investment Company AD-Varna	1.00	68,571,234	1.8800	128,913,919.92
EHN	Synthetica AD-Sofia	1.00	3,000,000	42.6000	127,800,000.00
1CZ	CEZ Electro Bulgaria AD-Sofia	10.00	5,000	23,800.0000	119,000,000.00
6R2	Rodna Zemya Holding AD-Dobrich	1.00	56,010,597	2.1000	117,622,253.70
5H4	Balkan and Sea Properties REIT-Varna	1.00	6,925,156	16.6000	114,957,589.60
58E	Himsnab Bulgaria AD-Sofia	1.00	2,494,631	46.0000	114,753,026.00
5SR	Stara Planina Hold AD-Sofia	1.00	21,000,000	5.3500	112,350,000.00
4ID	Industrial Holding Bulgaria PLC-Sofia	1.00	107,400,643	1.0400	111,696,668.72
94G	235 Holdings AD-Sofia	1.00	5,109,000	21.0000	107,289,000.00
6N3	Holding Nov Vek AD-Sofia	1.00	5,610,437	17.0000	95,377,429.00
4HE	Hydraulic Elements and Systems AD-Yambol	1.00	18,193,752	4.7800	86,966,134.56

Premium Equities Segment

Issue	Issuer	Nominal (BGN)	Amount (Shares)	Closing price (BGN)	Capitalisation (BGN)
3JR	Sopharma AD-Sofia	1.00	134,797,899	3.3700	454,268,919.63
4CF	CB Central Cooperative Bank AD-Sofia	1.00	127,129,970	1.6000	203,407,952.00
4KX	Korado Bulgaria AD-Strazhitsa	1.00	13,168,614	6.6000	86,912,852.40
5F4	CB First Investment Bank AD-Sofia	1.00	110,000,000	3.2000	352,000,000.00
5MB	Monbat AD-Sofia	1.00	39,000,000	6.6000	257,400,000.00
6C4	Chimimport AD-Sofia	1.00	239,646,267	1.7050	408,596,885.24
SKK	Sirma Group Holding JSC-Sofia	1.00	59,360,518	0.7100	42,145,967.78

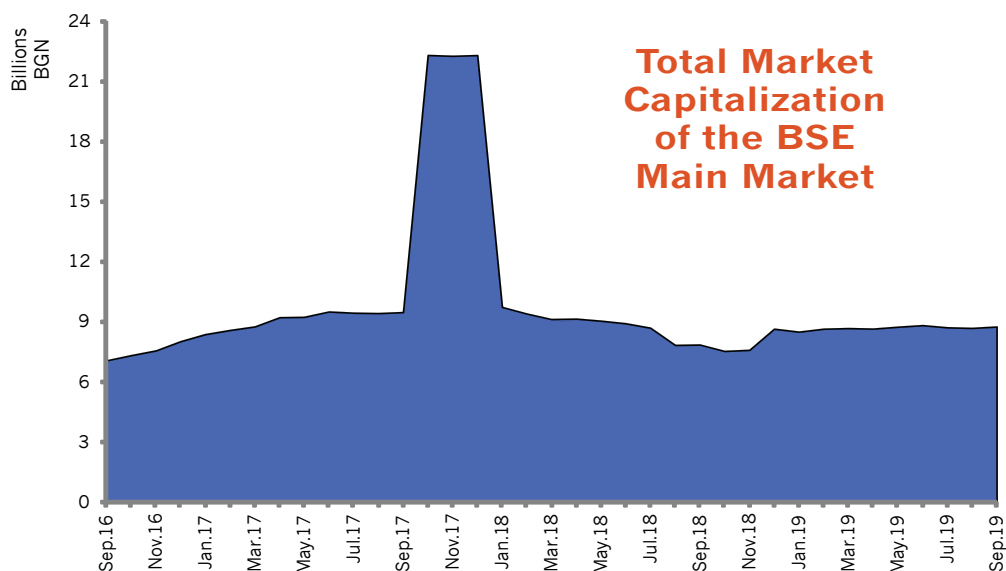
Standard Equities Segment

Issue	Issuer	Nominal (BGN)	Amount (Shares)	Closing price (BGN)	Capitalisation (BGN)
94G	235 Holdings AD-Sofia	1.00	5,109,000	21.0000	107,289,000.00
A72	Agria Group Holding AD-Varna	1.00	6,800,000	7.9500	54,060,000.00
6AB	Albena AD-Albena	1.00	4,273,126	42.8000	182,889,792.80
6AM	Alcomet AD-Shumen	1.00	17,952,959	10.1000	181,324,885.90
A4L	Allterco AD-Sofia	1.00	15,000,000	3.4800	52,200,000.00
A00	BG Agro AD-Varna	1.00	40,357,440	1.1700	47,218,204.80
5BP	Billboard AD-Sofia	1.00	15,000,000	0.2900	4,350,000.00
5BR	Bulgarian River Shipping AD-Ruse	1.00	35,708,674	0.6250	22,317,921.25
BSO	Bulgarian Stock Exchange-Sofia	1.00	6,582,860	5.1500	33,901,729.00
5BN	CB Bulgarian American Credit Bank AD-Sofia	1.00	24,691,313	6.5000	160,493,534.50
5CP	CB Texim Bank AD-Sofia	1.00	27,995,036	2.7600	77,266,299.36
3CZ	CEZ Distribution Bulgaria AD-Sofia	1.00	1,928,000	218.0000	420,304,000.00
1CZ	CEZ Electro Bulgaria AD-Sofia	10.00	5,000	23,800.0000	119,000,000.00
5DOV	Doverie United Holding PLC-Sofia	1.00	18,736,099	3.3000	61,829,126.70
OEA	Elana Agrocredit AD-Sofia	1.00	36,629,925	1.1500	42,124,413.75
52E	Elhim Iskra AD-Pazardzhik	1.00	25,108,410	0.8900	22,346,484.90
57E	EMKA AD-Sevlievo	1.00	21,699,726	2.5400	55,117,304.04
5EO	Etropal AD-Etropole	1.00	5,000,000	5.5000	27,500,000.00
4EH	Eurohold Bulgaria AD-Sofia	1.00	197,525,600	1.8600	367,397,616.00
5AF	Far AD-Sofia	1.00	2,500,000	3.5000	8,750,000.00
4F6	Fazerles AD-Silistra	1.00	515,000	20.2000	10,403,000.00
4F8	Formoplast AD-Kardzhali	1.00	3,798,905	5.6500	21,463,813.25
GTH	Galata Investment Company AD-Varna	1.00	68,571,234	1.8800	128,913,919.92
GR6	Gradus AD-Stara Zagora	1.00	243,608,710	1.7200	419,006,981.20
GT2	Green Town Projects PLC-Sofia	1.00	4,059,000	10.0000	40,590,000.00
58E	Himsnab Bulgaria AD-Sofia	1.00	2,494,631	46.0000	114,753,026.00
6N3	Holding Nov Vek AD-Sofia	1.00	5,610,437	17.0000	95,377,429.00
4HS	Holding Sveta Sofia AD-Sofia	1.00	9,940,391	3.6400	36,183,023.24
5V2	Holding Varna AD-Varna	1.00	6,485,897	37.6000	243,869,727.20
4HE	Hydraulic Elements and Systems AD-Yambol	1.00	18,193,752	4.7800	86,966,134.56
4I8	Industrial Capital Holding AD-Sofia	1.00	15,707,470	2.3800	37,383,778.60
4ID	Industrial Holding Bulgaria PLC-Sofia	1.00	107,400,643	1.0400	111,696,668.72
6R1	Industry Development Holding JSC-Sofia	1.00	9,980,925	2.2400	22,357,272.00
4IN	Investor.BG AD-Sofia	1.00	4,782,362	16.4000	78,430,736.80
4L4	Lavena AD-Shumen	1.00	9,919,410	3.6000	35,709,876.00
5MH	M+S Hydraulic AD-Kazanlak	1.00	39,445,200	6.3000	248,504,760.00
178B	Neo London Capital PLC-Sofia	100.00	99,950	140.0000	13,993,000.00
3NB	Neochim AD-Dimitrograd	1.00	2,654,358	22.0000	58,395,876.00
5ODE	Odessos Shiprepair Yard AD-Varna	1.00	586,642	66.0000	38,718,372.00
4O1	Oil and Gas Exploration and Production AD-Sofia	1.00	12,228,062	6.4500	78,870,999.90
5PET	Petrol AD-Sofia	4.00	27,312,403	0.6500	17,753,061.95
P2B	Port Flot-Burgas AD-Burgas	1.00	10,000,000	4.0400	40,400,000.00
RGL	Regala Invest AD-Varna	1.00	18,428,734	2.8200	51,969,029.88

Issue	Issuer	Nominal (BGN)	Amount (Shares)	Closing price (BGN)	Capitalisation (BGN)
6R2	Rodna Zemya Holding AD-Dobrich	1.00	56,010,597	2.1000	117,622,253.70
6S4	Severcoop Gamza Holding AD-Sofia	2.00	5,347,798	3.6600	19,572,940.68
6S5	Sila Holding AD-Stara Zagora	1.00	36,852,997	2.1600	79,602,473.52
6SOA	Sofia Commerce-Pawn Brokerage AD-Sofia	1.00	2,400,000	5.1500	12,360,000.00
6SOP	Sofia Commerce-Pawn Brokerage AD-Sofia	1.00	201,154	6.3000	1,267,270.20
SO5	Sopharma Trading AD-Sofia	1.00	32,905,009	6.4000	210,592,057.60
OSP	Speedy AD-Sofia	1.00	5,377,619	49.2000	264,578,854.80
3NJ	SS Konstantine And Elena Holding AD-Varna	1.00	2,309,561	20.8000	48,038,868.80
5SR	Stara Planina Hold AD-Sofia	1.00	21,000,000	5.3500	112,350,000.00
6S7	Synergion Holding AD-Sofia	1.00	18,358,849	1.0400	19,093,202.96
EHN	Synthetica AD-Sofia	1.00	3,000,000	42.6000	127,800,000.00
7TH	Tchaikapharma High Quality Medicines AD-Sofia	1.00	82,200,000	9.9500	817,890,000.00
3TV	Toplivo AD-Sofia	1.00	5,416,829	2.8000	15,167,121.20
T57	Trace Group Hold AD-Sofia	1.00	24,200,000	2.9000	70,180,000.00
1VX	Velgraf Asset Management AD-Sofia	1.00	68,979,758	3.9000	269,021,056.20
4PX	Yuri Gagarin PLC-Plovdiv	1.00	1,003,904	7.6000	7,629,670.40
T43	Zarneni Hrani Bulgaria AD-Sofia	1.00	195,660,287	0.2260	44,219,224.86
3ZL	Zlatni Pyasatsi AD-Varna	1.00	6,493,577	1.8000	11,688,438.60

Special Purpose Vehicles Segment

Issue	Issuer	Nominal (BGN)	Amount (Shares)	Closing price (BGN)	Capitalisation (BGN)
5AX	Aktiv Properties REIT-Plovdiv	9.00	2,192,011	6.8500	15,015,275.35
5BD	Bulland Investments REIT-Sofia	1.00	15,008,125	1.0900	16,358,856.25
5BU	Bulgarian Real Estate Fund REIT-Sofia	1.00	34,641,925	2.0000	69,283,850.00
5EX	Exclusive Property REIT-Sofia	1.00	9,452,340	1.3000	12,288,042.00
5H4	Balkan and Sea Properties REIT-Varna	1.00	6,925,156	16.6000	114,957,589.60
6A6	Advance Terrafund REIT-Sofia	1.00	85,110,091	1.9350	164,688,026.09
6F3	FairPlay Properties REIT-Sofia	1.00	33,145,400	0.4940	16,373,827.60
6S6	Sopharma Properties REIT-Sofia	1.00	21,415,928	6.3500	135,991,142.80
6SB	Super Borovetz Property Fund REIT-Varna	1.00	16,179,999	2.4000	38,831,997.60
9BH	Bulgarian Receivables Fund SPE-Sofia	1.00	1,500,000	1.0200	1,530,000.00
BPY	Bravo Property Fund REIT-Sofia	1.00	36,700,000	1.0400	38,168,000.00
E7P	Expat Beta REIT-Sofia	1.00	5,143,190	0.9500	4,886,030.50
FAW	Finance Assistance Management SPV-Sofia	1.00	650,000		
RPR	Roi Property Fund REIT-Sofia	1.00	6,162,500	5.8000	35,742,500.00



Premium Equities Segment

Issue	Issuer	Trades	Volume (lots)	Turnover (BGN)	Trading currency	Weighted & Corrected Values			Closing price	As from
						Average price	Min. price	Max. price		
3JR	Sopharma AD-Sofia	208	185,441	626,782.84	BGN	3.3800	3.2900	3.4413	3.3700	30.09.2019
4CF	CB Central Cooperative Bank AD-Sofia	64	130,940	209,712.14	BGN	1.6020	1.5700	1.6420	1.6000	27.09.2019
4KX	Korado Bulgaria AD-Strazhitsa	33	4,149	27,428.50	BGN	6.5110	6.3887	6.6477	6.6000	30.09.2019
5F4	CB First Investment Bank AD-Sofia	19	4,046	12,892.66	BGN	3.1870	3.1493	3.3000	3.2000	24.09.2019
5MB	Monbat AD-Sofia	147	257,690	1,706,760.05	BGN	6.6230	6.3187	6.7000	6.6000	30.09.2019
6C4	Chimimport AD-Sofia	109	159,459	270,476.99	BGN	1.6950	1.6514	1.7140	1.7050	30.09.2019
SKK	Sirma Group Holding JSC-Sofia	114	378,542	267,197.04	BGN	0.7060	0.6950	0.7273	0.7100	30.09.2019

Standard Equities Segment

Issue	Issuer	Trades	Volume (lots)	Turnover (BGN)	Trading currency	Weighted & Corrected Values			Closing price	As from
						Average price	Min. price	Max. price		
0EA	Elana Agrocredit AD-Sofia	64	149,098	169,931.97	BGN	1.1400	1.1128	1.1600	1.1500	27.09.2019
0SP	Speedy AD-Sofia	55	25,586	1,216,040.80	BGN	47.5280	46.4183	49.7789	49.2000	30.09.2019
17BB	Neo London Capital PLC-Sofia	4	10	1,348.00	BGN	134.8000	131.3333	140.0000	140.0000	30.09.2019
1CZ	CEZ Electro Bulgaria AD-Sofia	5	6	139,000.00	BGN	23,166.6670	21,800.0000	23,800.0000	23,800.0000	30.09.2019
3CZ	CEZ Distribution Bulgaria AD-Sofia	63	562	119,326.00	BGN	212.3240	208.0000	218.0000	218.0000	30.09.2019
3NB	Neochim AD-Dimitrovgrad	3	109	2,398.00	BGN	22.0000	22.0000	22.0000	22.0000	30.09.2019
3NJ	SS Konstantine And Elena Holding AD-Varna	3	55	1,184.00	BGN	21.5270	20.8000	21.8000	20.8000	26.09.2019
3TV	Toplivo AD-Sofia	3	1,388	4,154.24	BGN	2.9930	2.8000	3.0080	2.8000	27.09.2019
4EH	Eurohold Bulgaria AD-Sofia	25	532,724	1,012,053.60	BGN	1.9000	1.8297	1.9900	1.8600	30.09.2019
4F6	Fazerles AD-Silistra	2	70	1,418.00	BGN	20.2570	20.2000	20.4000	20.2000	30.09.2019
4F8	Formoplast AD-Kardzhali	2	140	791.00	BGN	5.6500	5.6500	5.6500	5.6500	27.09.2019
4HE	Hydraulic Elements and Systems AD-Yambol	38	66,102	315,786.30	BGN	4.7770	4.6800	4.9600	4.7800	30.09.2019
4HS	Holding Sveta Sofia AD-Sofia	17	1,191	4,445.74	BGN	3.7330	3.6597	3.8600	3.6400	27.09.2019
4I8	Industrial Capital Holding AD-Sofia	48	126,622	301,615.62	BGN	2.3820	2.3000	2.4035	2.3800	30.09.2019
4ID	Industrial Holding Bulgaria PLC-Sofia	60	1,078,571	1,089,890.15	BGN	1.0100	1.0000	1.0500	1.0400	30.09.2019
4IN	Investor.BG AD-Sofia	5	9,755	159,361.20	BGN	16.3360	16.2000	16.4000	16.4000	27.09.2019
4L4	Lavena AD-Shumen	4	23,707	89,067.80	BGN	3.7570	3.4000	3.7600	3.6000	27.09.2019
4O1	Oil and Gas Exploration and Production AD-Sofia	2	500	3,225.00	BGN	6.4500	6.4500	6.4500	6.4500	30.09.2019
4PX	Yuri Gagarin PLC-Plovdiv	14	1,184	9,524.40	BGN	8.0440	7.6000	8.3000	7.6000	25.09.2019
52E	Elhim Iskra AD-Pazardzhik	9	114,746	102,127.26	BGN	0.8900	0.8876	0.9000	0.8900	30.09.2019
57E	EMKA AD-Sevlievo	11	119,168	302,508.24	BGN	2.5390	2.2200	2.5600	2.5400	30.09.2019
58E	Himsnab Bulgaria AD-Sofia	31	38,212	1,625,119.00	BGN	42.5290	37.0409	46.0000	46.0000	30.09.2019
5AF	Far AD-Sofia	2	50,000	200,000.00	BGN	3.5000	3.5000	3.5000	4.0000	09.09.2019
5BP	Billboard AD-Sofia	7	8,910	2,442.30	BGN	0.2740	0.2500	0.2900	0.2900	27.09.2019
5BR	Bulgarian River Shipping AD-Ruse	1	1,000	625.00	BGN	0.6250	0.6250	0.6250	0.6250	19.09.2019
5CP	CB Texim Bank AD-Sofia	2	42,050	116,059.00	BGN	2.7600	2.7600	2.7800	2.7600	30.09.2019
5DOV	Doverie United Holding PLC-Sofia	185	197,490	651,818.00	BGN	3.3010	3.2001	3.3622	3.3000	30.09.2019
5EO	Etropal AD-Etropole	2	125	702.50	BGN	5.6200	5.5000	5.6500	5.5000	26.09.2019
5MH	M+S Hydraulic AD-Kazanlak	211	207,982	1,315,123.45	BGN	6.3230	6.0585	7.0000	6.3000	30.09.2019
5ODE	Odessos Shiprepair Yard AD-Varna	9	203	13,612.00	BGN	67.0540	66.0000	68.0000	66.0000	30.09.2019
5PET	Petrol AD-Sofia	5	1,012	688.61	BGN	0.6800	0.6523	0.6898	0.6500	27.09.2019
5SR	Stara Planina Hold AD-Sofia	193	381,760	1,992,567.90	BGN	5.2190	5.0519	5.4955	5.3500	30.09.2019
5V2	Holding Varna AD-Varna	54	1,693	65,610.40	BGN	38.7540	38.1000	39.0141	37.6000	30.09.2019
6AB	Albena AD-Albena	191	57,948	2,481,932.40	BGN	42.8300	41.0000	43.0949	42.8000	30.09.2019
6AM	Alcomet AD-Shumen	20	2,249	21,768.15	BGN	9.6790	9.3000	10.1000	10.1000	30.09.2019
6N3	Holding Nov Vek AD-Sofia	27	15,062	245,402.00	BGN	16.2930	15.5000	16.7881	17.0000	30.09.2019
6R1	Industry Development Holding JSC-Sofia	3	550	1,204.00	BGN	2.1890	2.1891	2.1891	2.2400	19.09.2019
6R2	Rodna Zemya Holding AD-Dobrich	5	28,680	60,228.00	BGN	2.1000	2.1000	2.1000	2.1000	30.09.2019
6S4	Severcoop Gamza Holding AD-Sofia	12	470	1,726.20	BGN	3.6730	3.6600	3.6800	3.6600	30.09.2019
6S5	Sila Holding AD-Stara Zagora	1	100	216.00	BGN	2.1600	2.1600	2.1600	2.1600	30.09.2019
6S7	Synergon Holding AD-Sofia	25	13,121	13,040.88	BGN	0.9940	0.9100	1.0388	1.0400	30.09.2019

Trade by Issues

September
2019

Issue	Issuer	Trades	Volume (lots)	Turnover (BGN)	Trading currency	Weighted & Corrected Values			Closing price	As from
						Average price	Min. price	Max. price		
6SOA	Sofia Commerce-Pawn Brokerage AD-Sofia	16	2,721	13,929.50	BGN	5.1190	4.9800	5.2500	5.1500	27.09.2019
6SOP	Sofia Commerce-Pawn Brokerage AD-Sofia	15	3,484	20,778.95	BGN	5.9640	5.7000	6.2711	6.3000	26.09.2019
7TH	Tchaikapharma High Quality Medicines AD-Sofia	23	8,744	86,769.20	BGN	9.9230	9.8388	9.9500	9.9500	30.09.2019
A4L	Allterco AD-Sofia	84	35,174	114,009.44	BGN	3.2410	2.8865	3.4708	3.4800	30.09.2019
A72	Agria Group Holding AD-Varna	38	30,305	241,560.30	BGN	7.9710	7.9500	8.0462	7.9500	30.09.2019
A00	BG Agro AD-Varna	4	225	291.50	BGN	1.2960	1.1700	2.3000	1.1700	20.09.2019
BSO	Bulgarian Stock Exchange-Sofia	17	16,477	84,019.28	BGN	5.0990	4.9339	5.1607	5.1500	30.09.2019
EHN	Synthetica AD-Sofia	3	120	5,112.00	BGN	42.6000	42.6000	42.6000	42.6000	27.09.2019
GR6	Gradus AD-Stara Zagora	121	117,781	199,975.17	BGN	1.6980	1.6741	1.7300	1.7200	30.09.2019
GT2	Green Town Projects PLC-Sofia	2	100,200	1,001,875.00	BGN	9.9990	9.9988	9.9988	10.0000	09.09.2019
GTH	Galata Investment Company AD-Varna	7	225,105	419,397.40	BGN	1.8630	1.8600	1.8800	1.8800	30.09.2019
P2B	Port Flot-Burgas AD-Burgas	3	180,142	727,773.68	BGN	4.0400	4.0400	4.0400	4.0400	02.09.2019
S05	Sopharma Trading AD-Sofia	179	83,902	534,000.30	BGN	6.3650	6.1641	6.6000	6.4000	30.09.2019
T43	Zarneni Hrani Bulgaria AD-Sofia	14	14,383	3,139.94	BGN	0.2180	0.2120	0.2260	0.2260	26.09.2019
T57	Trace Group Hold AD-Sofia	47	14,183	39,545.06	BGN	2.7880	2.6405	2.9031	2.9000	30.09.2019

Special Purpose Vehicles Segment

Issue	Issuer	Trades	Volume (lots)	Turnover (BGN)	Trading currency	Weighted & Corrected Values			Closing price	As from
						Average price	Min. price	Max. price		
5AX	Aktiv Properties REIT-Plovdiv	4	400	2,675.00	BGN	6.6880	6.5500	6.8500	6.8500	30.09.2019
5BD	Bulland Investments REIT-Sofia	1	50	54.50	BGN	1.0900	1.0900	1.0900	1.0900	25.09.2019
5BU	Bulgarian Real Estate Fund REIT-Sofia	85	71,508	141,938.42	BGN	1.9850	1.9764	2.0000	2.0000	30.09.2019
5EX	Exclusive Property REIT-Sofia	2	1,500	1,939.00	BGN	1.2930	1.2927	1.2927	1.3000	30.09.2019
5H4	Balkan and Sea Properties REIT-Varna	1	6,950	115,370.00	BGN	16.6000	16.6000	16.6000	16.6000	26.09.2019
6A6	Advance Terrafund REIT-Sofia	88	91,396	175,390.16	BGN	1.9190	1.9041	1.9450	1.9350	30.09.2019
6F3	FairPlay Properties REIT-Sofia	2	2,550	1,259.70	BGN	0.4940	0.4940	0.4940	0.4940	16.09.2019
6S6	Sopharma Properties REIT-Sofia	73	90,437	575,105.20	BGN	6.3590	6.2500	6.4000	6.3500	30.09.2019
6SB	Super Borovetz Property Fund REIT-Varna	3	25,000	60,000.00	BGN	2.4000	2.4000	2.4000	2.4000	27.09.2019
BPY	Bravo Property Fund REIT-Sofia	6	9,754	10,132.06	BGN	1.0390	1.0300	1.0500	1.0400	26.09.2019
E7P	Expat Beta REIT-Sofia	1	2	1.90	BGN	0.9500	0.9500	0.9500	0.9500	03.09.2019
RPR	Roi Property Fund REIT-Sofia	1	50	290.00	BGN	5.8000	5.8000	5.8000	5.8000	27.09.2019

Bonds Segment

Issue	Issuer	Trades	Volume (lots)	Turnover (BGN)	Trading currency	Clean Prices (% of nominal)			Closing price	As from
						Average price	Min. price	Max. price		
4CFB	CB Central Cooperative Bank AD-Sofia	1	4	8,236.53	EUR	102.5000	102.5000	102.5000	102.5000	16.09.2019
5MBA	Monbat AD-Sofia	6	10	19,123.43	EUR	97.2000	97.0000	98.0000	97.0000	30.09.2019
8AVA	Asterion Bulgaria AD-Sofia	8	11	12,991.84	EUR	97.1800	96.2000	100.0000	100.0000	25.09.2019
9RTD	HypoCredit AD-Sofia	1	100	80,189.40	EUR	65.0000	65.0000	65.0000	65.0000	25.09.2019
B2GA	Bulgarian Airways Group EAD-Sofia	6	170	173,389.71	BGN	101.0500	101.0500	101.0500	101.0500	30.09.2019
BULA	Bulgarplod-Sofia AD-Sofia	1	30	28,084.93	BGN	92.0000	92.0000	92.0000	92.0000	30.09.2019
EBDA	Eurolease Group EAD-Sofia	1	2	2,008.74	BGN	100.0000	100.0000	100.0000	100.0000	02.09.2019
EBDB	Eurolease Group EAD-Sofia	1	2	3,150.50	EUR	100.0000	100.0000	100.0000	100.0000	05.09.2019
S28H	Starcom Holding AD-Etropole	1	1	1,016.78	BGN	100.0000	100.0000	100.0000	100.0000	20.09.2019
SL1A	Solar Logistic EAD-Sofia	1	145	146,266.17	BGN	100.2000	100.2000	100.2000	100.2000	17.09.2019
TOF1	Toplofikatsia-Ruse EAD-Ruse	1	50	50,000.00	BGN	100.0000	100.0000	100.0000	100.0000	30.09.2019
TC8A	TEC - Bobov Dol EAD-Golemo Selo	1	250	251,181.51	BGN	98.5000	98.5000	98.5000	98.5000	30.09.2019

Compensatory Instruments Segment

Issue	Issuer	Trades	Volume (lots)	Turnover (BGN)	Trading currency	Weighted Values			Closing price	As from
						Average price	Min. price	Max. price		
BLKB	Housing compensation notes under the CONP Act	5	14,674	4,302.95	BGN	0.2930	0.2850	0.3000	0.2910	30.09.2019
BLKC	Registered compensation vouchers under the OUFL Act and RFLFF Act	82	258,379	229,906.84	BGN	0.8900	0.8687	0.9000	0.8860	30.09.2019
BLKD	Compensation notes under the CONP Act	13	80,100	23,563.70	BGN	0.2940	0.2850	0.2990	0.2910	30.09.2019

Exchange Traded Products Segment

Issue	Issuer	Trades	Volume (lots)	Turnover (BGN)	Trading currency	Weighted Values			Closing price	As from
						Average price	Min. price	Max. price		
BGX	Expat Bulgaria SOFIX UCITS ETF	35	257,963	251,623.02	BGN	0.9750	0.9741	1.0000	1.0000	26.09.2019
ESNB	Expat Serbia BELEX15 UCITS ETF	1	5	9.62	EUR	0.9840	0.9840	0.9840	0.9840	02.09.2019
GRX	Expat Greece ASE UCITS ETF	2	1,205	2,163.91	EUR	0.9180	0.9180	0.9570	0.9180	13.09.2019
MKK1	Expat Macedonia MBI10 UCITS ETF	1	500	1,287.92	EUR	1.3170	1.3170	1.3170	1.3170	19.09.2019
PLX	Expat Poland WIG20 UCITS ETF	1	400	615.70	EUR	0.7870	0.7870	0.7870	0.7870	24.09.2019
ROX	Expat Romania BET UCITS ETF	2	11,000	25,400.46	EUR	1.1810	1.1170	1.1870	1.1870	27.09.2019
SLQX	Expat Slovenia SBI TOP UCITS ETF	1	5	8.94	EUR	0.9140	0.9140	0.9140	0.9140	02.09.2019

Subscription Rights Segment

Issue	Issuer	Trades	Volume (lots)	Turnover (BGN)	Trading currency	Weighted Values			Closing price	As from
						Average price	Min. price	Max. price		
5CQ1	Capital Management SPV-Sofia	1	857,260	857.26	BGN	0.0010	0.0010	0.0010	0.0010	02.09.2019
6SB1	Super Borovetz Property Fund REIT-Varna	6	12,257,863	12,257.86	BGN	0.0010	0.0010	0.0010	0.0010	16.09.2019
BPT4	Bulgarian Private Equity Fund AD-Sofia	5	855,000	855.00	BGN	0.0010	0.0010	0.0010	0.0010	19.09.2019

Government Securities Segment (No trades in the reported period)

IPO Segment (No trades in the reported period)

Privatisation Segment (No trades in the reported period)

Total trading statistics on a regulated market with indices components

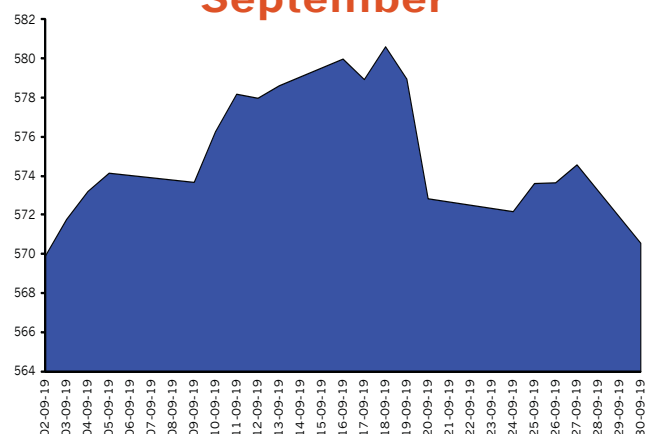
Index	Volume Traded		Value Traded		Trades	
	Total volume (lots)	% of total volume	Total turnover (BGN)	% of total turnover	All trades #	% of all trades
SOFIX	3,414,327	61.49%	9,082,361.98	42.14%	1,534	51.88%
BGBX 40	4,566,759	82.24%	16,384,378.20	76.02%	2,799	94.66%
BG REIT	195,308	3.52%	495,853.98	2.30%	184	6.22%
BG TR30	4,451,806	80.17%	14,608,844.43	67.78%	2,372	80.22%
CGIX *	1,759,735	31.69%	6,287,290.21	29.17%	765	25.87%

Market capitalisation of indices components

Index	Total (BGN)	% of total capitalization
SOFIX	3,380,605,927.11	38.43%
BGBX 40	6,563,463,861.91	74.61%
BG REIT	489,793,625.44	5.57%
BG TR30	5,556,073,582.95	63.16%
CGIX *	1,535,666,847.79	17.46%

* CGIX is an index of the National Corporate Governance Commission, which is just computed and promoted by BSE as from September 19, 2011.

SOFIX in September



SOFIX Components

Issuer	Min. price	Max. price	Volume (lots)	Trades	Turnover (BGN)
Advance Terrafund REIT-Sofia	1.8950	1.9450	91,396	88	175,390.16
Albena AD-Albena	41.0000	43.4000	57,948	191	2,481,932.40
Gradus AD-Stara Zagora	1.6700	1.7300	117,781	121	199,975.17
Doverie United Holding PLC-Sofia	3.1600	3.3800	197,490	185	651,818.00
Eurohold Bulgaria AD-Sofia	1.8000	1.9900	532,724	25	1,012,053.60
Elana Agrocredit AD-Sofia	1.1100	1.1600	149,098	64	169,931.97
Industrial Holding Bulgaria PLC-Sofia	1.0000	1.0500	1,078,571	60	1,089,890.15
Monbat AD-Sofia	6.3000	6.7000	257,690	147	1,706,760.05
Sirma Group Holding JSC-Sofia	0.6850	0.7300	378,542	114	267,197.04
Sopharma AD-Sofia	3.2600	3.4800	185,441	208	626,782.84
CB First Investment Bank AD-Sofia	3.1200	3.3000	4,046	19	12,892.66
CB Central Cooperative Bank AD-Sofia	1.5700	1.6450	130,940	64	209,712.14
Bulgarian Real Estate Fund REIT-Sofia	1.9700	2.0000	71,508	85	141,938.42
Chimimport AD-Sofia	1.6600	1.7400	159,459	109	270,476.99
Holding Varna AD-Varna	37.6000	39.6000	1,693	54	65,610.40

BGBX 40 Components

Issuer	Min. price	Max. price	Volume (lots)	Trades	Turnover (BGN)
Agria Group Holding AD-Varna	7.9500	8.3000	30,305	38	241,560.30
Advance Terrafund REIT-Sofia	1.8950	1.9450	91,396	88	175,390.16
Albena AD-Albena	41.0000	43.4000	57,948	191	2,481,932.40
Alcomet AD-Shumen	9.3000	10.1000	2,249	20	21,768.15
Allterco AD-Sofia	2.8800	3.5000	35,174	84	114,009.44
Bravo Property Fund REIT-Sofia	1.0300	1.0500	9,754	6	10,132.06
Bulgarian Stock Exchange-Sofia	4.9200	5.2000	16,477	17	84,019.28
Gradus AD-Stara Zagora	1.6700	1.7300	117,781	121	199,975.17
Doverie United Holding PLC-Sofia	3.1600	3.3800	197,490	185	651,818.00
Eurohold Bulgaria AD-Sofia	1.8000	1.9900	532,724	25	1,012,053.60
Elana Agrocredit AD-Sofia	1.1100	1.1600	149,098	64	169,931.97
Zarneni Hrani Bulgaria AD-Sofia	0.2120	0.2260	14,383	14	3,139.94
Industrial Capital Holding AD-Sofia	2.3000	2.4200	126,622	48	301,615.62
Industrial Holding Bulgaria PLC-Sofia	1.0000	1.0500	1,078,571	60	1,089,890.15
Odessos Shiprepair Yard AD-Varna	66.0000	70.0000	203	9	13,612.00
Korado Bulgaria AD-Strazhitsa	6.4500	6.7500	4,149	33	27,428.50
Monbat AD-Sofia	6.3000	6.7000	257,690	147	1,706,760.05
M+S Hydraulic AD-Kazanlak	5.9000	7.0000	207,982	211	1,315,123.45
Neochim AD-Dimitrovgrad	22.0000	22.0000	109	3	2,398.00
Severcoop Gamza Holding AD-Sofia	3.6600	3.6800	470	12	1,726.20
Synergion Holding AD-Sofia	0.9100	1.0400	13,121	25	13,040.88
Sirma Group Holding JSC-Sofia	0.6850	0.7300	378,542	114	267,197.04
Sopharma AD-Sofia	3.2600	3.4800	185,441	208	626,782.84
Sopharma Properties REIT-Sofia	6.2500	6.4500	90,437	73	575,105.20
Sopharma Trading AD-Sofia	6.1500	6.6000	83,902	179	534,000.30
Sofia Commerce-Pawn Brokerage AD-Sofia	4.9800	5.2500	2,721	16	13,929.50
Speedy AD-Sofia	46.4000	50.0000	25,586	55	1,216,040.80
Stara Planina Hold AD-Sofia	5.0500	5.5500	381,760	193	1,992,567.90
CB First Investment Bank AD-Sofia	3.1200	3.3000	4,046	19	12,892.66
CB Central Cooperative Bank AD-Sofia	1.5700	1.6450	130,940	64	209,712.14
Trace Group Hold AD-Sofia	2.6200	2.9200	14,183	47	39,545.06
Bulgarian Real Estate Fund REIT-Sofia	1.9700	2.0000	71,508	85	141,938.42
Hydraulic Elements and Systems AD-Yambol	4.6400	4.9800	66,102	38	315,786.30
Chimimport AD-Sofia	1.6600	1.7400	159,459	109	270,476.99
Holding Varna AD-Varna	37.6000	39.6000	1,693	54	65,610.40
Holding Nov Vek AD-Sofia	15.5000	17.0000	15,062	27	245,402.00
Holding Sveta Sofia AD-Sofia	3.6400	3.8600	1,191	17	4,445.74
Tchaikapharma High Quality Medicines AD-Sofia	9.7000	9.9500	8,744	23	86,769.20
CEZ Distribution Bulgaria AD-Sofia	204.0000	220.0000	562	63	119,326.00
Yuri Gagarin PLC-Plovdiv	7.6000	8.3000	1,184	14	9,524.40

BGBX 40 in September

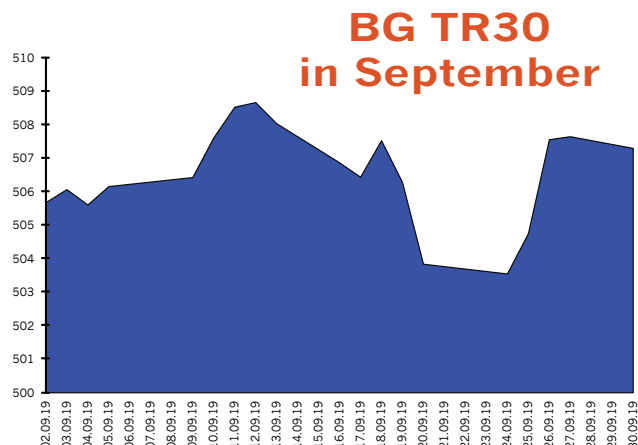
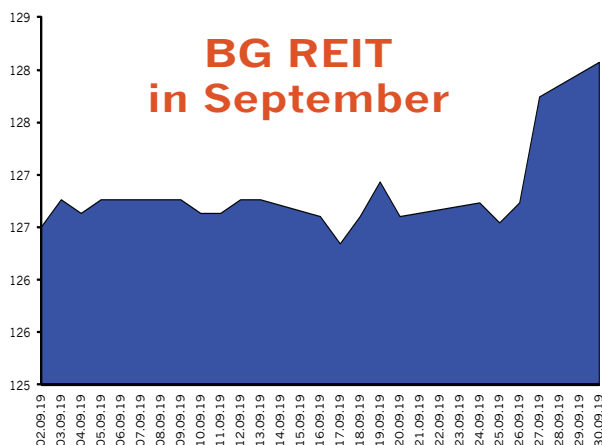


BG REIT Components

Issuer	Min. price	Max. price	Volume (lots)	Trades	Turnover (BGN)
Advance Terrafund REIT-Sofia	1.8950	1.9450	91,396	88	175,390.16
Aktiv Properties REIT-Plovdiv	6.5500	6.8500	400	4	2,675.00
Balkan and Sea Properties REIT-Varna	16.6000	16.6000	6,950	1	115,370.00
Roi Property Fund REIT-Sofia	5.8000	5.8000	50	1	290.00
Super Borovetz Property Fund REIT-Varna	2.4000	2.4000	25,000	3	60,000.00
Bulgarian Real Estate Fund REIT-Sofia	1.9700	2.0000	71,508	85	141,938.42
CCB Real Estate Fund REIT-Sofia	47.6000	47.6000	4	2	190.40

BG TR30 Components

Issuer	Min. price	Max. price	Volume (lots)	Trades	Turnover (BGN)
235 Holdings AD-Sofia	n/a	n/a	0	0	0.00
Advance Terrafund REIT-Sofia	1.8950	1.9450	91,396	88	175,390.16
Albena AD-Albena	41.0000	43.4000	57,948	191	2,481,932.40
Balkan and Sea Properties REIT-Varna	16.6000	16.6000	6,950	1	115,370.00
Velgraf Asset Management AD-Sofia	n/a	n/a	0	0	0.00
Gradus AD-Stara Zagora	1.6700	1.7300	117,781	121	199,975.17
Doverie United Holding PLC-Sofia	3.1600	3.3800	197,490	185	651,818.00
Eurohold Bulgaria AD-Sofia	1.8000	1.9900	532,724	25	1,012,053.60
Elana Agrocredit AD-Sofia	1.1100	1.1600	149,098	64	169,931.97
Galata Investment Company AD-Varna	1.8600	1.8800	225,105	7	419,397.40
Investor.BG AD-Sofia	16.2000	16.4000	9,755	5	159,361.20
Industrial Holding Bulgaria PLC-Sofia	1.0000	1.0500	1,078,571	60	1,089,890.15
M+S Hydraulic AD-Kazanlak	5.9000	7.0000	207,982	211	1,315,123.45
Monbat AD-Sofia	6.3000	6.7000	257,690	147	1,706,760.05
Severcoop Gamza Holding AD-Sofia	3.6600	3.6800	470	12	1,726.20
Synthetica AD-Sofia	42.6000	42.6000	120	3	5,112.00
Sirma Group Holding JSC-Sofia	0.6850	0.7300	378,542	114	267,197.04
Sopharma AD-Sofia	3.2600	3.4800	185,441	208	626,782.84
Sopharma Properties REIT-Sofia	6.2500	6.4500	90,437	73	575,105.20
Sopharma Trading AD-Sofia	6.1500	6.6000	83,902	179	534,000.30
Stara Planina Hold AD-Sofia	5.0500	5.5500	381,760	193	1,992,567.90
CB First Investment Bank AD-Sofia	3.1200	3.3000	4,046	19	12,892.66
CB Central Cooperative Bank AD-Sofia	1.5700	1.6450	130,940	64	209,712.14
Trace Group Hold AD-Sofia	2.6200	2.9200	14,183	47	39,545.06
Bulgarian Real Estate Fund REIT-Sofia	1.9700	2.0000	71,508	85	141,938.42
Chimimport AD-Sofia	1.6600	1.7400	159,459	109	270,476.99
Holding Varna AD-Varna	37.6000	39.6000	1,693	54	65,610.40
Holding Nov Vek AD-Sofia	15.5000	17.0000	15,062	27	245,402.00
Holding Sveta Sofia AD-Sofia	3.6400	3.8600	1,191	17	4,445.74
CEZ Distribution Bulgaria AD-Sofia	204.0000	220.0000	562	63	119,326.00

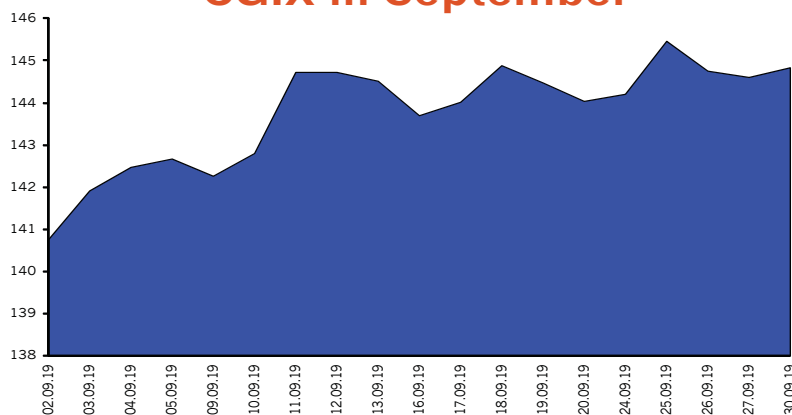


Corporate Governance Index CGIX

CGIX Components

Issuer	Min. price	Max. price	Volume (lots)	Trades	Turnover (BGN)
Albena AD-Albena	41.0000	43.4000	57,948	191	2,481,932.40
Bulgarian Stock Exchange-Sofia	4.9200	5.2000	16,477	17	84,019.28
Industrial Holding Bulgaria PLC-Sofia	1.0000	1.0500	1,078,571	60	1,089,890.15
Korado Bulgaria AD-Strazhitsa	6.4500	6.7500	4,149	33	27,428.50
Monbat AD-Sofia	6.3000	6.7000	257,690	147	1,706,760.05
Sopharma AD-Sofia	3.2600	3.4800	185,441	208	626,782.84
Chimimport AD-Sofia	1.6600	1.7400	159,459	109	270,476.99

CGIX in September



CGIX is the index of the companies enjoying good corporate governance as selected by the National Corporate Governance Commission.

The starting date of calculation of the CGIX is September 19, 2011.

CGIX is an index of the National Corporate Governance Commission but is currently computed and promoted by BSE.

The Rules on calculating the Corporate Governance Index (CGIX) are available in Bulgarian at http://download.bse-sofia.bg/others/CGIX_Index_Rules_BG.pdf

Premium Equities Segment* (based on non-consolidated reports**)

Issue	Issuer	P / E	P / S	P / B	P / EBIT	ROA	EBIT / Total Asts.	ROE	EBIT / Equity	Current Ratio	Debt / Equity	Assets Turnover
4CF	CB Central Cooperative Bank AD-Sofia			0.37							0.90	
5F4	CB First Investment Bank AD-Sofia	2.20	0.93	0.42		0.02		0.19			0.91	
6C4	Chimimport AD-Sofia	11.79	6.97	0.32	9.59	0.02	0.03	0.03	0.03	2.84	0.16	0.04
4KX	Korado Bulgaria AD-Strazhitsa	16.53	1.95	4.12	12.37	0.17	0.19	0.25	0.28	3.23	0.30	1.46
5MB	Monbat AD-Sofia	53.23	0.70	1.57	15.85	0.01	0.03	0.03	0.06	1.61	0.53	1.03
SKK	Sirma Group Holding JSC-Sofia	19.53	12.34	0.58	13.98	0.02	0.03	0.03	0.04	0.60	0.23	0.04
3JR	Sopharma AD-Sofia	12.76	1.93	0.83	7.63	0.05	0.06	0.07	0.08	1.38	0.25	0.34

Premium Equities Segment* (based on consolidated reports**)

Issue	Issuer	P / E	P / S	P / B	P / EBIT	ROA	EBIT / Total Asts.	ROE	EBIT / Equity	Current Ratio	Debt / Equity	Assets Turnover
4CF	CB Central Cooperative Bank AD-Sofia	3.49	1.01	0.35		0.01		0.11			0.91	
5F4	CB First Investment Bank AD-Sofia	2.00	0.88	0.40		0.02		0.20			0.91	
6C4	Chimimport AD-Sofia	5.25	0.03	0.27	2.45	0.05	0.08	0.06	0.10	1.15	0.82	10.22
4KX	Korado Bulgaria AD-Strazhitsa											
5MB	Monbat AD-Sofia	43.92	0.80	1.10	8.64	0.02	0.04	0.04	0.08	1.74	0.51	0.89
SKK	Sirma Group Holding JSC-Sofia	5.23	0.70	0.46	3.12	0.09	0.10	0.11	0.13	0.94	0.23	0.66
3JR	Sopharma AD-Sofia	14.08	0.35	0.85	5.02	0.05	0.07	0.06	0.09	1.04	0.54	1.92

Standard Equities Segment* (based on non-consolidated reports**)

Issue	Issuer	P / E	P / S	P / B	P / EBIT	ROA	EBIT / Total Asts.	ROE	EBIT / Equity	Current Ratio	Debt / Equity	Assets Turnover
94G	235 Holdings AD-Sofia			21.29						6.83		
A72	Agria Group Holding AD-Varna	31.99	11.27	1.01	15.37	0.01	0.03	0.03	0.06	0.67	0.55	0.04
6AB	Albena AD-Albena	15.03	1.80	0.40	5.54	0.02	0.02	0.03	0.03	0.35	0.25	0.17
6AM	Alcomet AD-Shumen	16.39	0.51	0.83	6.58	0.03	0.04	0.05	0.07	1.47	0.42	0.99
A4L	Allterco AD-Sofia	25.67	141.09	2.70	24.26	0.09	0.10	0.11	0.12	8.57	0.16	0.02
A00	BG Agro AD-Varna	774.06	65.67	0.93	555.50					1.46	0.03	0.01
5BP	Billboard AD-Sofia	38.16	0.52	0.23	2.93		0.01	0.01	0.02	1.74	0.38	0.28
5BR	Bulgarian River Shipping AD-Ruse		1.83	0.33						0.50	0.21	0.14
BSO	Bulgarian Stock Exchange-Sofia	22.53	7.64	2.84	22.16	0.12	0.12	0.14	0.13	5.47	0.10	0.36
5BN	CB Bulgarian American Credit Bank AD-Sofia	13.16	3.51	0.86		0.01		0.07			0.87	
5CP	CB Texim Bank AD-Sofia	74.87	5.50	2.09				0.03			0.88	
3CZ	CEZ Distribution Bulgaria AD-Sofia		1.18	0.70	5.59					0.68	0.34	0.40
1CZ	CEZ Electro Bulgaria AD-Sofia	6.87	0.22	0.81	6.03	0.06	0.07	0.12	0.14	2.20	0.48	1.87
5DOV	Doverie United Holding PLC-Sofia		43.34	1.93						6.53	0.52	0.02
0EA	Elana Agrocredit AD-Sofia	15.96	5.31	1.03	11.59	0.04	0.06	0.06	0.09	4.59	0.33	0.12
52E	Elhim Iskra AD-Pazardzhik	28.58	0.62	0.64	8.38	0.02	0.02	0.02	0.03	9.34	0.12	0.96
57E	EMKA AD-Sevlievo	18.18	0.55	1.38	9.16	0.07	0.08	0.08	0.09	5.22	0.13	2.22
5EO	Etropal AD-Etropole	833.33	3.47	5.40	33.54		0.02	0.01	0.05	0.89	0.64	0.60
4EH	Eurohold Bulgaria AD-Sofia	197.60	15.39	1.10	18.62		0.03	0.01	0.06	0.12	0.45	0.04
5AF	Far AD-Sofia											
4F6	Fazerles AD-Silistra	57.16	0.74	0.48	10.46	0.01	0.01	0.01	0.01	16.74	0.06	0.61
4F8	Formoplast AD-Kardzhali		14.67	9.01	186.65					1.84	0.23	0.48
GTH	Galata Investment Company AD-Varna		26.37	1.67						4.36	0.01	0.06
GR6	Gradus AD-Stara Zagora		1.33			0.04	0.04	0.04	0.04	3.01	0.07	0.05
GT2	Green Town Projects PLC-Sofia											
58E	Himsnab Bulgaria AD-Sofia	49.47	92.41	1.33	44.71	0.02	0.02	0.03	0.03	2.98	0.21	0.01
6N3	Holding Nov Vek AD-Sofia	54.36	12.64	1.73	19.21	0.01	0.03	0.04	0.10	1.95	0.55	0.05
4HS	Holding Sveta Sofia AD-Sofia	8.59	4.82	0.99	5.65	0.05	0.08	0.14	0.21	1.10	0.60	0.09
5V2	Holding Varna AD-Varna	42.79	22.44	1.28	25.88	0.02	0.03	0.03	0.05	3.58	0.21	0.04

* Ratios are calculated on the base of the last weighted-average price as of the end of the month

** Financial reports data (ttm)

Methodology for Calculation of Financial Ratios is available at http://download.bse-sofia.bg/pdf/methodology_en.pdf

Financial Ratios

September
2019

Issue	Issuer	P / E	P / S	P / B	P / EBIT	ROA	EBIT / Total Asts.	ROE	EBIT / Equity	Current Ratio	Debt / Equity	Assets Turnover
4HE	Hydraulic Elements and Systems AD-Yambol	16.13	1.35	2.44	9.27	0.12	0.13	0.15	0.17	2.06	0.24	1.38
4I8	Industrial Capital Holding AD-Sofia	19.33	11.30	1.44	19.29	0.07	0.07	0.08	0.08	6.65	0.07	0.13
4ID	Industrial Holding Bulgaria PLC-Sofia	8.98	8.06	0.43	8.67	0.05	0.05	0.05	0.05	2.36	0.06	0.05
6R1	Industry Development Holding JSC-Sofia	4.80	2.68	1.01	2.87	0.08	0.14	0.24	0.40	2.96	0.61	0.15
4IN	Investor.BG AD-Sofia	326.77	8.43	2.00	214.28	0.01		0.01		2.13	0.17	0.20
4L4	Lavena AD-Shumen	34.31	1.86	1.71	14.21	0.03	0.05	0.05	0.07	3.22	0.32	0.63
5MH	M+S Hydraulic AD-Kazanlak	21.08	2.12	3.38	12.00	0.12	0.14	0.16	0.17	2.25	0.28	1.24
178B	Neo London Capital PLC-Sofia	7.73		0.86	4.10	0.05	0.09	0.12	0.23	11.86	0.60	
3NB	Neochim AD-Dimitrovgrad		0.21	0.63						1.53	0.31	2.04
5ODE	Odessos Shiprepair Yard AD-Varna	24.95	1.07	0.62	9.81	0.02	0.02	0.02	0.03	1.91	0.09	0.52
4O1	Oil and Gas Exploration and Production AD-Sofia	27.17	3.23	0.82	9.20	0.02	0.03	0.03	0.04	2.14	0.22	0.20
5PET	Petrol AD-Sofia		0.03	1.57						1.33	0.91	4.36
P2B	Port Flot-Burgas AD-Burgas											
RGL	Regala Invest AD-Varna	4323.00	125.00	2.19	182.02		0.01		0.01	1.42	0.14	0.02
6R2	Rodna Zemya Holding AD-Dobrich	11.09	5.61	1.29	7.41	0.05	0.08	0.14	0.20	1.68	0.52	0.11
6S4	Severcoop Gamza Holding AD-Sofia	12.84	4.47	0.86	6.33	0.03	0.07	0.08	0.15	2.03	0.64	0.09
6S5	Sila Holding AD-Stara Zagora	15.76	12.11	1.51	13.77	0.08	0.09	0.10	0.11	82.08	0.16	0.10
6SOA	Sofia Commerce-Pawn Brokerage AD-Sofia	11.76	2.03	1.11	10.13	0.09	0.10	0.10	0.11	5.92	0.16	0.50
SO5	Sopharma Trading AD-Sofia	10.87	0.27	2.64	7.10	0.05	0.07	0.25	0.31	1.07	0.80	2.04
OSP	Speedy AD-Sofia	19.96	1.92	4.85	8.65	0.11	0.14	0.24	0.30	0.66	0.61	1.18
3NJ	SS Konstantine And Elena Holding AD-Varna		8.60	1.31						0.81	0.46	0.09
5SR	Stara Planina Hold AD-Sofia	17.78	15.08	2.81	17.78	0.14	0.14	0.16	0.16	1.43	0.20	0.16
6S7	Synergon Holding AD-Sofia		3.45	0.15						0.74	0.30	0.03
EHN	Synthetica AD-Sofia	82.61	41.51	7.34	54.31	0.04	0.06	0.09	0.14	1.09	0.71	0.07
7TH	Tchaikapharma High Quality Medicines AD-Sofia	65.40	19.24	8.26	46.05	0.10	0.11	0.12	0.13	5.99	0.13	0.35
3TV	Toplivo AD-Sofia		0.08	0.15						2.06	0.39	1.08
T57	Trace Group Hold AD-Sofia	7.24	0.40	0.61	5.64	0.06	0.06	0.09	0.09	2.19	0.29	1.03
1VX	Velgraf Asset Management AD-Sofia	94.53	17.42	2.33	37.00	0.02	0.03	0.02	0.04	1.78	0.25	0.09
4PX	Yuri Gagarin PLC-Plovdiv		0.08	0.09	1.03		0.01		0.01	2.09	0.40	0.77
T43	Zarneni Hrani Bulgaria AD-Sofia	12.39	37.51	0.17	9.82	0.01	0.01	0.01	0.02	0.86	0.17	
3ZL	Zlatni Pyasatsi AD-Varna		1.07	0.12	41.59					4.23	0.06	0.10

Standard Equities Segment* (based on consolidated reports**)

Issue	Issuer	P / E	P / S	P / B	P / EBIT	ROA	EBIT / Total Asts.	ROE	EBIT / Equity	Current Ratio	Debt / Equity	Assets Turnover
94G	235 Holdings AD-Sofia		3,065.33	21.67						7.46	0.11	
A72	Agria Group Holding AD-Varna	4.32	0.20	0.37	2.08	0.10	0.16	0.25	0.37	1.14	0.58	2.31
6AB	Albena AD-Albena	21.32	1.40	0.40	5.18	0.01	0.02	0.02	0.02	0.48	0.31	0.22
6AM	Alcomet AD-Shumen	16.39	0.51	0.83	6.58	0.03	0.04	0.05	0.07	1.47	0.42	0.99
A4L	Allterco AD-Sofia	13.68	1.02	1.77	9.17	0.17	0.20	0.21	0.25	1.96	0.29	2.29
A00	BG Agro AD-Varna	9.03	0.54	0.67	5.16	0.10	0.12	0.10	0.12	1.04	0.42	1.64
5BP	Billboard AD-Sofia	48.33	0.12	0.22	1.19		0.04		0.06	0.89	0.54	1.24
5BR	Bulgarian River Shipping AD-Ruse		1.26	0.30						0.98	0.16	0.20
BSO	Bulgarian Stock Exchange-Sofia	8.85	3.04	2.16	7.33	0.31	0.35	0.35	0.39	1.17	0.82	0.90
5BN	CB Bulgarian American Credit Bank AD-Sofia	12.57	3.45	0.85		0.01		0.07			0.87	
5CP	CB Texim Bank AD-Sofia	72.55	5.35	2.08				0.03			0.88	
3CZ	CEZ Distribution Bulgaria AD-Sofia		1.15	0.69	5.11					0.71	0.34	0.41
5DOV	Doverie United Holding PLC-Sofia	6.99	0.37	0.83	2.67	0.17	0.30	0.33	0.57	0.89	0.72	3.25
5EO	Etropal AD-Etropole	585.11	3.43	5.27	32.62		0.02	0.01	0.06	0.92	0.64	0.61

* Ratios are calculated on the base of the last weighted-average price as of the end of the month

** Financial reports data (ttm)

Methodology for Calculation of Financial Ratios is available at http://download.bse-sofia.bg/pdf/methodology_en.pdf

Financial Ratios

September
2019

Issue	Issuer	P / E	P / S	P / B	P / EBIT	ROA	EBIT / Total Asts.	ROE	EBIT / Equity	Current Ratio	Debt / Equity	Assets Turnover	
4EH	Eurohold Bulgaria AD-Sofia	24.05	0.25	2.20	6.58	0.03	0.07	0.05	0.13	1.09	0.86	2.50	
GR6	Gradus AD-Stara Zagora			1.33		0.06	0.07	0.07	0.08	2.54	0.17	0.63	
58E	Himsnab Bulgaria AD-Sofia	21.22	4.15	1.04	11.41	0.05	0.09	0.06	0.11	2.16	0.37	0.25	
6N3	Holding Nov Vek AD-Sofia	4.79	1.14	1.93	3.44	0.13	0.17	0.41	0.52	3.66	0.68	0.57	
4HS	Holding Sveta Sofia AD-Sofia	6.16	1.03	0.99	3.34	0.07	0.13	0.19	0.35	1.04	0.76	0.42	
5V2	Holding Varna AD-Varna	44.09	2.97	1.24	16.27	0.02	0.03	0.03	0.04	1.88	0.52	0.33	
4I8	Industrial Capital Holding AD-Sofia	18.33	0.13	0.54	1.20	0.06	0.57	0.07	0.59	3.15	0.21	8.81	
4ID	Industrial Holding Bulgaria PLC-Sofia	10.58	0.97	0.33	3.78	0.04	0.06	0.04	0.06	1.20	0.20	0.43	
6R1	Industry Development Holding JSC-Sofia	6.07	2.03	0.75	2.73	0.07	0.14	0.19	0.41	3.09	0.66	0.19	
4IN	Investor.BG AD-Sofia		4.48	2.67						1.83	0.48	0.38	
4L4	Lavena AD-Shumen	29.62	1.86	1.68	12.43	0.04	0.05	0.06	0.08	3.19	0.32	0.63	
5MH	M+S Hydraulic AD-Kazanlak	20.47	2.05	3.52	11.56	0.13	0.14	0.16	0.18	2.24	0.29	1.28	
3NB	Neochim AD-Dimitrograd		0.21	0.63						1.54	0.31	2.05	
4O1	Oil and Gas Exploration and Production AD-Sofia	22.35	1.89	0.93	7.24	0.02	0.03	0.03	0.04	2.66	0.22	0.27	
5PET	Petrol AD-Sofia		0.03	1.42						1.24	0.91	4.45	
6R2	Rodna Zemya Holding AD-Dobrich	3.41	0.58	1.12	2.41	0.18	0.23	0.44	0.56	1.76	0.66	1.04	
6S4	Severcoop Gamza Holding AD-Sofia	14.41	2.76	0.87	4.26	0.03	0.09	0.07	0.21	2.15	0.78	0.15	
6S5	Sila Holding AD-Stara Zagora			1.41	1.53					2.08	0.56		
6SOA	Sofia Commerce-Pawn Brokerage AD-Sofia	8.28	1.41	1.10	7.12	0.10	0.11	0.11	0.12	4.87	0.22	0.57	
SO5	Sopharma Trading AD-Sofia	23.81	0.23	3.00	8.69	0.02	0.04	0.11	0.17	1.05	0.84	2.49	
OSP	Speedy AD-Sofia	22.86	1.26	5.66	7.26	0.10	0.13	0.21	0.28	0.77	0.71	1.80	
3NJ	SS Konstantine And Elena Holding AD-Varna		1.83	1.60						0.44	0.72	0.41	
5SR	Stara Planina Hold AD-Sofia	16.55	0.47	1.15	3.29	0.15	0.44	0.17	0.51	2.61	0.23	5.28	
6S7	Synergon Holding AD-Sofia		0.05	0.08	2.49					1.47	0.26	2.20	
EHN	Synthetica AD-Sofia		3.15	7.71	40.62					0.77	0.74	0.98	
3TV	Toplivo AD-Sofia		0.07	0.15						2.59	0.37	1.32	
T57	Trace Group Hold AD-Sofia	6.57	0.21	0.66	3.79	0.06	0.08	0.10	0.12	1.37	0.49	1.96	
1VX	Velgraf Asset Management AD-Sofia			2.33	35.88					1.78	0.26		
4PX	Yuri Gagarin PLC-Plovdiv		0.06	0.09	0.93				0.01	0.01	2.08	0.41	0.97
T43	Zarneni Hrani Bulgaria AD-Sofia	7.81	0.53	0.18	2.20	0.02	0.04	0.02	0.04	1.63	0.25	0.27	
3ZL	Zlatni Pyasatsi AD-Varna		0.49	0.13	9.58					4.39	0.08	0.22	

SPVs Segment* (based on non-consolidated reports**)

Issue	Issuer	P / E	P / S	P / B	P / EBIT	ROA	EBIT / Total Asts.	ROE	EBIT / Equity	Current Ratio	Debt / Equity	Assets Turnover
6A6	Advance Terrafund REIT-Sofia	14.51	8.94	0.66	14.51	0.04	0.04	0.05	0.05	3.45	0.03	0.07
5AX	Aktiv Properties REIT-Plovdiv	21.42	1.16	0.67	20.07	0.02	0.03	0.03	0.03	1.37	0.11	0.43
5H4	Balkan and Sea Properties REIT-Varna	16.15	11.17	2.00	12.89	0.08	0.10	0.14	0.17	14.90	0.41	0.11
BPY	Bravo Property Fund REIT-Sofia		37.11	1.05						4.63	0.47	0.02
5BU	Bulgarian Real Estate Fund REIT-Sofia	9.35	6.52	0.65	8.95	0.06	0.06	0.07	0.07	6.55	0.10	0.09
9BH	Bulgarian Receivables Fund SPE-Sofia			1.08						2.06	0.48	
5BD	Bulland Investments REIT-Sofia			0.98						0.17	0.11	
5EX	Exclusive Property REIT-Sofia	3.66	11.45	1.01	3.37	0.15	0.16	0.31	0.33	0.21	0.48	0.05
E7P	Expat Beta REIT-Sofia		28.57	0.90						0.10	0.21	0.02
6F3	FairPlay Properties REIT-Sofia	8.07	0.76	0.31	6.73	0.03	0.03	0.04	0.04	6.53	0.17	0.31
FAW	Finance Assistance Management SPV-Sofia											
RPR	Roi Property Fund REIT-Sofia	5.43	2.04	1.25	4.17	0.10	0.13	0.25	0.33	2.91	0.56	0.27
6S6	Sopharma Properties REIT-Sofia	122.08	11.86	2.18	18.88	0.01	0.08	0.02	0.12	0.20	0.29	0.13
6SB	Super Borovetz Property Fund REIT-Varna		30.87	1.42	22.37		0.02		0.06	0.41	0.66	0.02

* Ratios are calculated on the base of the last weighted-average price as of the end of the month

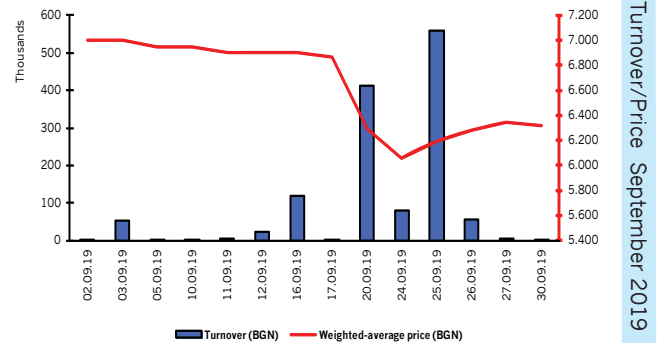
** Financial reports data (ttm)

Methodology for Calculation of Financial Ratios is available at http://download.bse-sofia.bg/pdf/methodology_en.pdf

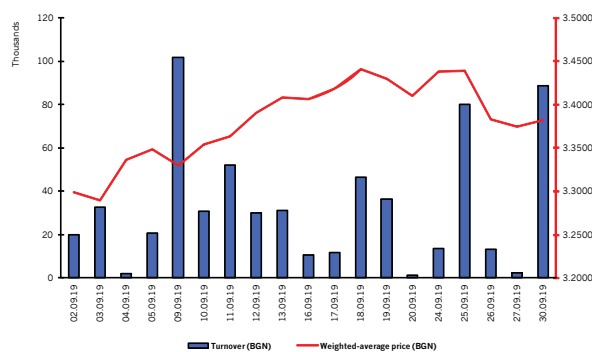
Top 5 Stocks by Trades **September 2019**

M+S Hydraulic

BSE code of the issue	5MH
Volume of the issue (common shares)	39,445,200
Nominal value (BGN per share)	1.00
Last gross dividend 2018 (BGN per share)	0.3000
Trading on regulated market as from the beginning of the year	
Volume in lots	410,519
Value in BGN	2,818,689.95
Trades	551



Turnover/Price September 2019

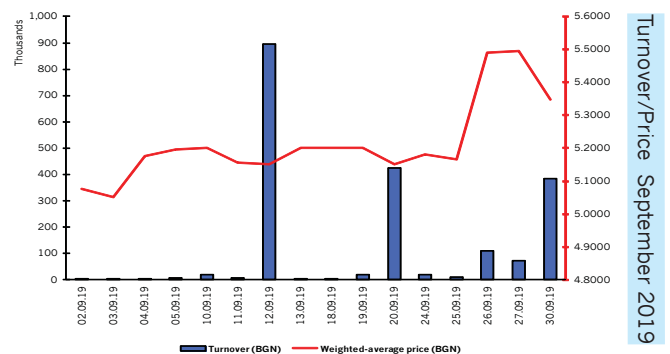


Sopharma

BSE code of the issue	3JR
Volume of the issue (common shares)	134,797,899
Nominal value (BGN per share)	1.00
Last gross dividend 2018 (BGN per share)	0.00
Trading on regulated market as from the beginning of the year	
Volume in lots	1,441,481
Value in BGN	4,844,796.06
Trades	1,511

Stara Planina Hold

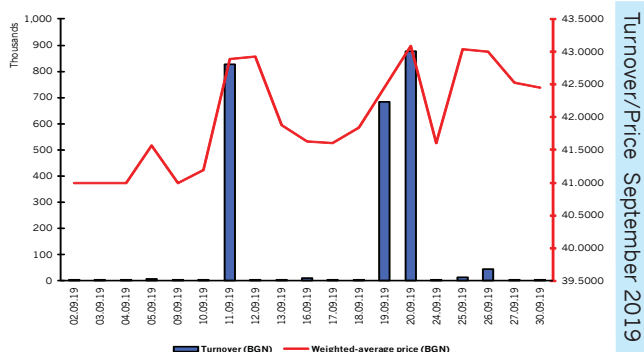
BSE code of the issue	5SR
Volume of the issue (common shares)	21,000,000
Nominal value (BGN per share)	1.00
Last gross dividend 2018 (BGN per share)	0.2421
Trading on regulated market as from the beginning of the year	
Volume in lots	581,751
Value in BGN	3,110,288.55
Trades	868



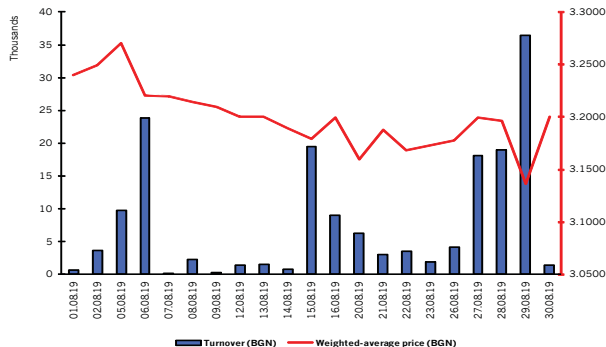
Top 5 Stocks by Trades **September 2019**

Albena

BSE code of the issue	6AB
Volume of the issue (common shares)	4,273,126
Nominal value (BGN per share)	1.00
Last gross dividend 2018 (BGN per share)	0.8000
Trading on regulated market as from the beginning of the year	
Volume in lots	168,574
Value in BGN	7,003,395.80
Trades	1,365



Turnover/Price September 2019



Doverie United Holding

BSE code of the issue	5DOV
Volume of the issue (common shares)	18,736,099
Nominal value (BGN per share)	1.00
Last gross dividend 2018 (BGN per share)	0.00
Trading on regulated market as from the beginning of the year	
Volume in lots	1,719,632
Value in BGN	4,659,793.20
Trades	2,044