

September
2018

MONTHLY BULLETIN



БФБ

BULGARIAN STOCK EXCHANGE

1000 Sofia, 6 Tri ushi St.

Tel: (+359 2) 937 09 45; Fax: (+359 2) 937 09 46

<http://www.bse-sofia.bg>; e-mail: bse@bse-sofia.bg

General Statistics

September
2018

Capitalization of BSE Main Market		Change	
As of 30 September 2018			
Market Segment	Capitalization	August * 2018	September * 2017
Premium Equities Segment	2,126,360,982.19	-0.51%	-5.63%
Standard Equities Segment	5,371,904,536.26	0.45%	-18.54%
Special Purpose Vehicles Segment	399,499,550.21	1.70%	-40.25%
Total Capitalization of BSE Main Market	7,897,765,068.66	0.25%	-17.01%

* as of the end of the period

Issues admitted to trading on BSE Main Market			
Market Segment	Number of new issues	Number of delisted issues	Number of listed issues as of the end of the month
Premium Equities Segment	0	0	7
Standard Equities Segment	0	1	49
Special Purpose Vehicles Segment	0	0	8
Bonds Segment	2	0	60
Compensatory Instruments Segment	0	0	3
Exchange Traded Products Segment	0	0	12
Subscription Rights Segment	0	1	0
Initial Public Offering Segment	0	0	0
Government Securities Segment	0	0	20
TOTAL :	2	2	159

* as of the end of the period

BSE Indices

SOFIX

Value *	624.39
Monthly change	-1.18%
Annual change	-9.26%
P/E **	11.17
P/B **	1.04

BGBX 40

Value *	121.93
Monthly change	-0.29%
Annual change	-9.24%
P/E **	13.02
P/B **	1.41

BG TR30

Value *	520.34
Monthly change	-0.24%
Annual change	-6.96%
P/E **	24.25
P/B **	1.58

BG REIT

Value *	117.79
Monthly change	0.61%
Annual change	2.53%
P/E **	12.19
P/B **	1.08

* Values as of 30 September 2018

** P (prices) are weighted-average

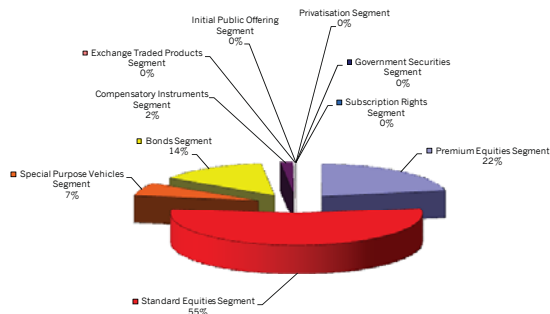
** Financial reports data (ttm)

Monthly Trading by BSE Main Market Segments

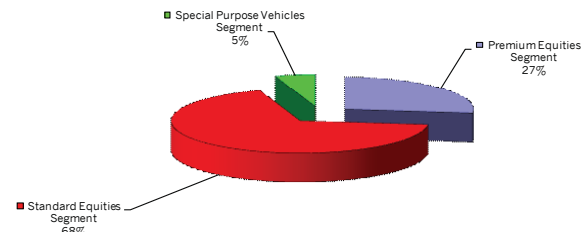
Market Segment	September 2018			Change in turnover (%)	
	Trades	Turnover (BGN)	Volume (lots)	August 2018	September 2017
Premium Equities Segment	921	3,697,060	1,494,414	-34.90%	-50.43%
Standard Equities Segment	1,685	9,314,859	3,347,745	-10.75%	-67.38%
Special Purpose Vehicles Segment	260	1,117,348	595,080	-56.49%	-60.97%
Bonds Segment	17	2,360,624	2,260	9.26%	-66.36%
Compensatory Instruments Segment	85	279,854	545,322	16.84%	-33.66%
Exchange Traded Products Segment	16	7,060	6,174	-95.13%	-99.15%
Subscription Rights Segment	5	4,450	4,449,499	-26.03%	-75.85%
Initial Public Offering Segment	0	0	0	n/a	n/a
Government Securities Segment	0	0	0	-100.00%	n/a
Privatisation Segment	0	0	0	n/a	n/a
TOTAL:	2,989	16,781,256	10,440,494	-62.24%	-64.42%
OTC trades ***	0	0	0	n/a	-100.00%

*** Effective as from 03 January 2018, no OTC trades may be announced through the trading system of BSE

Turnover by Segments of BSE Main Market



Capitalization by Segments of BSE Main Market



New issues admitted to trading on the BSE Main Market in September

Issue	Issuer	First Trading Day	Trading Currency	Amount of the issue in the respective currency	Market Segment
5CQB	Capital Management SPV-Sofia	14.09.2018	EUR	12,000,000	Bonds Segment
3Z9N	Zaharni Zavodi AD-Gorna Oryahovitsa	28.09.2018	BGN	18,828,800	Bonds Segment

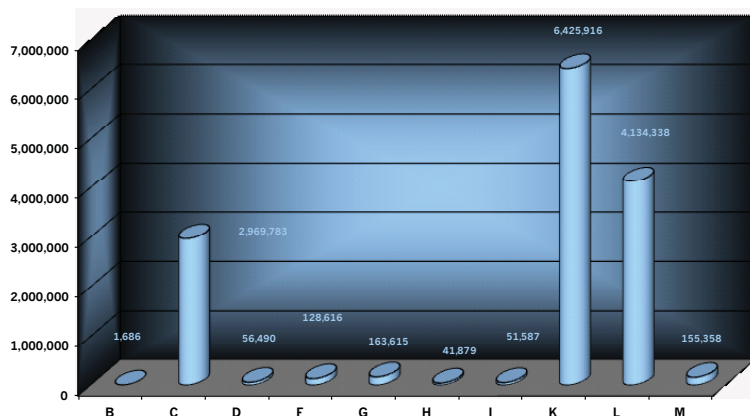
Daily-Average Trading by BSE Main Market Segments

Market Segment	September 2018			Change in turnover (%)	
	Trades	Turnover (BGN)	Volume (lots)	August 2018	September 2017
Premium Equities Segment	51	205,392	83,023	-16.82%	-47.68%
Standard Equities Segment	94	517,492	185,986	14.04%	-65.57%
Special Purpose Vehicles Segment	14	62,075	33,060	-44.40%	-58.81%
Bonds Segment	1	131,146	126	39.61%	-64.49%
Compensatory Instruments Segment	5	15,547	30,296	49.30%	-29.98%
Exchange Traded Products Segment	1	392	343	-93.78%	-99.10%
Subscription Rights Segment	0	247	247,194	-5.48%	-74.50%
Initial Public Offering Segment	0	0	0	n/a	n/a
Government Securities Segment	0	0	0	-100.00%	n/a
Privatisation Segment	0	0	0	n/a	n/a
TOTAL:	166	932,292	580,027	-51.75%	-62.44%
OTC trades ***	0	0	0	n/a	-100.00%

*** Effective as from 03 January 2018, no OTC trades may be announced through the trading system of BSE

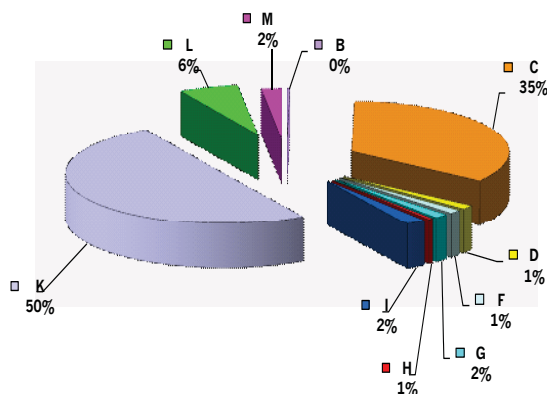
Trading by Industries (according to NACE.BG-2008)		Trades	Volume (lots)	Turnover (BGN)
B	Mining and quarrying	5	240	1,686.00
C	Manufacturing	699	593,708	2,969,782.76
D	Electricity,gas,steam and air conditioning supply	37	160	56,490.00
F	Construction	151	42,978	128,615.74
G	Wholesale and retail trade; repair of motor vehicles and motorcycles	116	46,203	163,615.32
H	Transportation and storage	22	13,517	41,878.50
I	Accommodation and food service activities	55	1,311	51,587.40
K	Financial and insurance activities	1,654	4,210,835	6,425,916.45
L	Real estate activities	47	361,637	4,134,337.60
M	Professional, scientific and technical activities	80	166,650	155,358.24

Share of industries in the total turnover (BGN) on the BSE Main Market in September



- B Mining and quarrying
- C Manufacturing
- D Electricity,gas,steam and air conditioning supply
- F Construction
- G Wholesale and retail trade; repair of motor vehicles and motorcycles
- H Transportation and storage
- I Accommodation and food service activities
- K Financial and insurance activities
- L Real estate activities
- M Professional, scientific and technical activities

Share of industries in the total turnover (BGN) on the BSE Main Market in the last 365 days



- B Mining and quarrying
- C Manufacturing
- D Electricity,gas,steam and air conditioning supply
- F Construction
- G Wholesale and retail trade; repair of motor vehicles and motorcycles
- H Transportation and storage
- I Accommodation and food service activities
- K Financial and insurance activities
- L Real estate activities
- M Professional, scientific and technical activities

TOP 5

Liquidity Ranking

Issuer	Trades	Volume (lots)	Turnover (BGN)
Sopharma AD-Sofia	353	334,524	1,373,096.62
Industrial Holding Bulgaria PLC-Sofia	241	1,193,721	1,091,654.42
Chimimport AD-Sofia	223	310,848	662,392.82
Doverie United Holding PLC-Sofia	170	330,888	511,575.51
CB Central Cooperative Bank AD-Sofia	153	613,686	1,030,692.58

TOP 5

Members

Trades		Turnover (BGN)	
Inv. Intermediary "Karoll"	1,859	Inv. Intermediary "Aval IN"	8,166,916.01
Inv. Intermediary "Elana Trading"	1,010	Inv. Intermediary "Elana Trading"	5,601,139.21
Inv. Intermediary "BenchMark Finance"	732	Inv. Intermediary "Euro - Finance"	5,411,185.77
Inv. Intermediary "UG Market"	307	Inv. Intermediary "Karoll"	3,850,680.49
Inv. Intermediary "Capman"	306	Inv. Intermediary "BenchMark Finance"	2,692,706.64

TOP 30

Capitalization as of 30 September 2018

Issues of shares on the BSE Main Market

Issue	Issuer	Nominal (BGN)	Amount (Shares)	Closing price (BGN)	Capitalization (BGN)
7TH	Tchaikapharma High Quality Medicines AD-Sofia	1.00	72,200,000	8.2500	595,650,000.00
3JR	Sopharma AD-Sofia	1.00	134,797,899	4.0600	547,279,469.94
6C4	Chimimport AD-Sofia	1.00	239,646,267	2.1400	512,843,011.38
3CZ	CEZ Distribution Bulgaria AD-Sofia	1.00	1,928,000	230.0000	443,440,000.00
GR6	Gradus AD-Stara Zagora	1.00	243,608,710	1.7700	431,187,416.70
5F4	CB First Investment Bank AD-Sofia	1.00	110,000,000	3.8900	427,900,000.00
4EH	Eurohold Bulgaria AD-Sofia	1.00	197,525,600	1.6300	321,966,728.00
5MH	M+S Hydraulic AD-Kazanlak	1.00	39,445,200	8.0500	317,533,860.00
5MB	Monbat AD-Sofia	1.00	39,000,000	7.6500	298,350,000.00
6AM	Alcomet AD-Shumen	1.00	17,952,959	14.0000	251,341,426.00
SO5	Sopharma Trading AD-Sofia	1.00	32,905,009	7.1000	233,625,563.90
OSP	Speedy AD-Sofia	1.00	5,377,619	43.0000	231,237,617.00
6AB	Albena AD-Albena	1.00	4,273,126	50.0000	213,656,300.00
4CF	CB Central Cooperative Bank AD-Sofia	1.00	113,154,291	1.7150	194,059,609.07
5V2	Holding Varna AD-Varna	1.00	5,235,900	37.0000	193,728,300.00
6A6	Advance Terrafund REIT-Sofia	1.00	85,110,091	2.0400	173,624,585.64
3MZ	Svilosa AD-Svishtov	1.00	31,754,944	4.7000	149,248,236.80
5BN	CB Bulgarian American Credit Bank AD-Sofia	1.00	24,691,313	5.9000	145,678,746.70
5SR	Stara Planina Hold AD-Sofia	1.00	21,000,000	6.8000	142,800,000.00
6S6	Sopharma Properties REIT-Sofia	1.00	20,953,944	6.5500	137,248,333.20
EHN	Synthetica AD-Sofia	1.00	3,000,000	42.0000	126,000,000.00
4ID	Industrial Holding Bulgaria PLC-Sofia	1.00	107,400,643	0.9850	105,789,633.36
3NB	Neochim AD-Dimitrovgrad	1.00	2,654,358	39.0000	103,519,962.00
1CZ	CEZ Electro Bulgaria AD-Sofia	10.00	5,000	20,400.0000	102,000,000.00
4KX	Korado Bulgaria AD-Strazhitsa	1.00	13,168,614	7.2500	95,472,451.50
4HE	Hydraulic Elements and Systems AD-Yambol	1.00	18,193,752	5.1000	92,788,135.20
A00	BG Agro AD-Varna	1.00	40,357,440	2.2600	91,207,814.40
401	Oil and Gas Exploration and Production AD-Sofia	1.00	12,228,062	7.2000	88,042,046.40
T57	Trace Group Hold AD-Sofia	1.00	24,200,000	3.3200	80,344,000.00
5CP	CB Texim Bank AD-Sofia	1.00	27,995,036	2.8000	78,386,100.80

Premium Equities Segment

Issue	Issuer	Nominal (BGN)	Amount (Shares)	Closing price (BGN)	Capitalisation (BGN)
3JR	Sopharma AD-Sofia	1.00	134,797,899	4.0600	547,279,469.94
4CF	CB Central Cooperative Bank AD-Sofia	1.00	113,154,291	1.7150	194,059,609.07
4KX	Korado Bulgaria AD-Strazhitsa	1.00	13,168,614	7.2500	95,472,451.50
5F4	CB First Investment Bank AD-Sofia	1.00	110,000,000	3.8900	427,900,000.00
5MB	Monbat AD-Sofia	1.00	39,000,000	7.6500	298,350,000.00
6C4	Chimimport AD-Sofia	1.00	239,646,267	2.1400	512,843,011.38
SKK	Sirma Group Holding JSC-Sofia	1.00	59,360,518	0.8500	50,456,440.30

Standard Equities Segment

Issue	Issuer	Nominal (BGN)	Amount (Shares)	Closing price (BGN)	Capitalisation (BGN)
94G	235 Holdings AD-Sofia	1.00	5,109,000	12.5000	63,862,500.00
A72	Agria Group Holding AD-Varna	1.00	6,800,000	10.9000	74,120,000.00
6AB	Albena AD-Albena	1.00	4,273,126	50.0000	213,656,300.00
6AM	Alcomet AD-Shumen	1.00	17,952,959	14.0000	251,341,426.00
A4L	Allterco AD-Sofia	1.00	15,000,000	1.9500	29,250,000.00
A00	BG Agro AD-Varna	1.00	40,357,440	2.2600	91,207,814.40
5BP	Billboard AD-Sofia	1.00	15,000,000	0.3440	5,160,000.00
5BR	Bulgarian River Shipping AD-Ruse	1.00	35,708,674	0.6350	22,675,007.99
BSO	Bulgarian Stock Exchange-Sofia	1.00	6,582,860	6.0500	39,826,303.00
5BN	CB Bulgarian American Credit Bank AD-Sofia	1.00	24,691,313	5.9000	145,678,746.70
5CP	CB Texim Bank AD-Sofia	1.00	27,995,036	2.8000	78,386,100.80
3CZ	CEZ Distribution Bulgaria AD-Sofia	1.00	1,928,000	230.0000	443,440,000.00
1CZ	CEZ Electro Bulgaria AD-Sofia	10.00	5,000	20,400.0000	102,000,000.00
5DOV	Doverie United Holding PLC-Sofia	1.00	18,736,099	1.6500	30,914,563.35
0EA	Elana Agrocredit AD-Sofia	1.00	36,629,925	1.1800	43,223,311.50
52E	Elhim Iskra AD-Pazardzhik	1.00	25,108,410	1.1700	29,376,839.70
57E	EMKA AD-Sevlievo	1.00	21,699,726	2.6200	56,853,282.12
5EO	Etropal AD-Etropole	1.00	5,000,000	5.4500	27,250,000.00
4EH	Eurohold Bulgaria AD-Sofia	1.00	197,525,600	1.6300	321,966,728.00
4F6	Fazerles AD-Silistra	1.00	515,000	28.6000	14,729,000.00
4F8	Formoplast AD-Kardzhali	1.00	3,798,905	5.5000	20,893,977.50
GR6	Gradus AD-Stara Zagora	1.00	243,608,710	1.7700	431,187,416.70
5V2	Holding Varna AD-Varna	1.00	5,235,900	37.0000	193,728,300.00
4HE	Hydraulic Elements and Systems AD-Yambol	1.00	18,193,752	5.1000	92,788,135.20
4HI	Hydroizomat AD-Sofia	1.00	2,989,440	1.4100	4,215,110.40
4I8	Industrial Capital Holding AD-Sofia	1.00	15,551,960	2.7000	41,990,292.00
4ID	Industrial Holding Bulgaria PLC-Sofia	1.00	107,400,643	0.9850	105,789,633.36
4L4	Lavena AD-Shumen	1.00	8,319,506	4.0000	33,278,024.00
5MH	M+S Hydraulic AD-Kazanlak	1.00	39,445,200	8.0500	317,533,860.00
3NB	Neochim AD-Dimitrovgrad	1.00	2,654,358	39.0000	103,519,962.00
5ODE	Odessos Shiprepair Yard AD-Varna	1.00	586,642	84.0000	49,277,928.00
4O1	Oil and Gas Exploration and Production AD-Sofia	1.00	12,228,062	7.2000	88,042,046.40
5PET	Petrol AD-Sofia	4.00	27,312,403	0.9000	24,581,162.70
6S4	Severcoop Gamza Holding AD-Sofia	2.00	5,347,798	3.6000	19,252,072.80
6SOP	Sofia Commerce-Pawn Brokerage AD-Sofia	1.00	201,154	4.7000	945,423.80
6SOA	Sofia Commerce-Pawn Brokerage AD-Sofia	1.00	2,400,000	3.4200	8,208,000.00
S05	Sopharma Trading AD-Sofia	1.00	32,905,009	7.1000	233,625,563.90
OSP	Speedy AD-Sofia	1.00	5,377,619	43.0000	231,237,617.00
3NJ	SS Konstantine And Elena Holding AD-Varna	1.00	2,309,561	24.4000	56,353,288.40
5SR	Stara Planina Hold AD-Sofia	1.00	21,000,000	6.8000	142,800,000.00
3MZ	Svilosa AD-Svishtov	1.00	31,754,944	4.7000	149,248,236.80

Issue	Issuer	Nominal (BGN)	Amount (Shares)	Closing price (BGN)	Capitalisation (BGN)
6S7	Synergon Holding AD-Sofia	1.00	18,358,849	1.1000	20,194,733.90
EHN	Synthetica AD-Sofia	1.00	3,000,000	42.0000	126,000,000.00
7TH	Tchaikapharma High Quality Medicines AD-Sofia	1.00	72,200,000	8.2500	595,650,000.00
3TV	Toplivo AD-Sofia	1.00	5,416,829	3.5600	19,283,911.24
T57	Trace Group Hold AD-Sofia	1.00	24,200,000	3.3200	80,344,000.00
4PX	Yuri Gagarin PLC-Plovdiv	1.00	1,003,904	22.0000	22,085,888.00
T43	Zarneni Hrani Bulgaria AD-Sofia	1.00	195,660,287	0.3000	58,698,086.10
3ZL	Zlatni Pyasatsi AD-Varna	1.00	6,493,577	2.5000	16,233,942.50

Special Purpose Vehicles Segment

Issue	Issuer	Nominal (BGN)	Amount (Shares)	Closing price (BGN)	Capitalisation (BGN)
5AX	Aktiv Properties REIT-Plovdiv	9.00	2,192,011	4.4200	9,688,688.62
5BD	Bulland Investments REIT-Sofia	1.00	15,008,125	1.0700	16,058,693.75
5BU	Bulgarian Real Estate Fund REIT-Sofia	1.00	20,150,000	1.9200	38,688,000.00
6A6	Advance Terrafund REIT-Sofia	1.00	85,110,091	2.0400	173,624,585.64
6F3	FairPlay Properties REIT-Sofia	1.00	33,145,400	0.5700	18,892,878.00
6S6	Sopharma Properties REIT-Sofia	1.00	20,953,944	6.5500	137,248,333.20
BPY	Bravo Property Fund REIT-Sofia	1.00	650,000	1.0300	669,500.00
E7P	Expat Beta REIT-Sofia	1.00	5,143,190	0.9000	4,628,871.00



Trade by Issues

September
2018

Premium Equities Segment

Issue	Issuer	Trades	Volume (lots)	Turnover (BGN)	Trading currency	Weighted & Corrected Values			Closing price	As from
						Average price	Min. price	Max. price		
3JR	Sopharma AD-Sofia	353	334,524	1,373,096.62	BGN	4.0670	3.9950	4.1080	4.0600	28.09.2018
4CF	CB Central Cooperative Bank AD-Sofia	153	613,686	1,030,692.58	BGN	1.6800	1.6730	1.7479	1.7150	28.09.2018
4KX	Korado Bulgaria AD-Strazhitsa	24	7,298	53,760.50	BGN	7.3660	7.2000	7.3828	7.2500	28.09.2018
5F4	CB First Investment Bank AD-Sofia	50	13,506	53,197.75	BGN	3.9390	3.7446	4.0145	3.8900	28.09.2018
5MB	Monbat AD-Sofia	45	48,895	379,384.05	BGN	7.7590	7.6309	7.9500	7.6500	28.09.2018
6C4	Chimimport AD-Sofia	223	310,848	662,392.82	BGN	2.1310	2.1128	2.1588	2.1400	28.09.2018
SKK	Sirma Group Holding JSC-Sofia	73	165,657	144,536.04	BGN	0.8720	0.8528	0.9000	0.8500	28.09.2018

Standard Equities Segment

Issue	Issuer	Trades	Volume (lots)	Turnover (BGN)	Trading currency	Weighted & Corrected Values			Closing price	As from
						Average price	Min. price	Max. price		
0EA	Elana Agrocredit AD-Sofia	120	526,466	627,296.46	BGN	1.1920	1.1600	1.1998	1.1800	28.09.2018
0SP	Speedy AD-Sofia	7	787	33,850.00	BGN	43.0110	43.0000	43.2818	43.0000	28.09.2018
1CZ	CEZ Electro Bulgaria AD-Sofia	1	1	20,400.00	BGN	20,400.0000	20,400.0000	20,400.0000	20,400.0000	07.09.2018
3CZ	CEZ Distribution Bulgaria AD-Sofia	36	159	36,090.00	BGN	226.9810	219.6000	234.0000	230.0000	28.09.2018
3MZ	Svilosa AD-Svishtov	40	21,637	101,937.60	BGN	4.7110	4.6000	4.7664	4.7000	28.09.2018
3NB	Neochim AD-Dimitrovgrad	23	466	18,858.20	BGN	40.4680	38.8454	44.0000	39.0000	27.09.2018
3TV	Toplivo AD-Sofia	2	205	733.80	BGN	3.5800	3.5795	3.5795	3.5600	10.09.2018
3ZL	Zlatni Pyasatsi AD-Varna	1	300	750.00	BGN	2.5000	2.5000	2.5000	2.5000	14.09.2018
4EH	Eurohold Bulgaria AD-Sofia	97	421,916	684,915.74	BGN	1.6230	1.6003	1.6367	1.6300	28.09.2018
4F6	Fazerles AD-Silistra	8	85	2,285.60	BGN	26.8890	23.0000	28.6000	28.6000	27.09.2018
4F8	Formoplast AD-Kardzhali	3	18,090	99,495.00	BGN	5.5000	5.5000	5.5000	5.5000	28.09.2018
4HE	Hydraulic Elements and Systems AD-Yambol	13	5,963	30,389.70	BGN	5.0960	4.8881	5.1500	5.1000	28.09.2018
4HI	Hydroizomat AD-Sofia	8	5,331	7,384.50	BGN	1.3850	1.3300	1.4100	1.4100	21.09.2018
4I8	Industrial Capital Holding AD-Sofia	15	3,947	10,649.02	BGN	2.6980	2.6568	2.7400	2.7000	26.09.2018
4ID	Industrial Holding Bulgaria PLC-Sofia	241	1,193,721	1,091,654.42	BGN	0.9150	0.9044	0.9879	0.9850	28.09.2018
4O1	Oil and Gas Exploration and Production AD-Sofia	5	240	1,686.00	BGN	7.0250	6.6000	7.1000	7.2000	28.09.2018
4PX	Yuri Gagarin PLC-Plovdiv	5	24	533.40	BGN	22.2250	22.0000	24.4000	22.0000	26.09.2018
52E	Elhim Iskra AD-Pazardzhik	17	17,810	19,595.38	BGN	1.1000	1.0600	1.1617	1.1700	28.09.2018
57E	EMKA AD-Sevlievo	14	5,168	14,318.06	BGN	2.7710	2.6349	2.8800	2.6200	28.09.2018
5BN	CB Bulgarian American Credit Bank AD-Sofia	1	111	654.90	BGN	5.9000	5.9000	5.9000	5.9000	10.09.2018
5BP	Billboard AD-Sofia	3	34,270	12,020.20	BGN	0.3510	0.3440	0.3720	0.3440	27.09.2018
5BR	Bulgarian River Shipping AD-Ruse	15	12,730	8,028.50	BGN	0.6310	0.6200	0.6350	0.6350	28.09.2018
5CP	CB Texim Bank AD-Sofia	3	607	1,698.90	BGN	2.7990	2.7000	2.8000	2.8000	28.09.2018
5DOV	Doverie United Holding PLC-Sofia	170	330,888	511,575.51	BGN	1.5460	1.5164	1.7020	1.6500	28.09.2018
5EO	Etropal AD-Etropole	5	2,312	11,641.30	BGN	5.0350	5.0000	5.5000	5.4500	28.09.2018
5MH	M+S Hydraulic AD-Kazanlak	136	105,698	836,394.15	BGN	7.9130	7.4500	7.9884	8.0500	21.09.2018
5ODE	Odessos Shiprepair Yard AD-Varna	13	89	7,176.00	BGN	80.6290	80.0000	84.0000	84.0000	25.09.2018
5PET	Petrol AD-Sofia	6	199	180.60	BGN	0.9080	0.9000	1.0500	0.9000	27.09.2018
5SR	Stara Planina Hold AD-Sofia	46	5,338	36,705.45	BGN	6.8760	6.6500	6.9977	6.8000	27.09.2018
5V2	Holding Varna AD-Varna	30	723	26,806.80	BGN	37.0770	36.4000	37.8000	37.0000	28.09.2018
6AB	Albena AD-Albena	54	1,011	50,837.40	BGN	50.2840	49.0000	52.0000	50.0000	28.09.2018
6AM	Alcomet AD-Shumen	6	1,037	13,638.00	BGN	13.1510	12.9000	14.0000	14.0000	27.09.2018
6S4	Severcoop Gamza Holding AD-Sofia	11	1,313	4,855.50	BGN	3.6980	3.0400	3.8000	3.6000	28.09.2018
6S7	Synergion Holding AD-Sofia	15	47,450	53,606.05	BGN	1.1300	1.0500	1.1400	1.1000	28.09.2018
6SOA	Sofia Commerce-Pawn Brokerage AD-Sofia	40	15,165	51,680.54	BGN	3.4080	3.4000	3.4800	3.4200	28.09.2018
6SOP	Sofia Commerce-Pawn Brokerage AD-Sofia	2	1,000	4,700.00	BGN	4.7000	4.7000	4.7000	4.7000	18.09.2018
7TH	Tchaikapharma High Quality Medicines AD-Sofia	31	11,979	97,196.60	BGN	8.1140	8.0531	8.2500	8.2500	28.09.2018
94G	235 Holdings AD-Sofia	7	340,000	4,032,400.00	BGN	11.8600	10.8000	12.5000	12.5000	28.09.2018
A4L	Allterco AD-Sofia	33	54,226	104,994.26	BGN	1.9360	1.9030	1.9900	1.9500	27.09.2018

Trade by Issues

September
2018

Issue	Issuer	Trades	Volume (lots)	Turnover (BGN)	Trading currency	Weighted & Corrected Values			Closing price	As from
						Average price	Min. price	Max. price		
A72	Agria Group Holding AD-Varna	7	993	10,822.20	BGN	10.8980	10.6000	10.9000	10.9000	28.09.2018
BSO	Bulgarian Stock Exchange-Sofia	22	3,683	22,138.95	BGN	6.0110	5.9990	6.1500	6.0500	28.09.2018
EHN	Synthetica AD-Sofia	2	5,030	211,260.00	BGN	42.0000	42.0000	42.0000	42.0000	28.09.2018
GR6	Gradus AD-Stara Zagora	120	66,131	117,092.45	BGN	1.7710	1.7498	1.7915	1.7700	28.09.2018
S05	Sopharma Trading AD-Sofia	91	22,048	155,377.75	BGN	7.0470	7.0000	7.1264	7.1000	28.09.2018
T43	Zarneni Hrani Bulgaria AD-Sofia	17	23,751	7,323.17	BGN	0.3080	0.3046	0.3200	0.3000	28.09.2018
T57	Trace Group Hold AD-Sofia	143	37,647	121,231.24	BGN	3.2200	3.0094	3.3565	3.3200	28.09.2018

Special Purpose Vehicles Segment

Issue	Issuer	Trades	Volume (lots)	Turnover (BGN)	Trading currency	Weighted & Corrected Values			Closing price	As from
						Average price	Min. price	Max. price		
5AX	Aktiv Properties REIT-Plovdiv	28	137,187	588,920.26	BGN	4.2930	4.2400	4.5222	4.4200	28.09.2018
5BD	Bulland Investments REIT-Sofia	5	21,462	23,143.95	BGN	1.0780	1.0500	1.0800	1.0700	28.09.2018
5BU	Bulgarian Real Estate Fund REIT-Sofia	37	25,238	48,888.01	BGN	1.9370	1.9184	1.9600	1.9200	28.09.2018
6A6	Advance Terrafund REIT-Sofia	139	88,062	179,705.03	BGN	2.0410	2.0200	2.0600	2.0400	28.09.2018
6F3	FairPlay Properties REIT-Sofia	17	307,287	173,500.81	BGN	0.5650	0.5202	0.5700	0.5700	27.09.2018
6S6	Sopharma Properties REIT-Sofia	33	15,834	103,181.30	BGN	6.5160	6.4500	6.5500	6.5500	28.09.2018
E7P	Expat Beta REIT-Sofia	1	10	9.00	BGN	0.9000	0.9000	0.9000	0.9000	14.09.2018

Bonds Segment

Issue	Issuer	Trades	Volume (lots)	Turnover (BGN)	Trading currency	Clean Prices (% of nominal)			Closing price	As from
						Average price	Min. price	Max. price		
0EA2	Elana Agrocredit AD-Sofia	2	3	5,989.25	EUR	100.6700	100.5000	101.0000	100.5000	25.09.2018
2SLA	Specialized Logistic Systems AD-Sofia	1	50	79,892.12	EUR	100.0000	100.0000	100.0000	100.0000	05.09.2018
4CFB	CB Central Cooperative Bank AD-Sofia	1	4	8,275.62	EUR	103.0000	103.0000	103.0000	103.0000	14.09.2018
5MBA	Monbat AD-Sofia	1	34	66,897.86	EUR	100.0000	100.0010	100.0010	100.0010	27.09.2018
6TMA	TEC Maritsa 3 AD-Dimitrovgrad	4	473	474,683.88	BGN	100.3600	100.3560	100.3560	100.3560	11.09.2018
8AVA	Asterion Bulgaria AD-Sofia	1	1	1,352.33	EUR	100.0000	100.0000	100.0000	100.0000	14.09.2018
9RTE	HypoCredit AD-Sofia	2	100	62,657.93	EUR	50.1300	50.0000	50.2500	50.0000	04.09.2018
GCON	GPS Control EAD-Sofia	1	56	99,627.02	EUR	100.0000	100.0000	100.0000	100.0000	21.09.2018
POW1	Power Logistics EAD-Etropole	3	677	684,488.97	BGN	100.0000	100.0000	100.0000	100.0000	11.09.2018
S28H	Starcom Holding AD-Etropole	1	862	876,759.16	BGN	100.0000	100.0000	100.0000	100.0000	11.09.2018

Compensatory Instruments Segment

Issue	Issuer	Trades	Volume (lots)	Turnover (BGN)	Trading currency	Weighted Values			Closing price	As from
						Average price	Min. price	Max. price		
BLKB	Housing compensation notes under the CONP Act	4	28,000	8,145.00	BGN	0.2910	0.2900	0.3000	0.3000	26.09.2018
BLKC	Registered compensation vouchers under the OUFL Act and RLFLFF Act	49	240,900	190,288.83	BGN	0.7900	0.7736	0.8034	0.7910	28.09.2018
BLKD	Compensation notes under the CONP Act	32	276,422	81,420.36	BGN	0.2950	0.2834	0.3000	0.3000	25.09.2018

Exchange Traded Products Segment

Issue	Issuer	Trades	Volume (lots)	Turnover (BGN)	Trading currency	Weighted Values			Closing price	As from
						Average price	Min. price	Max. price		
BGX	Expat Bulgaria SOFIX UCITS ETF	15	6,074	6,894.71	BGN	1.1350	1.1132	1.1478	1.1430	28.09.2018
GRX	Expat Greece ASE UCITS ETF	1	100	165.66	EUR	0.8470	0.8470	0.8470	0.8470	11.09.2018

Subscription Rights Segment

Issue	Issuer	Trades	Volume (lots)	Turnover (BGN)	Trading currency	Weighted Values			Closing price	As from
						Average price	Min. price	Max. price		
4HS1	Holding Sveta Sofia AD-Sofia	5	4,449,499	4,449.50	BGN	0.0010	0.0010	0.0010	0.0010	21.09.2018

Government Securities Segment (No trades in the reported period)

IPO Segment (No trades in the reported period)

Privatisation Segment (No trades in the reported period)

Total trading statistics on a regulated market with indices components

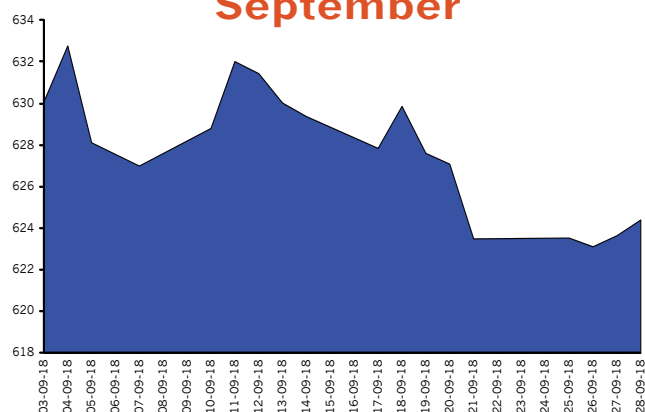
Index	Volume Traded		Value Traded		Trades	
	Total volume (lots)	% of total volume	Total turnover (BGN)	% of total turnover	All trades #	% of all trades
SOFIX	2,699,215	49.64%	6,256,080.14	44.28%	1,699	59.28%
BGBX 40	4,837,512	88.97%	8,992,266.85	63.64%	2,629	91.73%
BG REIT	135,212	2.49%	254,508.99	1.80%	186	6.49%
BG TR30	4,337,302	79.77%	8,567,142.64	60.63%	2,394	83.53%
CGIX *	2,365,504	43.51%	4,078,208.11	28.86%	933	32.55%

Market capitalisation of indices components

Index	Total (BGN)	% of total capitalization
SOFIX	3,556,453,615.83	45.03%
BGBX 40	6,465,252,984.95	81.86%
BG REIT	444,626,197.87	5.63%
BG TR30	5,236,122,976.44	66.30%
CGIX *	1,378,561,455.67	17.46%

* CGIX is an index of the National Corporate Governance Commission, which is just computed and promoted by BSE as from September 19, 2011.

SOFIX in September

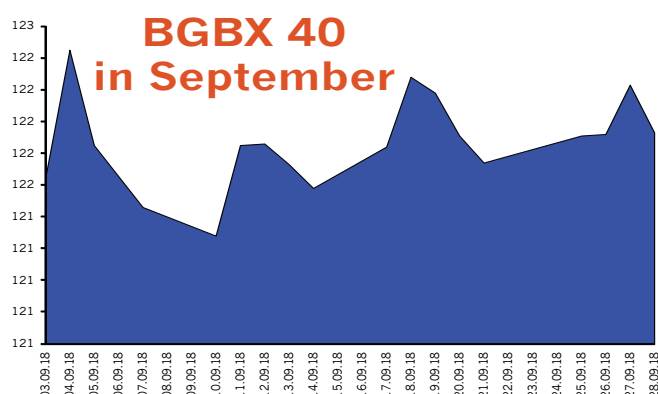


SOFIX Components

Issuer	Min. price	Max. price	Volume (lots)	Trades	Turnover (BGN)
Advance Terrafund REIT-Sofia	2.0200	2.0600	88,062	139	179,705.03
Albena AD-Albena	49.0000	52.5000	1,011	54	50,837.40
Eurohold Bulgaria AD-Sofia	1.5950	1.6500	421,916	97	684,915.74
Elana Agrocredit AD-Sofia	1.1600	1.2100	526,466	120	627,296.46
Monbat AD-Sofia	7.5000	8.0000	48,895	45	379,384.05
M+S Hydraulic AD-Kazanlak	7.4000	8.0500	105,698	136	836,394.15
Sirma Group Holding JSC-Sofia	0.8500	0.9080	165,657	73	144,536.04
Sopharma AD-Sofia	4.0300	4.1700	334,524	353	1,373,096.62
Stara Planina Hold AD-Sofia	6.6500	7.1000	5,338	46	36,705.45
CB First Investment Bank AD-Sofia	3.7400	4.0800	13,506	50	53,197.75
CB Central Cooperative Bank AD-Sofia	1.6500	1.7800	613,686	153	1,030,692.58
Trace Group Hold AD-Sofia	3.0000	3.4800	37,647	143	121,231.24
Bulgarian Real Estate Fund REIT-Sofia	1.9100	1.9600	25,238	37	48,888.01
Chimimport AD-Sofia	2.1000	2.1700	310,848	223	662,392.82
Holding Varna AD-Varna	36.4000	38.0000	723	30	26,806.80

BGBX 40 Components

Issuer	Min. price	Max. price	Volume (lots)	Trades	Turnover (BGN)
Agria Group Holding AD-Varna	10.6000	10.9000	993	7	10,822.20
Advance Terrafund REIT-Sofia	2.0200	2.0600	88,062	139	179,705.03
Albena AD-Albena	49.0000	52.5000	1,011	54	50,837.40
Alcomet AD-Shumen	12.9000	14.0000	1,037	6	13,638.00
Allterco AD-Sofia	1.9000	2.0000	54,226	33	104,994.26
Billboard AD-Sofia	0.3440	0.3720	34,270	3	12,020.20
Bulgarian Stock Exchange-Sofia	5.9000	6.1500	3,683	22	22,138.95
Doverie United Holding PLC-Sofia	1.5150	1.7200	330,888	170	511,575.51
Eurohold Bulgaria AD-Sofia	1.5950	1.6500	421,916	97	684,915.74
Elana Agroccredit AD-Sofia	1.1600	1.2100	526,466	120	627,296.46
Elhim Iskra AD-Pazardzhik	1.0600	1.1700	17,810	17	19,595.38
EMKA AD-Sevlievo	2.6200	2.8800	5,168	14	14,318.06
Zarneni Hrani Bulgaria AD-Sofia	0.3000	0.3200	23,751	17	7,323.17
Industrial Capital Holding AD-Sofia	2.6400	2.7400	3,947	15	10,649.02
Industrial Holding Bulgaria PLC-Sofia	0.9000	0.9950	1,193,721	241	1,091,654.42
Korado Bulgaria AD-Strazhitsa	7.1000	7.4000	7,298	24	53,760.50
Lavena AD-Shumen	n/a	n/a	0	0	0.00
Monbat AD-Sofia	7.5000	8.0000	48,895	45	379,384.05
M+S Hydraulic AD-Kazanlak	7.4000	8.0500	105,698	136	836,394.15
Neochim AD-Dimitrovgrad	38.6000	44.0000	466	23	18,858.20
Bulgarian River Shipping AD-Ruse	0.6200	0.6350	12,730	15	8,028.50
Svilosa AD-Svishtov	4.6000	4.8000	21,637	40	101,937.60
Synergon Holding AD-Sofia	1.0500	1.1400	47,450	15	53,606.05
Sirma Group Holding JSC-Sofia	0.8500	0.9080	165,657	73	144,536.04
Sopharma AD-Sofia	4.0300	4.1700	334,524	353	1,373,096.62
Sopharma Properties REIT-Sofia	6.4500	6.5500	15,834	33	103,181.30
Sopharma Trading AD-Sofia	7.0000	7.2000	22,048	91	155,377.75
Sofia Commerce-Pawn Brokerage AD-Sofia	3.4000	3.5000	15,165	40	51,680.54
Speedy AD-Sofia	42.6000	45.8000	787	7	33,850.00
Stara Planina Hold AD-Sofia	6.6500	7.1000	5,338	46	36,705.45
CB First Investment Bank AD-Sofia	3.7400	4.0800	13,506	50	53,197.75
CB Central Cooperative Bank AD-Sofia	1.6500	1.7800	613,686	153	1,030,692.58
Trace Group Hold AD-Sofia	3.0000	3.4800	37,647	143	121,231.24
FairPlay Properties REIT-Sofia	0.5200	0.5700	307,287	17	173,500.81
Bulgarian Real Estate Fund REIT-Sofia	1.9100	1.9600	25,238	37	48,888.01
Hydraulic Elements and Systems AD-Yambol	4.8800	5.1500	5,963	13	30,389.70
Chimimport AD-Sofia	2.1000	2.1700	310,848	223	662,392.82
Holding Varna AD-Varna	36.4000	38.0000	723	30	26,806.80
Tchaikapharma High Quality Medicines AD-Sofia	8.0500	8.2500	11,979	31	97,196.60
CEZ Distribution Bulgaria AD-Sofia	218.0000	238.0000	159	36	36,090.00

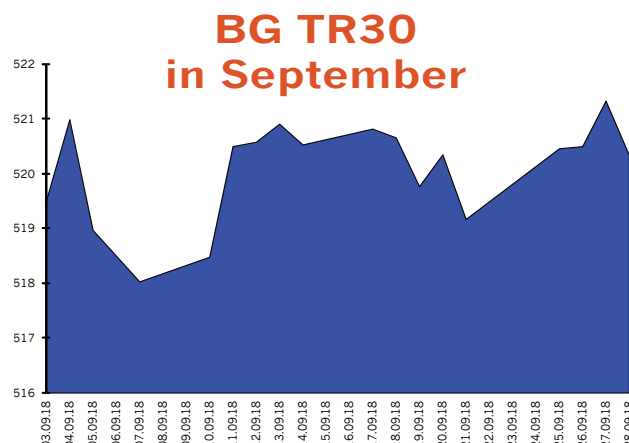
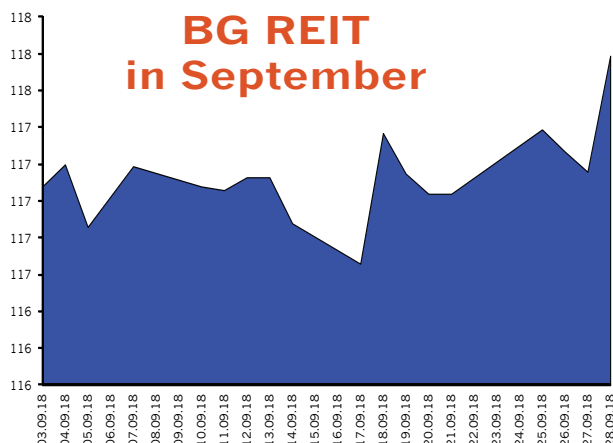


BG REIT Components

Issuer	Min. price	Max. price	Volume (lots)	Trades	Turnover (BGN)
Advance Terrafund REIT-Sofia	2.0200	2.0600	88,062	139	179,705.03
Balkan and Sea Properties REIT-Varna	15.4000	15.6000	90	2	1,396.00
Bulland Investments REIT-Sofia	1.0500	1.0800	21,462	5	23,143.95
Roi Property Fund REIT-Sofia	4.2000	4.2000	100	1	420.00
Super Borovets Property Fund REIT-Varna	1.9200	1.9200	250	1	480.00
Bulgarian Real Estate Fund REIT-Sofia	1.9100	1.9600	25,238	37	48,888.01
CCB Real Estate Fund REIT-Sofia	47.6000	47.6000	10	1	476.00

BG TR30 Components

Issuer	Min. price	Max. price	Volume (lots)	Trades	Turnover (BGN)
Agria Group Holding AD-Varna	10.6000	10.9000	993	7	10,822.20
Advance Terrafund REIT-Sofia	2.0200	2.0600	88,062	139	179,705.03
Albena AD-Albena	49.0000	52.5000	1,011	54	50,837.40
Bulgarian Stock Exchange-Sofia	5.9000	6.1500	3,683	22	22,138.95
Doverie United Holding PLC-Sofia	1.5150	1.7200	330,888	170	511,575.51
Eurohold Bulgaria AD-Sofia	1.5950	1.6500	421,916	97	684,915.74
Elana Agrocredit AD-Sofia	1.1600	1.2100	526,466	120	627,296.46
Industrial Capital Holding AD-Sofia	2.6400	2.7400	3,947	15	10,649.02
Industrial Holding Bulgaria PLC-Sofia	0.9000	0.9950	1,193,721	241	1,091,654.42
Korado Bulgaria AD-Strazhitsa	7.1000	7.4000	7,298	24	53,760.50
M+S Hydraulic AD-Kazanlak	7.4000	8.0500	105,698	136	836,394.15
Monbat AD-Sofia	7.5000	8.0000	48,895	45	379,384.05
Neochim AD-Dimitrovgrad	38.6000	44.0000	466	23	18,858.20
SS Konstantine And Elena Holding AD-Varna	n/a	n/a	0	0	0.00
Synergon Holding AD-Sofia	1.0500	1.1400	47,450	15	53,606.05
Synthetica AD-Sofia	42.0000	42.0000	5,030	2	211,260.00
Sirma Group Holding JSC-Sofia	0.8500	0.9080	165,657	73	144,536.04
Sopharma AD-Sofia	4.0300	4.1700	334,524	353	1,373,096.62
Sopharma Properties REIT-Sofia	6.4500	6.5500	15,834	33	103,181.30
Sopharma Trading AD-Sofia	7.0000	7.2000	22,048	91	155,377.75
Stara Planina Hold AD-Sofia	6.6500	7.1000	5,338	46	36,705.45
CB First Investment Bank AD-Sofia	3.7400	4.0800	13,506	50	53,197.75
CB Texim Bank AD-Sofia	2.7000	2.8000	607	3	1,698.90
CB Central Cooperative Bank AD-Sofia	1.6500	1.7800	613,686	153	1,030,692.58
Trace Group Hold AD-Sofia	3.0000	3.4800	37,647	143	121,231.24
Bulgarian Real Estate Fund REIT-Sofia	1.9100	1.9600	25,238	37	48,888.01
Hydraulic Elements and Systems AD-Yambol	4.8800	5.1500	5,963	13	30,389.70
Chimimport AD-Sofia	2.1000	2.1700	310,848	223	662,392.82
Holding Varna AD-Varna	36.4000	38.0000	723	30	26,806.80
CEZ Distribution Bulgaria AD-Sofia	218.0000	238.0000	159	36	36,090.00

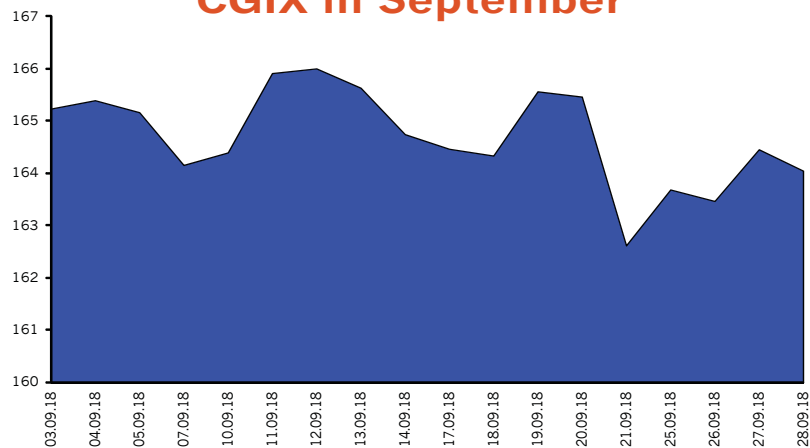


Corporate Governance Index CGIX

CGIX Components

Issuer	Min. price	Max. price	Volume (lots)	Trades	Turnover (BGN)
Bulgarian Stock Exchange-Sofia	5.9000	6.1500	3,683	22	22,138.95
Industrial Holding Bulgaria PLC-Sofia	0.9000	0.9950	1,193,721	241	1,091,654.42
Monbat AD-Sofia	7.5000	8.0000	48,895	45	379,384.05
Sirma Group Holding JSC-Sofia	0.8500	0.9080	165,657	73	144,536.04
Sopharma AD-Sofia	4.0300	4.1700	334,524	353	1,373,096.62
Stara Planina Hold AD-Sofia	6.6500	7.1000	5,338	46	36,705.45
CB Central Cooperative Bank AD-Sofia	1.6500	1.7800	613,686	153	1,030,692.58

CGIX in September



CGIX is the index of the companies enjoying good corporate governance as selected by the National Corporate Governance Commission.

The starting date of calculation of the CGIX is September 19, 2011.

CGIX is an index of the National Corporate Governance Commission but is currently computed and promoted by BSE.

The Rules on calculating the Corporate Governance Index (CGIX) are available in Bulgarian at http://download.bse-sofia.bg/others/CGIX_Index_Rules_BG.pdf

Premium Equities Segment* (based on non-consolidated reports**)

Issue	Issuer	P / E	P / S	P / B	P / EBIT	ROA	EBIT / Total Asts.	ROE	EBIT / Equity	Current Ratio	Debt / Equity	Assets Turnover
4CF	CB Central Cooperative Bank AD-Sofia	6.65	1.07	0.42		0.01		0.06				0.03
5F4	CB First Investment Bank AD-Sofia	4.83	1.13	0.49		0.01		0.10				0.04
6C4	Chimimport AD-Sofia	11.65	212.93	0.41		0.03				4.07	0.11	0.04
4KX	Korado Bulgaria AD-Strazhitsa	17.18	2.28	4.81		0.19	0.25	0.28	0.36	3.25	0.22	1.45
5MB	Monbat AD-Sofia	26.44	0.83	1.83	25.14	0.04	0.04	0.07	0.07	1.85	0.85	1.19
SKK	Sirma Group Holding JSC-Sofia	25.85	7.52	0.74	19.45	0.03	0.03	0.03	0.04	3.00	0.16	0.09
3JR	Sopharma AD-Sofia	14.53	2.39	1.05	11.00	0.06	0.08	0.07	0.10	1.98	0.17	0.36

Premium Equities Segment* (based on consolidated reports**)

Issue	Issuer	P / E	P / S	P / B	P / EBIT	ROA	EBIT / Total Asts.	ROE	EBIT / Equity	Current Ratio	Debt / Equity	Assets Turnover
4CF	CB Central Cooperative Bank AD-Sofia	5.21	0.94	0.44		0.01		0.09				0.04
5F4	CB First Investment Bank AD-Sofia	4.64	1.05	0.45		0.01		0.10				0.05
6C4	Chimimport AD-Sofia	7.21	1.19	0.36		0.01				1.23	2.03	1.26
4KX	Korado Bulgaria AD-Strazhitsa											
5MB	Monbat AD-Sofia	15.93	0.97	1.24	7.87	0.05	0.09	0.09	0.17	1.86	0.73	0.75
SKK	Sirma Group Holding JSC-Sofia	9.41	0.88	0.61	3.71	0.04	0.11	0.07	0.17	1.32	0.17	0.45
3JR	Sopharma AD-Sofia	15.96	0.46	1.08	6.57	0.03	0.08	0.07	0.17	1.29	0.58	1.17

Standard Equities Segment* (based on non-consolidated reports**)

Issue	Issuer	P / E	P / S	P / B	P / EBIT	ROA	EBIT / Total Asts.	ROE	EBIT / Equity	Current Ratio	Debt / Equity	Assets Turnover
94G	235 Holdings AD-Sofia									13.00		
A72	Agria Group Holding AD-Varna	15.25	113.51	1.52		0.04		0.10		0.75	1.15	0.07
6AB	Albena AD-Albena	46.36	2.25	0.47	10.23	0.01	0.04	0.01	0.05	0.29	0.15	0.16
6AM	Alcomet AD-Shumen	16.84	0.66	1.44	7.96	0.05	0.11	0.09	0.18	1.48	0.60	1.34
A4L	Allterco AD-Sofia	48.91	50.61	1.70		0.03		0.04		0.60	0.23	0.03
A00	BG Agro AD-Varna		238.14	1.66						101.11		0.01
5BP	Billboard AD-Sofia	13.51	0.63	0.24	3.17	0.01	0.05	0.02	0.08	3.01	0.29	0.27
5BR	Bulgarian River Shipping AD-Ruse	18.67	1.94	0.31		0.01		0.02		0.85	0.03	0.13
BSO	Bulgarian Stock Exchange-Sofia	60.53	17.70	3.77	1,206.86	0.06		0.06		4.00	0.01	0.20
5BN	CB Bulgarian American Credit Bank AD-Sofia	14.89	3.61	0.82		0.01		0.06				0.03
5CP	CB Texim Bank AD-Sofia	157.72	5.58	2.19				0.01				0.06
3CZ	CEZ Distribution Bulgaria AD-Sofia	23.05	1.13	0.73	4.87	0.02	0.10			0.97	0.20	0.45
1CZ	CEZ Electro Bulgaria AD-Sofia	17.11	0.12	0.79		0.02	0.02	0.05	0.05	2.19	0.07	2.96
5DOV	Doverie United Holding PLC-Sofia		189.00	0.92						48.82	0.83	0.02
0EA	Elana Agrocredit AD-Sofia	15.85	45.26	1.07		0.04		0.08		7.60	0.76	0.01
52E	Elhim Iskra AD-Pazardzhik	190.64	0.79	0.91			0.06		0.06	10.82	0.02	1.06
57E	EMKA AD-Sevlievo	16.48	0.54	1.48	8.39	0.08	0.15	0.09	0.18	4.58	0.02	2.39
5EO	Etropal AD-Etropole	658.30	3.07	4.65	29.96		0.07	0.01	0.16	1.12	0.66	0.67
4EH	Eurohold Bulgaria AD-Sofia		1,123.99	0.98						0.23	0.74	0.01
4F6	Fazerles AD-Silistra		1.19	0.67			0.04		0.04	20.94	0.02	0.53
4F8	Formoplast AD-Kardzhali		15.85	8.16						1.82		0.23
GR6	Gradus AD-Stara Zagora											
5V2	Holding Varna AD-Varna	79.14	148.11	1.23	306.05	0.01		0.02		2.11	0.45	0.03
4HE	Hydraulic Elements and Systems AD-Yambol	21.40	1.62	2.64		0.10	0.19	0.13	0.24	2.44		1.35
4HI	Hydroizomat AD-Sofia		4.07	0.85						2.85	0.02	0.16
4I8	Industrial Capital Holding AD-Sofia	18.48	8,398.06	1.64		0.09		0.09		7.46		0.13
4ID	Industrial Holding Bulgaria PLC-Sofia	6.65	16,574.83	0.44		0.05		0.06		0.84	0.08	0.06

* Ratios are calculated on the base of the last weighted-average price as of the end of the month

** Financial reports data (ttm)

Methodology for Calculation of Financial Ratios is available at http://download.bse-sofia.bg/pdf/methodology_en.pdf

Financial Ratios

September
2018

Issue	Issuer	P / E	P / S	P / B	P / EBIT	ROA	EBIT / Total Asts.	ROE	EBIT / Equity	Current Ratio	Debt / Equity	Assets Turnover
4L4	Lavena AD-Shumen	1.00	0.07	0.09	0.46	0.05	0.11	0.10	0.22	4.11	0.48	0.68
5MH	M+S Hydraulic AD-Kazanlak	19.80	2.64	4.17	12.33	0.18	0.29	0.22	0.35	3.28		1.34
3NB	Neochim AD-Dimitrovgrad		0.45	0.93	15.25		0.04		0.06	2.35	0.10	1.50
5ODE	Odessos Shiprepair Yard AD-Varna	29.31	1.58	0.77	11.62	0.02	0.06	0.03	0.07	2.20		0.44
401	Oil and Gas Exploration and Production AD-Sofia	24.96	3.71	0.89	11.34	0.03	0.06	0.04	0.08	2.61	0.04	0.19
5PET	Petrol AD-Sofia	9.60	0.09	1.12	9.10	0.04	0.04	0.21	0.22	1.52	1.82	4.66
6S4	Severcoop Gamza Holding AD-Sofia	15.79	320.81	0.93		0.05		0.06		1.26		0.08
6SOA	Sofia Commerce-Pawn Brokerage AD-Sofia	8.60	1.37	0.75	7.45	0.08	0.09	0.08	0.10	7.75	0.02	0.51
SO5	Sopharma Trading AD-Sofia	17.12	0.33	3.25	12.33	0.04	0.06	0.19	0.26	1.10	2.11	2.10
OSP	Speedy AD-Sofia	21.04	2.03	4.72	11.30	0.13	0.24	0.23	0.42	1.06	0.37	1.32
3NJ	SS Konstantine And Elena Holding AD-Varna	10.25	5.14	1.26	8.75	0.08	0.10	0.13	0.16	0.78	0.12	0.17
5SR	Stara Planina Hold AD-Sofia	24.69	1,830.77	3.65		0.13		0.15		2.15		0.16
3MZ	Svilosa AD-Svishtov		99.88	3.18						0.97		0.03
6S7	Synergion Holding AD-Sofia		44.09	0.15						11.03	0.15	0.01
EHN	Synthetica AD-Sofia	51.22	3,937.50	7.54		0.11		0.16		3.81	0.42	
7TH	Tchaikapharma High Quality Medicines AD-Sofia	53.73	15.39	6.80		0.10	0.15	0.12	0.18	5.21	0.12	0.36
3TV	Toplivo AD-Sofia		0.12	0.18						1.81	0.45	0.91
T57	Trace Group Hold AD-Sofia	6.96	0.41	0.76	10.03	0.06	0.04	0.12	0.08	1.60	0.20	1.09
4PX	Yuri Gagarin PLC-Plovdiv	4.37	0.19	0.26	1.68	0.04	0.11	0.06	0.16	2.15	0.17	1.02
T43	Zarneni Hrani Bulgaria AD-Sofia	13.63	50.17	0.22		0.01		0.02		1.88	0.02	
3ZL	Zlatni Pyasatsi AD-Varna		1.38	0.16	74.47					6.05	0.01	0.11

Standard Equities Segment* (based on consolidated reports**)

Issue	Issuer	P / E	P / S	P / B	P / EBIT	ROA	EBIT / Total Asts.	ROE	EBIT / Equity	Current Ratio	Debt / Equity	Assets Turnover
A72	Agria Group Holding AD-Varna	5.37	0.35	0.69	2.90	0.05	0.09	0.13	0.25	1.15	1.54	0.76
6AB	Albena AD-Albena	139.37	1.70	0.47	7.93		0.04		0.06	0.39	0.22	0.20
6AM	Alcomet AD-Shumen	17.45	0.66	1.44	8.11	0.05	0.11	0.08	0.18	1.48	0.60	1.33
A4L	Allterco AD-Sofia	12.77	0.72	1.14	8.59	0.06	0.09	0.09	0.14	1.46	0.23	1.07
A00	BG Agro AD-Varna	19.92	0.97	1.32	11.69	0.04	0.07	0.07	0.12	1.31	0.44	0.89
5BP	Billboard AD-Sofia	14.41	0.14	0.24	1.19	0.01	0.08	0.02	0.20	0.91	0.83	0.70
5BR	Bulgarian River Shipping AD-Ruse		1.23	0.28						1.24	0.02	0.19
BSO	Bulgarian Stock Exchange-Sofia	18.27	8.21	3.31	22.55	0.05	0.04	0.20	0.16	1.09	0.01	0.11
5BN	CB Bulgarian American Credit Bank AD-Sofia	14.51	3.58	1.02		0.01		0.06				0.03
5CP	CB Texim Bank AD-Sofia	79.42	6.40	2.16				0.03				0.06
3CZ	CEZ Distribution Bulgaria AD-Sofia	21.35	1.11	0.73	4.56	0.02	0.11	0.03	0.16	0.99	0.21	0.45
5DOV	Doverie United Holding PLC-Sofia		0.23	0.49	11.17		0.01		0.04	1.44	0.93	0.68
57E	EMKA AD-Sevlievo	3.87	0.18	0.79	2.98					4.34	0.53	
5EO	Etropal AD-Etropole	379.02	3.03	4.55	27.98	0.01	0.07	0.01	0.16	1.15	0.65	0.67
4EH	Eurohold Bulgaria AD-Sofia	16.14	0.25	1.85	7.85	0.01	0.03	0.12	0.25	1.15	2.11	0.91
5V2	Holding Varna AD-Varna	68.19	2.72	1.16	15.17	0.01	0.03	0.02	0.08	1.94	1.22	0.17
4HI	Hydroizomat AD-Sofia		3.99	0.88						2.79	0.02	0.16
4I8	Industrial Capital Holding AD-Sofia	10.18	0.17	0.89	1.25	0.03	0.21	0.09	0.73	3.67	0.05	1.50
4ID	Industrial Holding Bulgaria PLC-Sofia	8.95	0.81	0.33	2.72	0.02	0.07	0.03	0.11	1.17	0.22	0.25
4L4	Lavena AD-Shumen	0.94	0.07	0.09	0.42	0.05	0.11	0.10	0.23	3.94	0.48	0.67
5MH	M+S Hydraulic AD-Kazanlak			4.17						3.28		
3NB	Neochim AD-Dimitrovgrad		0.45	0.93	13.91		0.05		0.07	2.36	0.10	1.51

* Ratios are calculated on the base of the last weighted-average price as of the end of the month

** Financial reports data (ttm)

Methodology for Calculation of Financial Ratios is available at http://download.bse-sofia.bg/pdf/methodology_en.pdf

Financial Ratios

September
2018

Issue	Issuer	P / E	P / S	P / B	P / EBIT	ROA	EBIT / Total Asts.	ROE	EBIT / Equity	Current Ratio	Debt / Equity	Assets Turnover
5ODE	Odessos Shiprepair Yard AD-Varna	16.69	1.68	0.78	12.82	0.04	0.05	0.05	0.06	3.53	0.14	0.38
401	Oil and Gas Exploration and Production AD-Sofia	20.49	2.73	0.84	11.06	0.03	0.06	0.04	0.08	3.50	0.03	0.24
5PET	Petrol AD-Sofia	0.67	0.09	1.17	132.01	0.58				1.25	1.93	4.51
6S4	Severcoop Gamza Holding AD-Sofia			1.10						2.18	0.82	0.08
6SOA	Sofia Commerce-Pawn Brokerage AD-Sofia			0.74						8.64	0.02	
SO5	Sopharma Trading AD-Sofia	27.44	0.28	3.93	13.42	0.02	0.05	0.13	0.28	1.09	2.96	2.24
OSP	Speedy AD-Sofia	23.04	1.43	5.15	10.07	0.11	0.25	0.22	0.51	1.10	0.41	1.77
3NJ	SS Konstantine And Elena Holding AD-Varna	12.78	2.18	1.49	6.08	0.04	0.08	0.12	0.26	0.42	1.73	0.22
5SR	Stara Planina Hold AD-Sofia	18.29	0.60	1.53	3.78	0.04	0.18	0.08	0.41	2.99	0.02	1.13
3MZ	Svilosa AD-Svishtov	7.43	1.12	1.14	5.21	0.14	0.19	0.17	0.24	4.67	0.09	0.90
6S7	Synergon Holding AD-Sofia		0.07	0.09	3.29		0.02		0.03	1.20	0.26	0.82
EHN	Synthetica AD-Sofia		2.54	6.70	18.57		0.09		0.35	1.02	2.10	0.67
4PX	Yuri Gagarin PLC-Plovdiv	3.17	0.16	0.26	1.38	0.06	0.13	0.09	0.20	2.16	0.22	1.12
T43	Zarneni Hrani Bulgaria AD-Sofia	75.25	0.61	0.23	4.83		0.02		0.05	1.79	0.22	0.20
3ZL	Zlatni Pyasatsi AD-Varna		0.68	0.17	12.70		0.01		0.01	5.87	0.01	0.23

SPVs Segment* (based on non-consolidated reports**)

Issue	Issuer	P / E	P / S	P / B	P / EBIT	ROA	EBIT / Total Asts.	ROE	EBIT / Equity	Current Ratio	Debt / Equity	Assets Turnover
6A6	Advance Terrafund REIT-Sofia	6.09	3.78	0.71		0.12	0.11	0.12	0.12	3.11		0.19
5AX	Aktiv Properties REIT-Plovdiv		23.40	0.44						0.10	0.18	0.01
BPY	Bravo Property Fund REIT-Sofia									114.50		
5BU	Bulgarian Real Estate Fund REIT-Sofia	7.00	2.54	0.51		0.06	0.07	0.07	0.08	1.87	0.13	0.17
5BD	Bulland Investments REIT-Sofia	25.89		0.91		0.03		0.04		0.23	0.16	
E7P	Expat Beta REIT-Sofia	30.45		0.83	30.25	0.02	0.02	0.03	0.03	0.16	0.18	
6F3	FairPlay Properties REIT-Sofia		1.28	0.37			0.03		0.05	2.51	0.12	0.19
6S6	Sopharma Properties REIT-Sofia	165.12	12.13	2.42		0.01	0.08	0.02	0.13	0.05	0.36	0.13

* Ratios are calculated on the base of the last weighted-average price as of the end of the month

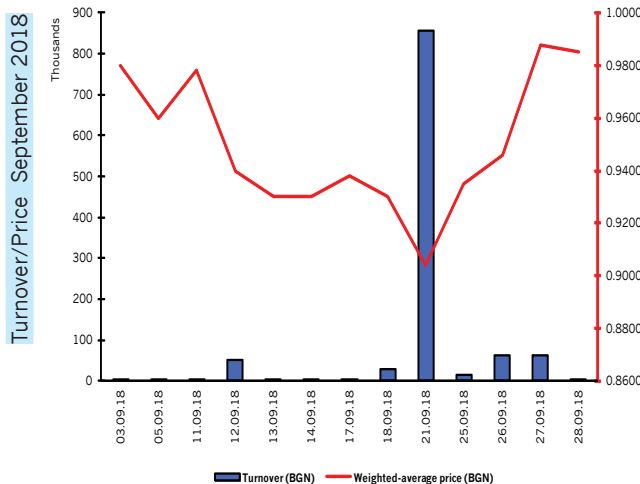
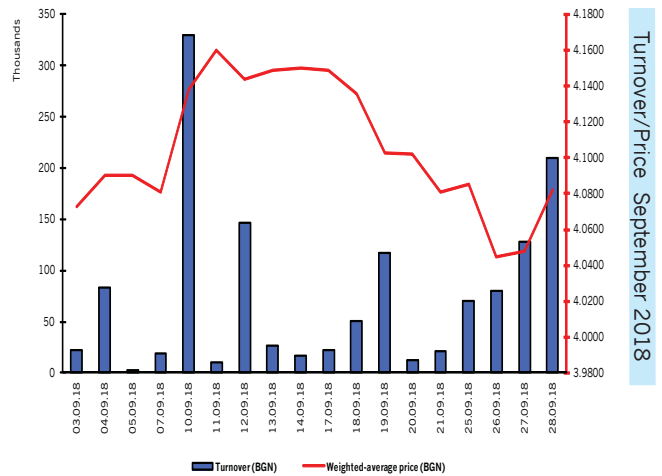
** Financial reports data (ttm)

Methodology for Calculation of Financial Ratios is available at http://download.bse-sofia.bg/pdf/methodology_en.pdf

Top 5 Stocks by Trades **September 2018**

Sopharma

BSE code of the issue	3JR
Volume of the issue (common shares)	134,797,899
Nominal value (BGN per share)	1.00
Gross semi-annual dividend 2018 (BGN per share)	0.0500
Trading on regulated market as from the beginning of the year	
Volume in lots	4,315,771
Value in BGN	18,235,215.63
Trades	2,638
OTC trades as from the beginning of the year *	
Value in BGN	45,368.00
Volume in lots	21,200

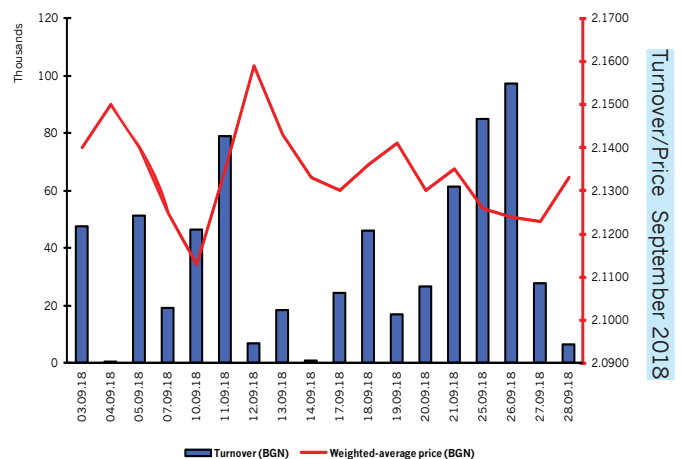


Industrial Holding Bulgaria

BSE code of the issue	4ID
Volume of the issue (common shares)	107,400,643
Nominal value (BGN per share)	1.00
Gross dividend 2017 (BGN per share)	0.00
Trading on regulated market as from the beginning of the year	
Volume in lots	15,149,213
Value in BGN	14,782,571.03
Trades	781
OTC trades as from the beginning of the year *	
Value in BGN	0.00
Volume in lots	0

Chimimport

BSE code of the issue	6C4
Volume of the issue (common shares)	239,646,267
Nominal value (BGN per share)	1.00
Gross dividend 2017 (BGN per share)	0.0630
Trading on regulated market as from the beginning of the year	
Volume in lots	10,618,286
Value in BGN	24,335,636.00
Trades	5,493
OTC trades as from the beginning of the year *	
Value in BGN	0.00
Volume in lots	0

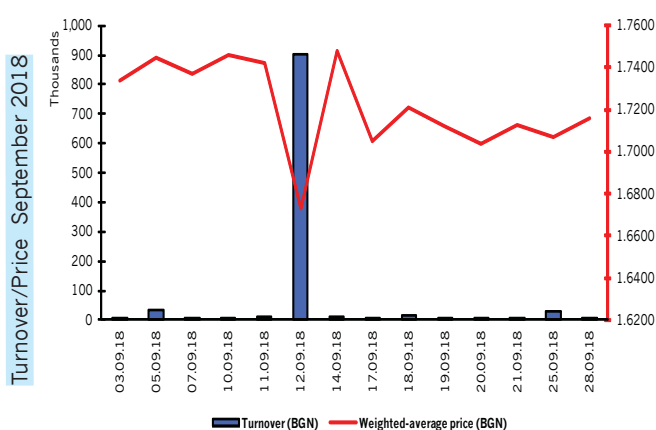
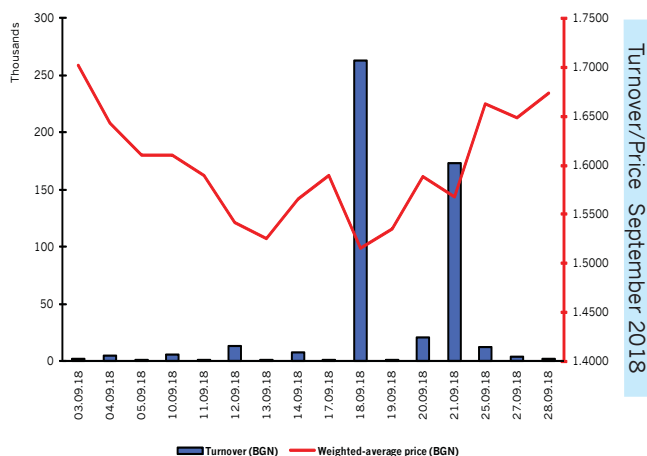


* Effective as from 03 January 2018, no OTC trades may be announced through the trading system of BSE

Top 5 Stocks by Trades **September 2018**

Doverie United Holding

BSE code of the issue	5DOV
Volume of the issue (common shares)	18,736,099
Nominal value (BGN per share)	1.00
Gross dividend 2017 (BGN per share)	0.00
Trading on regulated market as from the beginning of the year	
Volume in lots	673,088
Value in BGN	1,138,555.55
Trades	817
OTC trades as from the beginning of the year *	
Value in BGN	0.00
Volume in lots	0



Central Cooperative Bank

BSE code of the issue	4CF
Volume of the issue (common shares)	113,154,291
Nominal value (BGN per share)	1.00
Gross dividend 2017 (BGN per share)	0.00
Trading on regulated market as from the beginning of the year	
Volume in lots	3,852,308
Value in BGN	7,012,016.71
Trades	1,839
OTC trades as from the beginning of the year *	
Value in BGN	0.00
Volume in lots	0