

**October
2024**

MONTHLY BULLETIN



БФБ

BULGARIAN STOCK EXCHANGE
1000 Sofia, 6 Tri ushi St.
Tel: (+359 2) 937 09 45; 937 09 34
<http://www.bse-sofia.bg>; e-mail: bse@bse-sofia.bg

General Statistics

October
2024

Capitalization of BSE Main Market		Change	
As of 31 October 2024			
Market Segment	Capitalization (BGN)	September * 2024	October * 2023
EuroBridge Market Segment	1 203 987 445.60	-2.86%	n/a
Premium Equities Segment	2 553 025 679.17	-2.30%	-20.23%
Standard Equities Segment	8 702 626 522.92	-0.63%	9.54%
Special Purpose Vehicles Segment	1 306 433 314.95	1.28%	14.26%
Total Capitalization of BSE Main Market	13 766 072 962.64	-0.97%	12.02%

* as of the end of the period

Issues admitted to trading on BSE Main Market			
Market Segment	Number of new issues	Number of delisted issues	Number of listed issues as of the end of the month
EuroBridge Market Segment	0	0	1
Premium Equities Segment	0	0	10
Standard Equities Segment	0	0	53
Special Purpose Vehicles Segment	1	0	17
Bonds Segment	1	1	109
Compensatory Instruments Segment	0	0	3
Exchange Traded Products Segment	0	0	22
Subscription Rights Segment	1	1	1
Initial Public Offering Segment	0	0	0
Government Securities Segment	0	0	16
TOTAL :	3	2	231

* as of the end of the period

BSE Indices

SOFIX

Value *	849.20
Monthly change	-1.06%
Annual change	13.68%
P/E **	9.70
P/B **	1.58

BGBX 40

Value *	167.81
Monthly change	-1.23%
Annual change	6.70%
P/E **	13.33
P/B **	2.03

BG TR30

Value *	854.31
Monthly change	-1.98%
Annual change	8.72%
P/E **	20.08
P/B **	2.03

BG REIT

Value *	213.14
Monthly change	2.45%
Annual change	12.34%
P/E **	20.57
P/B **	2.38

* Values as of 31 October 2024

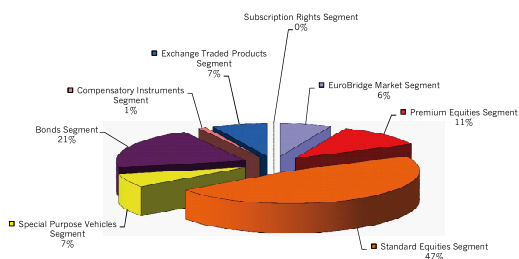
** P (prices) are weighted-average

** Financial reports data (ttm)

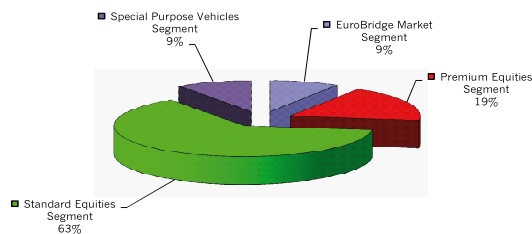
Monthly Trading by BSE Main Market Segments

Market Segment	October 2024			Change in turnover (%)	
	Trades	Turnover (BGN)	Volume (lots)	September 2024	October 2023
EuroBridge Market Segment	399	1 685 365	25 167	198.98%	n/a
Premium Equities Segment	1 546	2 973 567	1 196 660	-26.26%	-26.33%
Standard Equities Segment	1 749	12 418 112	2 061 487	98.00%	-62.80%
Special Purpose Vehicles Segment	533	1 790 305	387 926	68.14%	-9.62%
Bonds Segment	14	5 379 938	1 827	-40.31%	-75.88%
Compensatory Instruments Segment	79	258 413	444 169	-90.55%	126.64%
Exchange Traded Products Segment	52	1 811 920	204 516	889.53%	248.91%
Subscription Rights Segment	20	2 153	2 153 035	-97.68%	n/a
Initial Public Offering Segment	0	0	0	n/a	n/a
Government Securities Segment	0	0	0	n/a	n/a
Privatisation Segment	0	0	0	n/a	n/a
TOTAL:	4 392	26 319 773	6 474 787	9.86%	-57.78%

Turnover by Segments of BSE Main Market



Capitalization by Segments of BSE Main Market



New issues admitted to trading on the BSE Main Market in October

Issue	Issuer	First Trading Day	Currency	Amount of the issue in the respective currency	Market Segment
TTI	Te-Trade Invest REIT	15.10.2024	BGN	700 000	Special Purpose Vehicles Segment
BEFB	Bulgarian Private Equity Fund AD	01.10.2024	EUR	5 500 000	Bonds Segment

Daily-Average Trading by BSE Main Market Segments

Market Segment	October 2024			Change in turnover (%)	
	Trades	Turnover (BGN)	Volume (lots)	September 2024	October 2023
EuroBridge Market Segment	17	73 277	1 094	146.98%	n/a
Premium Equities Segment	67	129 286	52 029	-39.09%	-29.53%
Standard Equities Segment	76	539 918	89 630	63.56%	-64.42%
Special Purpose Vehicles Segment	23	77 839	16 866	38.90%	-13.55%
Bonds Segment	1	233 910	79	-50.69%	-76.92%
Compensatory Instruments Segment	3	11 235	19 312	-92.20%	116.79%
Exchange Traded Products Segment	2	78 779	8 892	717.44%	233.74%
Subscription Rights Segment	1	94	93 610	-98.08%	n/a
Initial Public Offering Segment	0	0	0	n/a	n/a
Government Securities Segment	0	0	0	n/a	n/a
Privatisation Segment	0	0	0	n/a	n/a
TOTAL:	191	1 144 338	281 512	-9.25%	-59.61%

Number of trading sessions in October

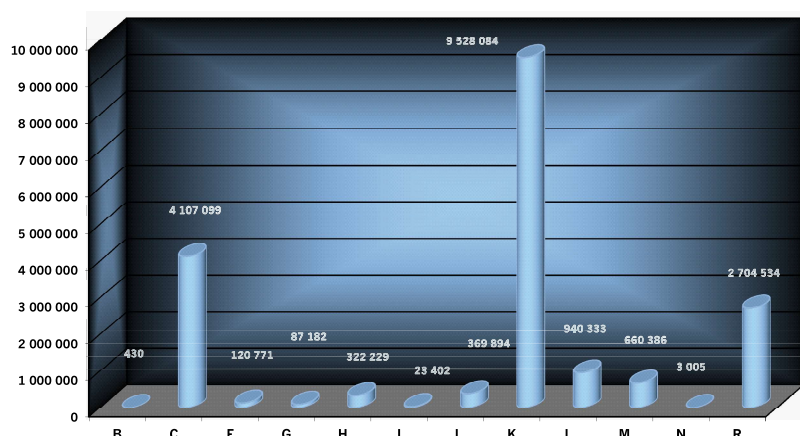
23

Monthly Average USD/BGN Exchange Rate

1.7916

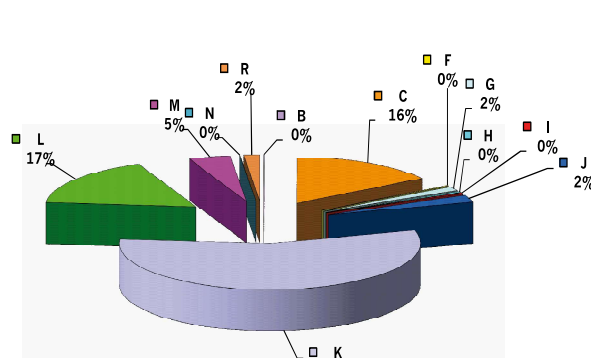
Trading by sections under NACE, Rev. 2		Trades	Volume (lots)	Turnover (BGN)
B	Mining and quarrying	1	100	430.00
C	Manufacturing	887	414 060	4 107 098.93
F	Construction	63	20 181	120 770.90
G	Wholesale and retail trade; repair of motor vehicles and motorcycles	82	116 085	87 181.55
H	Transportation and storage	50	1 880	322 229.00
I	Accommodation and food service activities	23	927	23 402.00
J	Information and communication	139	46 877	369 893.95
K	Financial and insurance activities	2 413	2 334 326	9 528 084.30
L	Real estate activities	73	207 878	940 332.99
M	Professional, scientific and technical activities	332	376 565	660 386.18
N	Administrative and support service activities	4	1 755	3 004.70
R	Arts, entertainment and recreation	160	150 606	2 704 533.80

Share of sections under NACE, Rev. 2 in the total turnover (BGN) on the BSE Main Market in October



- B Mining and quarrying
- C Manufacturing
- F Construction
- G Wholesale and retail trade; repair of motor vehicles and motorcycles
- H Transportation and storage
- I Accommodation and food service activities
- J Information and communication
- K Financial and insurance activities
- L Real estate activities
- M Professional, scientific and technical activities
- N Administrative and support service activities
- R Arts, entertainment and recreation

Share of sections under NACE, Rev. 2 in the total turnover on the BSE Main Market in the last 365 days



- B Mining and quarrying
- C Manufacturing
- F Construction
- G Wholesale and retail trade; repair of motor vehicles and motorcycles
- H Transportation and storage
- I Accommodation and food service activities
- J Information and communication
- K Financial and insurance activities
- L Real estate activities
- M Professional, scientific and technical activities
- N Administrative and support service activities
- R Arts, entertainment and recreation

TOP 5

Liquidity Ranking

Issuer	Trades	Volume (lots)	Turnover (BGN)
CB First Investment Bank AD	525	222 308	857 305.70
Shelly Group AD	399	25 167	1 685 364.72
Bulgarian Real Estate Fund REIT	249	162 574	636 346.50
Sopharma AD	206	66 077	388 008.26
Doverie United Holding PLC	203	49 163	398 992.04

TOP 5

Members

Trades		Turnover (BGN)	
Inv. Intermediary "Karoll" AD	3 476	Inv. Intermediary "Karoll" AD	9 300 570.11
Inv. Intermediary "Elana Trading" AD	1 961	Inv. Intermediary "Elana Trading" AD	7 522 068.90
Inv. Intermediary "First Financial Brokerage House" EOOD	753	Inv. Intermediary "Euro - Finance" AD	6 541 688.92
Inv. Intermediary "BenchMark Finance" AD	632	Inv. Intermediary "Real Finance" AD	5 582 770.27
Inv. Intermediary "UG Market" EAD	313	Inv. Intermediary "Sofia International Securities" AD	5 254 215.83

TOP 30

Capitalization as of 31 October 2024

Issues of shares on the BSE Main Market

Issue	Issuer	Amount (Shares)	Closing price	Trading currency	Capitalization (BGN)
THQM	Tchaikapharma High Quality Medicines AD	91 800 000	17.8000	BGN	1 634 040 000.00
SLYG	Shelly Group AD	18 105 559	34.0000	EUR	1 203 987 445.60
SPDY	Speedy AD	5 377 619	218.0000	BGN	1 172 320 942.00
SFA	Sopharma AD	179 100 063	5.8800	BGN	1 053 108 370.44
FIB	CB First Investment Bank AD	149 084 800	3.8800	BGN	578 449 024.00
EUBG	Eurohold Bulgaria AD	260 500 000	1.4600	BGN	380 330 000.00
MSH	M+S Hydraulic AD	39 445 200	9.6000	BGN	378 673 920.00
VAM	Velgraf Asset Management AD	68 979 758	4.7400	BGN	326 964 052.92
GR6	Gradus AD	243 608 710	1.2400	BGN	302 074 800.40
HVAR	Holding Varna AD	6 485 897	46.0000	BGN	298 351 262.00
ATER	Advance Terrafund REIT	85 110 091	3.2500	BGN	276 607 795.75
TIB	Telematic Interactive Bulgaria AD	12 960 018	20.8000	BGN	269 568 374.40
SO	Smart Organic AD	11 340 999	21.4000	BGN	242 697 378.60
CCB	CB Central Cooperative Bank AD	127 129 970	1.6200	BGN	205 950 551.40
ODES	Odessos Shiprepair Yard AD	586 642	346.0000	BGN	202 978 132.00
SFT	Sopharma Trading AD	34 276 050	5.8000	BGN	198 801 090.00
SYN	Synthetica AD	3 000 000	66.0000	BGN	198 000 000.00
SFI	Sopharma Properties REIT	21 951 320	9.0000	BGN	197 561 880.00
SPH	Stara Planina Hold AD	21 000 000	9.3000	BGN	195 300 000.00
HRZ	Rodna Zemya Holding AD	56 010 597	3.1000	BGN	173 632 850.70
IHB	Industrial Holding Bulgaria PLC	96 808 417	1.7700	BGN	171 350 898.09
DUH	Doverie United Holding PLC	21 499 855	7.8600	BGN	168 988 860.30
GTH	Galata Investment Company AD	68 571 234	2.4600	BGN	168 685 235.64
CHIM	Chimimport AD	239 646 267	0.7000	BGN	167 752 386.90
CHSB	Himsnab Bulgaria AD	2 494 631	65.5000	BGN	163 398 330.50
BSP	Balkan and Sea Properties REIT	6 925 156	23.0000	BGN	159 278 588.00
CAPM	Capital Management SPV	1 758 296	84.0000	BGN	147 696 864.00
T57	Trace Group Hold AD	24 200 000	5.9500	BGN	143 990 000.00
BREF	Bulgarian Real Estate Fund REIT	34 641 925	4.0000	BGN	138 567 700.00
AGH	Agria Group Holding AD	6 800 000	19.7500	BGN	134 300 000.00

EuroBridge Market Segment

Issue	Issuer	Nominal (BGN)	Amount (Shares)	Closing price (EUR)	Capitalisation (EUR)
SLYG	Shelly Group AD	1.00	18 105 559	34.0000	615 589 006.00

Premium Equities Segment

Issue	Issuer	Nominal (BGN)	Amount (Shares)	Closing price (BGN)	Capitalisation (BGN)
AGH	Agria Group Holding AD	1.00	6 800 000	19.7500	134 300 000.00
BNR	Bianor Holding AD	1.00	16 334 362	5.6000	91 472 427.20
BSE	Bulgarian Stock Exchange AD	1.00	13 165 720	8.0500	105 984 046.00
CCB	CB Central Cooperative Bank AD	1.00	127 129 970	1.6200	205 950 551.40
CHIM	Chimimport AD	1.00	239 646 267	0.7000	167 752 386.90
FIB	CB First Investment Bank AD	1.00	149 084 800	3.8800	578 449 024.00
KBG	Korado-Bulgaria AD	1.00	13 168 614	4.5000	59 258 763.00
MONB	Monbat AD	1.00	39 000 000	2.5200	98 280 000.00
SFA	Sopharma AD	1.00	179 100 063	5.8800	1 053 108 370.44
SGH	Sirma Group Holding AD	1.00	59 360 518	0.9850	58 470 110.23

Standard Equities Segment

Issue	Issuer	Nominal (BGN)	Amount (Shares)	Closing price (BGN)	Capitalisation (BGN)
ALB	Albena AD	1.00	4 273 126	25.2000	107 682 775.20
ALCM	Alcomet AD	1.00	17 952 959	6.3500	114 001 289.65
ALFB	Alpha Bulgaria AD	1.00	26 120 000	2.1600	56 419 200.00
ASKR	Asenova Krepost AD	3.00	4 296 006	15.4000	66 158 492.40
BBRD	Billboard AD	1.00	15 000 000	0.6000	9 000 000.00
BRP	Bulgarian River Shipping AD	1.00	35 708 674	0.6000	21 425 204.40
BMTL	Bulmetal AD	1.00	7 155 179	8.9000	63 681 093.10
TXIM	CB Texim Bank AD	1.00	36 795 036	3.2400	119 215 916.64
DUH	Doverie United Holding PLC	1.00	21 499 855	7.8600	168 988 860.30
EAC	Elana Agrocredit AD	1.00	46 692 133	1.0800	50 427 503.64
11C	Eleven Capital AD	1.00	2 301 528	17.7000	40 737 045.60
ELHM	Elhim Iskra AD	1.00	25 108 410	0.8500	21 342 148.50
EMKA	EMKA AD	1.00	43 399 452	2.0600	89 402 871.12
ETR	Etropal AD	1.00	5 000 000	4.2000	21 000 000.00
EUBG	Eurohold Bulgaria AD	1.00	260 500 000	1.4600	380 330 000.00
GTH	Galata Investment Company AD	1.00	68 571 234	2.4600	168 685 235.64
GR6	Gradus AD	1.00	243 608 710	1.2400	302 074 800.40
CHSB	Himsnab Bulgaria AD	1.00	2 494 631	65.5000	163 398 330.50
HCEN	Holding Center AD	1.00	735 910	40.0000	29 436 400.00
HNVK	Holding Nov Vek AD	1.00	5 610 437	21.4000	120 063 351.80
HSOF	Holding Sveta Sofia AD	1.00	9 940 391	3.4600	34 393 752.86
HVAR	Holding Varna AD	1.00	6 485 897	46.0000	298 351 262.00
HES	Hydraulic Elements and Systems /HES/ AD	1.00	18 193 752	5.4500	99 155 948.40
HIKA	Industrial Capital Holding AD	1.00	15 864 544	2.8000	44 420 723.20
IHB	Industrial Holding Bulgaria PLC	1.00	96 808 417	1.7700	171 350 898.09
IDH	Industry Development Holding AD	1.00	9 980 925	2.7400	27 347 734.50
IBG	Investor.BG AD	1.00	4 782 362	21.6000	103 299 019.20
MSH	M+S Hydraulic AD	1.00	39 445 200	9.6000	378 673 920.00
NLC	Neo London Capital PLC	100.00	99 950	234.0000	23 388 300.00
NEOH	Neochim AD	1.00	2 654 358	24.0000	63 704 592.00
ODES	Odessos Shiprepair Yard AD	1.00	586 642	346.0000	202 978 132.00
NGAZ	Oil and Gas Exploration and Production AD	1.00	12 228 062	4.3000	52 580 666.60
PET	Petrol AD	4.00	27 312 403	0.7400	20 211 178.22
HRZ	Rodna Zemya Holding AD	1.00	56 010 597	3.1000	173 632 850.70
HSI	Sila Holding AD	1.00	36 852 997	3.0600	112 770 170.82
SO	Smart Organic AD	1.00	11 340 999	21.4000	242 697 378.60

Capitalisation by Issues

October
2024

Issue	Issuer	Nominal (BGN)	Amount (Shares)	Closing price (BGN)	Capitalisation (BGN)
SCOM	Sofia Commerce-Pawn Brokerage AD	1.00	8 937 384	5.0000	44 686 920.00
SFT	Sopharma Trading AD	1.00	34 276 050	5.8000	198 801 090.00
SPDY	Speedy AD	1.00	5 377 619	218.0000	1 172 320 942.00
SKEH	SS Konstantine and Elena Holding AD	1.00	3 309 560	25.0000	82 739 000.00
SPH	Stara Planina Hold AD	1.00	21 000 000	9.3000	195 300 000.00
SNRG	Synergon Holding AD	1.00	18 358 849	1.0800	19 827 556.92
SYN	Synthetica AD	1.00	3 000 000	66.0000	198 000 000.00
THQM	Tchaikapharma High Quality Medicines AD	1.00	91 800 000	17.8000	1 634 040 000.00
TBS	Telelink Business Services Group AD	1.00	12 500 000	8.3500	104 375 000.00
TIB	Telematic Interactive Bulgaria AD	1.00	12 960 018	20.8000	269 568 374.40
TCH	TK-Hold PLC	1.00	8 539 384	7.7500	66 180 226.00
TOPL	Toplivo AD	1.00	5 416 829	3.7000	20 042 267.30
T57	Trace Group Hold AD	1.00	24 200 000	5.9500	143 990 000.00
VAM	Velgraf Asset Management AD	1.00	68 979 758	4.7400	326 964 052.92
WMG	Web Media Group AD	1.00	7 840 000	1.5400	12 073 600.00
ZHBG	Zarneni Hrani Bulgaria AD	1.00	195 660 287	0.1230	24 066 215.30
HLEV	Zlaten Lev Holding AD	1.00	6 481 960	4.2000	27 224 232.00

Special Purpose Vehicles Segment

Issue	Issuer	Nominal (BGN)	Amount (Shares)	Closing price (BGN)	Capitalisation (BGN)
AKTV	Aktiv Properties REIT	9.00	2 192 011	5.7500	12 604 063.25
ALT	Alteron REIT	1.00	1 504 998	25.4000	38 226 949.20
ATER	Advance Terrafund REIT	1.00	85 110 091	3.2500	276 607 795.75
BPF	Bravo Property Fund REIT	1.00	36 700 000	1.0600	38 902 000.00
BREF	Bulgarian Real Estate Fund REIT	1.00	34 641 925	4.0000	138 567 700.00
BRF	Bulgarian Receivables Fund SPE	1.00	1 500 000	1.7400	2 610 000.00
BSP	Balkan and Sea Properties REIT	1.00	6 925 156	23.0000	159 278 588.00
CAPM	Capital Management SPV	1.00	1 758 296	84.0000	147 696 864.00
FAM	Finance Assistance Management SPV	1.00	650 000	4.1600	2 704 000.00
FPP	FairPlay Properties REIT	1.00	78 545 400	0.9450	74 225 403.00
LAND	Bulland Investments REIT	1.00	15 008 125	0.9300	13 957 556.25
PREM	Premier Fund REIT	1.00	1 799 999	13.8000	24 839 986.20
RPF	Roi Property Fund REIT	1.00	6 162 500	8.8500	54 538 125.00
SBPF	Super Borovetz Property Fund REIT	1.00	23 379 995	3.1400	73 413 184.30
SFB	Sopharma Buildings REIT	1.00	3 899 940	13.0000	50 699 220.00
SFI	Sopharma Properties REIT	1.00	21 951 320	9.0000	197 561 880.00
TTI	Te-Trade Invest REIT	1.00	700 000		



Trade by Issues

October
2024

EuroBridge Market Segment

Issue	Issuer	Trades	Volume (lots)	Turnover (BGN)	Trading currency	Weighted & Corrected Values			Closing price	As from
						Average price	Min. price	Max. price		
SLYG	Shelly Group AD	399	25 167	1 685 364.72	EUR	34.2398	32.9272	35.7182	34.0000	31.10.2024

Premium Equities Segment

Issue	Issuer	Trades	Volume (lots)	Turnover (BGN)	Trading currency	Weighted & Corrected Values			Closing price	As from
						Average price	Min. price	Max. price		
AGH	Agria Group Holding AD	43	5 460	107 496.60	BGN	19.6880	19.2744	20.0000	19.7500	31.10.2024
BNR	Bianor Holding AD	128	40 527	238 459.45	BGN	5.8840	5.5995	6.1000	5.6000	31.10.2024
BSE	Bulgarian Stock Exchange AD	119	69 647	560 794.90	BGN	8.0520	7.9992	8.1087	8.0500	31.10.2024
CCB	CB Central Cooperative Bank AD	54	41 452	67 611.78	BGN	1.6311	1.6000	1.6700	1.6200	31.10.2024
CHIM	Chimimport AD	129	345 720	243 457.68	BGN	0.7042	0.6880	0.7400	0.7000	31.10.2024
FIB	CB First Investment Bank AD	525	222 308	857 305.70	BGN	3.8564	3.5692	4.2298	3.8800	31.10.2024
KBG	Korado-Bulgaria AD	51	6 555	30 294.78	BGN	4.6216	4.4840	4.8000	4.5000	31.10.2024
MONB	Monbat AD	98	39 674	104 122.24	BGN	2.6244	2.5216	2.7600	2.5200	31.10.2024
SFA	Sopharma AD	206	66 077	388 008.26	BGN	5.8721	5.7158	5.9768	5.8800	31.10.2024
SGH	Sirma Group Holding AD	193	359 240	376 015.18	BGN	1.0467	0.9974	1.1086	0.9850	31.10.2024

Standard Equities Segment

Issue	Issuer	Trades	Volume (lots)	Turnover (BGN)	Trading currency	Weighted & Corrected Values			Closing price	As from
						Average price	Min. price	Max. price		
11C	Eleven Capital AD	77	7 935	142 979.50	BGN	18.0188	17.8141	18.5000	17.7000	29.10.2024
ALB	Albena AD	23	927	23 402.00	BGN	25.2449	25.0000	25.8000	25.2000	31.10.2024
ALCM	Alcomet AD	15	1 801	11 712.00	BGN	6.5031	6.3711	6.8500	6.3500	31.10.2024
ASKR	Asenova Krepost AD	1	19	292.60	BGN	15.4000	15.4000	15.4000	15.4000	16.10.2024
BBRD	Billboard AD	36	101 321	56 596.85	BGN	0.5586	0.4820	0.6000	0.6000	29.10.2024
BMTL	Bulmetal AD	24	27 713	235 251.50	BGN	8.4889	8.4033	8.9178	8.9000	31.10.2024
BRP	Bulgarian River Shipping AD	1	400	240.00	BGN	0.6000	0.6000	0.6000	0.6000	11.10.2024
CHSB	Himsnab Bulgaria AD	1	5	327.50	BGN	65.5000	65.5000	65.5000	65.5000	29.10.2024
DUH	Doverie United Holding PLC	203	49 163	398 992.04	BGN	8.1157	7.8989	8.4400	7.8600	31.10.2024
EAC	Elana Agrocredit AD	31	80 303	86 580.06	BGN	1.0782	1.0700	1.1000	1.0800	30.10.2024
ELHM	Elhim Iskra AD	6	2 329	1 866.89	BGN	0.8016	0.7900	0.8500	0.8500	24.10.2024
EMKA	EMKA AD	37	17 923	36 490.86	BGN	2.0360	2.0000	2.0600	2.0600	31.10.2024
ETR	Etropal AD	4	13 185	55 402.00	BGN	4.2019	4.2000	4.3000	4.2000	24.10.2024
EUBG	Eurohold Bulgaria AD	66	778 340	1 126 001.40	BGN	1.4467	1.3812	1.4779	1.4600	30.10.2024
GR6	Gradus AD	99	145 646	168 860.93	BGN	1.1594	1.0606	1.4100	1.2400	31.10.2024
GTH	Galata Investment Company AD	8	68 750	160 821.00	BGN	2.3392	2.3232	2.4600	2.4600	30.10.2024
HCEN	Holding Center AD	6	260	10 402.00	BGN	40.0077	40.0000	40.2000	40.0000	31.10.2024
HES	Hydraulic Elements and Systems /HES/ AD	16	1 870	10 267.55	BGN	5.4907	5.3500	5.6500	5.4500	31.10.2024
HIKA	Industrial Capital Holding AD	10	2 046	5 826.08	BGN	2.8475	2.7925	2.8800	2.8000	30.10.2024
HLEV	Zlaten Lev Holding AD	13	7 921	33 270.30	BGN	4.2003	4.2000	4.3000	4.2000	30.10.2024
HNVK	Holding Nov Vek AD	23	22 100	472 940.00	BGN	21.4000	21.4000	21.4000	21.4000	30.10.2024
HRZ	Rodna Zernya Holding AD	1	150	465.00	BGN	3.1000	3.1000	3.1000	3.1000	24.10.2024
HSI	Sila Holding AD	30	138 525	423 886.50	BGN	3.0600	3.0600	3.0600	3.0600	28.10.2024
HSOF	Holding Sveta Sofia AD	2	60	219.00	BGN	3.6500	3.4600	3.8400	3.4600	29.10.2024
HVAR	Holding Varna AD	96	3 133	143 185.40	BGN	45.7023	45.2000	45.8571	46.0000	29.10.2024
IBG	Investor.BG AD	9	6 125	131 080.00	BGN	21.4008	21.4000	21.6000	21.6000	30.10.2024
IDH	Industry Development Holding AD	2	125	339.50	BGN	2.7160	2.6200	2.7400	2.7400	23.10.2024

Trade by Issues

October
2024

Issue	Issuer	Trades	Volume (lots)	Turnover (BGN)	Trading currency	Weighted & Corrected Values			Closing price	As from
						Average price	Min. price	Max. price		
IHB	Industrial Holding Bulgaria PLC	5	2 277	3 979.94	BGN	1.7479	1.7000	1.7700	1.7700	30.10.2024
MSH	M+S Hydraulic AD	35	9 592	93 133.10	BGN	9.7095	9.4918	10.0000	9.6000	24.10.2024
NEOH	Neochim AD	195	109 822	2 707 345.10	BGN	24.6522	19.2000	26.4244	24.0000	30.10.2024
NGAZ	Oil and Gas Exploration and Production AD	1	100	430.00	BGN	4.3000	4.3000	4.3000	4.3000	28.10.2024
NLC	Neo London Capital PLC	1	2	468.00	BGN	234.0000	234.0000	234.0000	234.0000	24.10.2024
ODES	Odessos Shiprepair Yard AD	9	100	33 050.00	BGN	330.5000	330.0000	346.0000	346.0000	31.10.2024
PET	Petrol AD	22	14 973	11 288.37	BGN	0.7539	0.7283	0.8700	0.7400	24.10.2024
SCOM	Sofia Commerce-Pawn Brokerage AD	49	10 429	49 764.12	BGN	4.7717	4.4000	5.0667	5.0000	31.10.2024
SFT	Sopharma Trading AD	37	11 091	63 762.55	BGN	5.7490	5.7000	5.8500	5.8000	31.10.2024
SKEH	SS Konstantine and Elena Holding AD	1	20	500.00	BGN	25.0000	25.0000	25.0000	25.0000	02.10.2024
SNRG	Synergon Holding AD	18	8 919	10 743.11	BGN	1.2045	1.0600	1.2441	1.0800	25.10.2024
SO	Smart Organic AD	139	15 045	325 139.40	BGN	21.6111	21.0086	22.1401	21.4000	30.10.2024
SPDY	Speedy AD	49	1 480	321 989.00	BGN	217.5602	208.2000	224.0000	218.0000	31.10.2024
SPH	Stara Planina Hold AD	10	2 576	24 963.50	BGN	9.6908	9.3436	10.0780	9.3000	21.10.2024
SYN	Synthetica AD	20	24 848	1 639 978.00	BGN	66.0004	66.0000	66.0043	66.0000	29.10.2024
T57	Trace Group Hold AD	63	20 181	120 770.90	BGN	5.9844	5.8143	6.0600	5.9500	30.10.2024
TBS	Telelink Business Services Group AD	19	3 930	33 894.90	BGN	8.6247	8.4624	9.0000	8.3500	31.10.2024
TCH	TK-Hold PLC	6	437	3 401.75	BGN	7.7843	7.7500	7.8500	7.7500	29.10.2024
THQM	Tchaikapharma High Quality Medicines AD	15	1 034	18 125.80	BGN	17.5298	17.4000	17.6316	17.8000	25.10.2024
TIB	Telematic Interactive Bulgaria AD	160	150 606	2 704 533.80	BGN	17.9577	17.3096	19.6427	20.8000	31.10.2024
TOPL	Toplivo AD	3	200	740.00	BGN	3.7000	3.7000	3.7000	3.7000	31.10.2024
TXIM	CB Texim Bank AD	4	304	1 071.46	BGN	3.5245	3.4847	3.6000	3.2400	23.10.2024
VAM	Velgraf Asset Management AD	26	105 400	499 596.00	BGN	4.7400	4.7400	4.7400	4.7400	24.10.2024
WMG	Web Media Group AD	2	225	354.50	BGN	1.5756	1.5400	1.5800	1.5400	22.10.2024
ZHBG	Zarneni Hrani Bulgaria AD	20	89 821	11 390.63	BGN	0.1268	0.1230	0.1300	0.1230	30.10.2024

Special Purpose Vehicles Segment

Issue	Issuer	Trades	Volume (lots)	Turnover (BGN)	Trading currency	Weighted & Corrected Values			Closing price	As from
						Average price	Min. price	Max. price		
AKTV	Aktiv Properties REIT	1	100	575.00	BGN	5.7500	5.7500	5.7500	5.7500	03.10.2024
ALT	Alteron REIT	1	20	508.00	BGN	25.4000	25.4000	25.4000	25.4000	09.10.2024
ATER	Advance Terrafund REIT	191	169 402	544 475.24	BGN	3.2141	3.2020	3.2443	3.2500	31.10.2024
BPF	Bravo Property Fund REIT	22	22 211	23 576.99	BGN	1.0615	1.0520	1.0900	1.0600	28.10.2024
BREF	Bulgarian Real Estate Fund REIT	249	162 574	636 346.50	BGN	3.9142	3.5144	4.0080	4.0000	31.10.2024
BRF	Bulgarian Receivables Fund SPE	4	1 755	3 004.70	BGN	1.7121	1.7000	1.7400	1.7400	30.10.2024
BSP	Balkan and Sea Properties REIT	12	11 345	254 143.00	BGN	22.4013	22.4000	23.0000	23.0000	29.10.2024
CAPM	Capital Management SPV	23	2 824	237 216.00	BGN	84.0000	84.0000	84.0000	84.0000	22.10.2024
FAM	Finance Assistance Management SPV	2	300	1 248.00	BGN	4.1600	4.1600	4.1600	4.1600	30.10.2024
FPP	FairPlay Properties REIT	3	6 000	5 585.00	BGN	0.9308	0.8750	0.9420	0.9450	15.10.2024
LAND	Bulland Investments REIT	4	5 300	4 849.20	BGN	0.9149	0.9109	0.9216	0.9300	23.10.2024
PREM	Premier Fund REIT	5	555	7 659.00	BGN	13.8000	13.8000	13.8000	13.8000	31.10.2024
RPF	Roi Property Fund REIT	1	50	442.50	BGN	8.8500	8.8500	8.8500	8.8500	29.10.2024
SBPF	Super Borovetz Property Fund REIT	1	125	392.50	BGN	3.1400	3.1400	3.1400	3.1400	25.10.2024
SFB	Sopharma Buildings REIT	13	5 340	70 058.00	BGN	13.1195	13.0000	13.6000	13.0000	31.10.2024
SFI	Sopharma Properties REIT	1	25	225.00	BGN	9.0000	9.0000	9.0000	9.0000	07.10.2024

Trade by Issues

October
2024

Bonds Segment

Issue	Issuer	Trades	Volume (lots)	Turnover (BGN)	Trading currency	Clean Prices (% of nominal)				As from
						Average price	Min. price	Max. price	Closing price	
OFDE	Finance Direct AD	1	20	20 047.53	EUR	100.0000	100.0000	100.0000	100.0000	23.10.2024
8AVA	Asterion Bulgaria AD	2	26	20 292.71	EUR	98.0000	98.0000	98.0000	98.0000	21.10.2024
BAMB	CB Bulgarian American Credit Bank AD	1	1	98 243.05	EUR	99.0000	99.0000	99.0000	99.0000	04.10.2024
BEFB	Bulgarian Private Equity Fund AD	1	800	1 602 361.89	EUR	100.2000	100.2000	100.2000	100.2000	01.10.2024
CRFB	Collecto Capital SPV	1	300	314 028.69	BGN	100.0000	100.0000	100.0000	100.0000	01.10.2024
DUHB	Doverie United Holding PLC	3	23	23 675.90	BGN	102.8000	102.8000	102.8000	102.8000	18.10.2024
ECHB	Elea Capital Holding AD	1	40	79 924.42	EUR	100.2000	100.2000	100.2000	100.2000	31.10.2024
ITFB	ITF Group AD	1	92	210 835.76	EUR	110.8500	110.8500	110.8500	110.8500	16.10.2024
KAMB	Kambana Invest EAD	1	515	1 007 504.35	EUR	100.0000	100.0000	100.0000	100.0000	16.10.2024
TBID	CB TBI Bank EAD	2	10	2 003 024.18	EUR	101.7000	100.0010	103.4000	103.4000	17.10.2024

Exchange Traded Products Segment

Issue	Issuer	Trades	Volume (lots)	Turnover (BGN)	Trading currency	Weighted Values			Closing price	As from
						Average price	Min. price	Max. price		
BGX	Expat Bulgaria SOFIX UCITS ETF	20	30 539	37 147.95	BGN	1.2164	1.1690	1.2338	1.1690	31.10.2024
CCR7	Concord Fund-7 South-East Europe	4	112 000	1 612 800.00	BGN	14.4000	14.4000	14.4000	14.4000	16.10.2024
DYN	NIF Dynamic	1	30	354.00	BGN	11.8000	11.8000	11.8000	11.8000	25.10.2024
FPPV	FairPlay Properties REIT	1	6 000	468.00	BGN	0.0780	0.0780	0.0780	0.0780	01.10.2024
GLDX	Expat Gold	24	54 297	157 719.57	EUR	1.4852	1.4201	1.5390	1.5080	31.10.2024
SFAW	Sopharma AD	1	1 500	2 923.50	BGN	1.9490	1.9490	1.9490	1.9490	03.10.2024
SLQX	Expat Slovenia SBI TOP UCITS ETF	1	150	507.24	EUR	1.7290	1.7290	1.7290	1.7290	16.10.2024

Compensatory Instruments Segment

Issue	Issuer	Trades	Volume (lots)	Turnover (BGN)	Trading currency	Weighted Values			Closing price	As from
						Average price	Min. price	Max. price		
BLKC	Registered compensation vouchers under the OUFL Act and RLFLFF Act	59	215 374	163 503.00	BGN	0.7592	0.7300	0.7771	0.7360	30.10.2024
BLKD	Compensation notes under the CONP Act	20	228 795	94 909.77	BGN	0.4148	0.3800	0.4165	0.3810	30.10.2024

Subscription Rights Segment

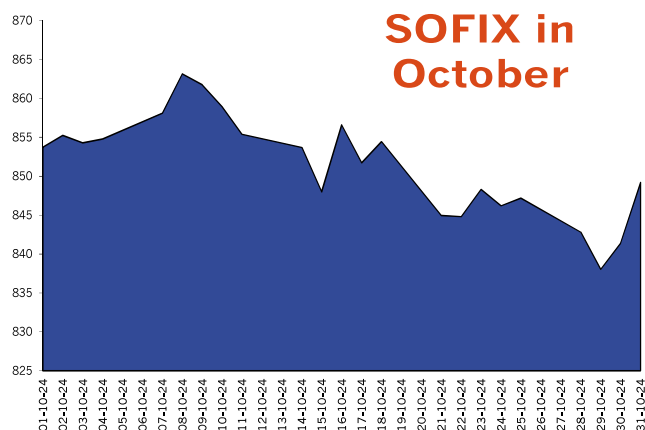
Issue	Issuer	Trades	Volume (lots)	Turnover (BGN)	Trading currency	Weighted Values			Closing price	As from
						Average price	Min. price	Max. price		
BNR3	Bianor Holding AD	19	2 151 229	2 151.23	BGN	0.0010	0.0010	0.0010	0.0010	04.10.2024
HVA1	Holding Varna AD	1	1 806	1.81	BGN	0.0010	0.0010	0.0010	0.0010	29.10.2024

Total trading statistics on a regulated market with indices components

Index	Volume Traded		Value Traded		Trades	
	Total volume (lots)	% of total volume	Total turnover (BGN)	% of total turnover	All trades #	% of all trades
SOFIX	2 389 077	65.52%	7 285 398.00	42.40%	2 541	66.38%
BGBX 40	3 271 076	89.72%	15 201 398.18	88.47%	3 916	102.30%
BG REIT	348 844	9.57%	1 506 281.74	8.77%	468	12.23%
BG TR30	2 843 425	77.99%	11 308 668.34	65.82%	3 125	81.64%

Market capitalisation of indices components

Index	Total (BGN)	% of total capitalization
SOFIX	5 020 076 146.26	36.47%
BGBX 40	9 419 263 550.92	68.42%
BG REIT	810 195 842.05	5.89%
BG TR30	7 773 683 228.56	56.47%



SOFIX Components

Issuer	Min. price	Max. price	Price currency	Volume (lots)	Trades	Turnover (BGN)
Agria Group Holding AD	19.2000	20.0000	BGN	5 460	43	107 496.60
Advance Terrafund REIT	3.1900	3.2500	BGN	169 402	191	544 475.24
Bulgarian Stock Exchange AD	7.9000	8.1500	BGN	69 647	119	560 794.90
Doverie United Holding PLC	7.8600	8.4400	BGN	49 163	203	398 992.04
Eurohold Bulgaria AD	1.3500	1.4900	BGN	778 340	66	1 126 001.40
Elana Agrocredit AD	1.0600	1.1000	BGN	80 303	31	86 580.06
Sirma Group Holding AD	0.9800	1.1100	BGN	359 240	193	376 015.18
Sopharma AD	5.6800	6.0000	BGN	66 077	206	388 008.26
Sopharma Trading AD	5.7000	5.8500	BGN	11 091	37	63 762.55
CB First Investment Bank AD	3.4800	4.4600	BGN	222 308	525	857 305.70
CB Central Cooperative Bank AD	1.5900	1.6700	BGN	41 452	54	67 611.78
Bulgarian Real Estate Fund REIT	3.5000	4.1600	BGN	162 574	249	636 346.50
Chimimport AD	0.6800	0.7400	BGN	345 720	129	243 457.68
Holding Varna AD	45.2000	46.0000	BGN	3 133	96	143 185.40
Shelly Group AD	32.2000	36.2000	EUR	25 167	399	1 685 364.72

BGBX 40 Components

Issuer	Min. price	Max. price	Price currency	Volume (lots)	Trades	Turnover (BGN)
Agria Group Holding AD	19.2000	20.0000	BGN	5 460	43	107 496.60
Advance Terrafund REIT	3.1900	3.2500	BGN	169 402	191	544 475.24
Albena AD	25.0000	25.8000	BGN	927	23	23 402.00
Alcomet AD	6.3000	6.9500	BGN	1 801	15	11 712.00
Bianor Holding AD	5.5000	6.1000	BGN	40 527	128	238 459.45
Bulgarian Stock Exchange AD	7.9000	8.1500	BGN	69 647	119	560 794.90
Velgraf Asset Management AD	4.7400	4.7400	BGN	105 400	26	499 596.00
Gradus AD	1.0400	1.4100	BGN	145 646	99	168 860.93
Doverie United Holding PLC	7.8600	8.4400	BGN	49 163	203	398 992.04
Eurohold Bulgaria AD	1.3500	1.4900	BGN	778 340	66	1 126 001.40
Elana Agrocredit AD	1.0600	1.1000	BGN	80 303	31	86 580.06
EMKA AD	2.0000	2.0600	BGN	17 923	37	36 490.86
Zarneni Hrani Bulgaria AD	0.1200	0.1300	BGN	89 821	20	11 390.63
Eleven Capital AD	17.6000	18.5000	BGN	7 935	77	142 979.50
Galata Investment Company AD	2.3200	2.4600	BGN	68 750	8	160 821.00
Industrial Holding Bulgaria PLC	1.7000	1.7700	BGN	2 277	5	3 979.94
Korado-Bulgaria AD	4.4400	4.8400	BGN	6 555	51	30 294.78
Monbat AD	2.5200	2.7600	BGN	39 674	98	104 122.24
M+S Hydraulic AD	9.4500	10.2000	BGN	9 592	35	93 133.10
Neochim AD	19.2000	27.2000	BGN	109 822	195	2 707 345.10
Petrol AD	0.7050	0.8700	BGN	14 973	22	11 288.37
Synergon Holding AD	1.0600	1.2500	BGN	8 919	18	10 743.11
Sirma Group Holding AD	0.9800	1.1100	BGN	359 240	193	376 015.18
Smart Organic AD	21.0000	22.6000	BGN	15 045	139	325 139.40
Sopharma AD	5.6800	6.0000	BGN	66 077	206	388 008.26
Sopharma Buildings REIT	13.0000	13.6000	BGN	5 340	13	70 058.00
Sopharma Trading AD	5.7000	5.8500	BGN	11 091	37	63 762.55
Sofia Commerce-Pawn Brokerage AD	4.4000	5.1000	BGN	10 429	49	49 764.12
Speedy AD	193.0000	226.0000	BGN	1 480	49	321 989.00
Stara Planina Hold AD	9.3000	10.2000	BGN	2 576	10	24 963.50
CB First Investment Bank AD	3.4800	4.4600	BGN	222 308	525	857 305.70
CB Central Cooperative Bank AD	1.5900	1.6700	BGN	41 452	54	67 611.78
Telelink Business Services Group AD	8.3500	9.0000	BGN	3 930	19	33 894.90
Telematic Interactive Bulgaria AD	17.0000	20.8000	BGN	150 606	160	2 704 533.80
Trace Group Hold AD	5.7000	6.1500	BGN	20 181	63	120 770.90
Bulgarian Real Estate Fund REIT	3.5000	4.1600	BGN	162 574	249	636 346.50
Hydraulic Elements and Systems /HES/ AD	5.3000	5.6500	BGN	1 870	16	10 267.55
Chimimport AD	0.6800	0.7400	BGN	345 720	129	243 457.68
Holding Varna AD	45.2000	46.0000	BGN	3 133	96	143 185.40
Shelly Group AD	32.2000	36.2000	EUR	25 167	399	1 685 364.72

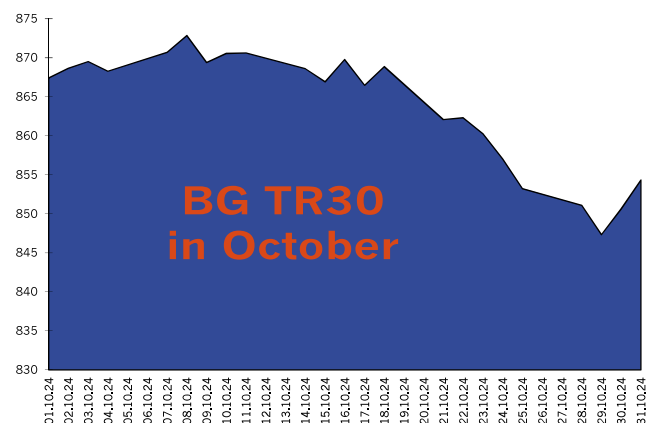
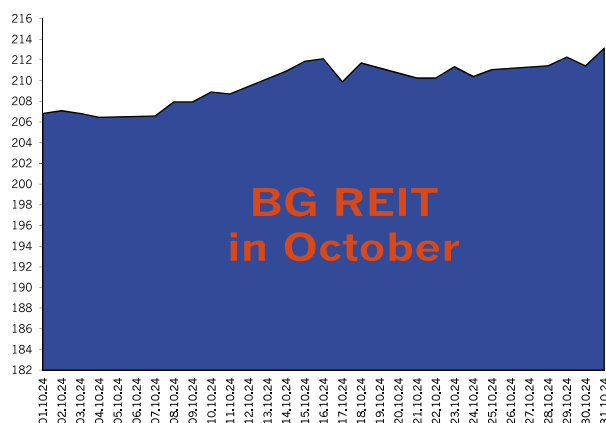


BG REIT Components

Issuer	Min. price	Max. price	Price currency	Volume (lots)	Trades	Turnover (BGN)
Advance Terrafund REIT	3.1900	3.2500	BGN	169 402	191	544 475.24
Balkan and Sea Properties REIT	22.4000	23.0000	BGN	11 345	12	254 143.00
Roi Property Fund REIT	8.8500	8.8500	BGN	50	1	442.50
Sopharma Buildings REIT	13.0000	13.6000	BGN	5 340	13	70 058.00
Super Borovetz Property Fund REIT	3.1400	3.1400	BGN	125	1	392.50
Bulgarian Real Estate Fund REIT	3.5000	4.1600	BGN	162 574	249	636 346.50
CCB Real Estate Fund REIT	53.0000	53.0000	BGN	8	1	424.00

BG TR30 Components

Issuer	Min. price	Max. price	Price currency	Volume (lots)	Trades	Turnover (BGN)
Agria Group Holding AD	19.2000	20.0000	BGN	5 460	43	107 496.60
Advance Terrafund REIT	3.1900	3.2500	BGN	169 402	191	544 475.24
Bianor Holding AD	5.5000	6.1000	BGN	40 527	128	238 459.45
Balkan and Sea Properties REIT	22.4000	23.0000	BGN	11 345	12	254 143.00
Bulgarian Stock Exchange AD	7.9000	8.1500	BGN	69 647	119	560 794.90
Velgraf Asset Management AD	4.7400	4.7400	BGN	105 400	26	499 596.00
Gradus AD	1.0400	1.4100	BGN	145 646	99	168 860.93
Doverie United Holding PLC	7.8600	8.4400	BGN	49 163	203	398 992.04
Eurohold Bulgaria AD	1.3500	1.4900	BGN	778 340	66	1 126 001.40
Elana Agrocredit AD	1.0600	1.1000	BGN	80 303	31	86 580.06
Eleven Capital AD	17.6000	18.5000	BGN	7 935	77	142 979.50
Galata Investment Company AD	2.3200	2.4600	BGN	68 750	8	160 821.00
M+S Hydraulic AD	9.4500	10.2000	BGN	9 592	35	93 133.10
Rodna Zemya Holding AD	3.1000	3.1000	BGN	150	1	465.00
Synthetica AD	66.0000	68.0000	BGN	24 848	20	1 639 978.00
Sirma Group Holding AD	0.9800	1.1100	BGN	359 240	193	376 015.18
Smart Organic AD	21.0000	22.6000	BGN	15 045	139	325 139.40
Sopharma AD	5.6800	6.0000	BGN	66 077	206	388 008.26
Sopharma Trading AD	5.7000	5.8500	BGN	11 091	37	63 762.55
Stara Planina Hold AD	9.3000	10.2000	BGN	2 576	10	24 963.50
Super Borovetz Property Fund REIT	3.1400	3.1400	BGN	125	1	392.50
CB First Investment Bank AD	3.4800	4.4600	BGN	222 308	525	857 305.70
CB Texim Bank AD	3.2400	3.6000	BGN	304	4	1 071.46
CB Central Cooperative Bank AD	1.5900	1.6700	BGN	41 452	54	67 611.78
Bulgarian Real Estate Fund REIT	3.5000	4.1600	BGN	162 574	249	636 346.50
Chimimport AD	0.6800	0.7400	BGN	345 720	129	243 457.68
Himsnab Bulgaria AD	65.5000	65.5000	BGN	5	1	327.50
Holding Varna AD	45.2000	46.0000	BGN	3 133	96	143 185.40
Holding Nov Vek AD	21.4000	21.4000	BGN	22 100	23	472 940.00
Shelly Group AD	32.2000	36.2000	EUR	25 167	399	1 685 364.72



EuroBridge Market Segment* (based on non-consolidated reports**)

Issue	Issuer	P / E	P / S	P / B	P / EBIT	ROA	EBIT / Total Asts.	ROE	EBIT / Equity	Current Ratio	Debt / Equity	Assets Turnover
SLYG	Shelly Group AD	119.41	83.42	37.29	118.85	0.31	0.31	0.33	0.33	26.44	0.02	0.44

EuroBridge Market Segment* (based on consolidated reports**)

Issue	Issuer	P / E	P / S	P / B	P / EBIT	ROA	EBIT / Total Asts.	ROE	EBIT / Equity	Current Ratio	Debt / Equity	Assets Turnover
SLYG	Shelly Group AD	29.63	6.79	9.75	25.48	0.33	0.37	0.38	0.43	8.62	0.11	1.43

Premium Equities Segment* (based on non-consolidated reports**)

Issue	Issuer	P / E	P / S	P / B	P / EBIT	ROA	EBIT / Total Asts.	ROE	EBIT / Equity	Current Ratio	Debt / Equity	Assets Turnover
AGH	Agria Group Holding AD	11.30	6.56	1.18	7.52	0.06	0.08	0.11	0.16	0.22	0.46	0.10
BNR	Bianor Holding AD		91.88	1.91						0.60	0.50	0.01
BSE	Bulgarian Stock Exchange AD	11.97	6.13	5.53	11.05	0.27	0.27	0.31	0.32	5.94	0.10	0.52
CCB	CB Central Cooperative Bank AD	2.02	0.74	0.25		0.01		0.13			0.90	
FIB	CB First Investment Bank AD	6.84	1.10	0.37		0.01		0.06			0.89	
CHIM	Chimimport AD	8.71	2.71	0.14	5.50	0.01	0.02	0.02	0.03	1.94	0.15	0.04
KBG	Korado-Bulgaria AD	19.09	1.62	2.54	12.30	0.10	0.12	0.13	0.15	2.39	0.25	1.14
MONB	Monbat AD	15.60	0.31	0.59	3.56	0.02	0.06	0.04	0.13	1.27	0.52	0.88
SGH	Sirma Group Holding AD	52.21	11.19	0.81	38.35	0.01	0.01	0.02	0.01	4.37	0.20	0.06
SFA	Sopharma AD	25.23	3.39	1.53	14.78	0.04	0.05	0.06	0.07	3.20	0.19	0.33

Premium Equities Segment* (based on consolidated reports**)

Issue	Issuer	P / E	P / S	P / B	P / EBIT	ROA	EBIT / Total Asts.	ROE	EBIT / Equity	Current Ratio	Debt / Equity	Assets Turnover
AGH	Agria Group Holding AD	6.37	0.18	0.44	2.19	0.03	0.06	0.07	0.13	1.00	0.57	1.08
BNR	Bianor Holding AD		2.42	1.95						1.26	0.45	0.50
BSE	Bulgarian Stock Exchange AD	3.46	1.73	1.37	2.96	0.04	0.05	0.47	0.53	1.05	0.91	0.08
CCB	CB Central Cooperative Bank AD	2.09	0.72	0.25		0.01		0.13			0.91	
FIB	CB First Investment Bank AD	4.59	1.05	0.36		0.01		0.08			0.90	
CHIM	Chimimport AD	1.95	0.01	0.10	0.63	0.01	0.01	0.06	0.09	1.27	0.86	1.18
MONB	Monbat AD	39.14	0.27	0.47	2.13	0.01	0.05	0.01	0.10	1.31	0.55	0.74
SGH	Sirma Group Holding AD		0.69	0.79	29.87					2.25	0.19	0.86
SFA	Sopharma AD	12.03	0.47	1.28	5.85	0.05	0.07	0.10	0.14	1.46	0.45	1.34

Standard Equities Segment* (based on non-consolidated reports**)

Issue	Issuer	P / E	P / S	P / B	P / EBIT	ROA	EBIT / Total Asts.	ROE	EBIT / Equity	Current Ratio	Debt / Equity	Assets Turnover
ALB	Albena AD	12.10	1.08	0.22	3.98	0.01	0.02	0.02	0.03	1.37	0.18	0.17
ALCM	Alcomet AD		0.23	0.40	5.36					1.29	0.42	1.04
ALFB	Alpha Bulgaria AD			2.18						4.54	0.01	
ASKR	Asenova Krepost AD	350.04	3.47	1.69	31.56	0.00	0.02	0.00	0.03	8.92	0.40	0.29
BBRD	Billboard AD	5.67	0.73	0.74	2.87	0.08	0.09	0.14	0.17	0.93	0.43	0.59
BRP	Bulgarian River Shipping AD		1.14	0.28	50.77					1.74	0.07	0.22
BMTL	Bulmetal AD			1.00		0.03	0.06	0.06	0.10	1.14	0.42	0.78
TXIM	CB Texim Bank AD	48.46	4.93	1.87		0.00		0.04			0.90	
DUH	Doverie United Holding PLC	25.10	8.00	3.21	21.30	0.08	0.09	0.14	0.16	0.96	0.42	0.24
EAC	Elana Agrocredit AD	15.54	5.06	0.94	7.53	0.03	0.07	0.06	0.12	4.28	0.43	0.10
11C	Eleven Capital AD	5.60	4.61	0.98	4.84	0.18	0.20	0.19	0.22	2.15	0.08	0.21
ELHM	Elhim Iskra AD		0.60	0.60						11.62	0.11	0.85

* Ratios are calculated on the base of the last weighted-average price as of the end of the month

** Financial reports data (ttm)

Methodology for Calculation of Financial Ratios is available at http://download.bse-sofia.bg/pdf/methodology_en.pdf

Financial Ratios

October
2024

Issue	Issuer	P / E	P / S	P / B	P / EBIT	ROA	EBIT / Total Asts.	ROE	EBIT / Equity	Current Ratio	Debt / Equity	Assets Turnover
EMKA	EMKA AD	10.33	0.59	1.35	7.51	0.13	0.14	0.14	0.15	20.01	0.05	2.23
ETR	Etropal AD	59.32	1.41	2.34	13.52	0.02	0.04	0.04	0.08	0.73	0.49	0.81
EUBG	Eurohold Bulgaria AD		7.64	1.75	31.91		0.02		0.05	0.39	0.68	0.08
GTH	Galata Investment Company AD	1429.53	101.01	2.15	1394.09	0.00	0.00	0.00	0.00	81.69		0.02
GR6	Gradus AD	1938.00	210.86	0.94	1037.24	0.00	0.00	0.00	0.00	329.81		
CHSB	Himsnab Bulgaria AD	13.77	94.41	1.60	16.81	0.10	0.08	0.12	0.10	3.64	0.19	0.01
HCEN	Holding Center AD	256.00	8.92	1.10	14.53	0.00	0.03	0.00	0.08	1.85	0.63	0.05
HNVK	Holding Nov Vek AD	104.58	21.96	1.88	28.48	0.01	0.03	0.02	0.07	2.06	0.56	0.04
HSOF	Holding Sveta Sofia AD		8.94	0.94	9.79	0.00	0.03		0.09	1.06	0.70	0.03
HVAR	Holding Varna AD	66.45	34.71	1.43	40.83	0.02	0.03	0.02	0.03	1.53	0.19	0.03
HES	Hydraulic Elements and Systems /HES/ AD	27.58	1.34	2.06	11.84	0.06	0.07	0.07	0.09	1.81	0.27	1.14
HIKA	Industrial Capital Holding AD	20.21	8.38	1.49	20.09	0.07	0.07	0.07	0.07	5.77	0.09	0.16
IHB	Industrial Holding Bulgaria PLC	41.13	17.33	0.63	37.12	0.01	0.02	0.02	0.02	5.92	0.08	0.03
IDH	Industry Development Holding AD		6.52	1.10	10.84	0.00	0.02		0.10	1.59	0.75	0.04
IBG	Investor.BG AD	92.22	11.19	2.39	66.09	0.02	0.03	0.03	0.03	1.89	0.14	0.19
MSH	M+S Hydraulic AD	32.52	2.67	3.17	16.11	0.08	0.08	0.09	0.10	3.16	0.16	0.92
NLC	Neo London Capital PLC	76.18	6.74	1.21	8.91	0.00	0.03	0.02	0.13	2.23	0.77	0.04
NEOH	Neochim AD		0.23	0.39						7.98	0.12	1.54
ODES	Odessos Shiprepair Yard AD	10.57	1.77	2.00	7.83	0.18	0.19	0.20	0.22	3.36	0.14	1.05
NGAZ	Oil and Gas Exploration and Production AD	19.26	2.00	0.52	7.03	0.02	0.03	0.03	0.03	2.77	0.21	0.21
PET	Petrol AD		0.04	1.80	0.93		0.04		1.32	0.77	0.97	1.63
HRZ	Rodna Zemya Holding AD	15.41	8.65	1.94	10.82	0.05	0.08	0.14	0.20	7.17	0.56	0.10
HSI	Sila Holding AD		39.28	2.07	50.84		0.01		0.04	2.25	0.63	0.02
SO	Smart Organic AD			3.15						4.80	0.26	
SCOM	Sofia Commerce-Pawn Brokerage AD	8.56	3.94	2.53	7.02	0.23	0.27	0.33	0.38	3.70	0.26	0.51
SFT	Sopharma Trading AD	5.52	0.14	1.00	3.52	0.06	0.08	0.20	0.26	1.12	0.68	2.37
SPDY	Speedy AD	25.50	3.22	11.07	14.64	0.21	0.24	0.45	0.51	1.28	0.51	1.64
SKEH	SS Konstantine and Elena Holding AD	261.58	6.13	1.25	31.75	0.00	0.02	0.00	0.03	4.42	0.36	0.11
SPH	Stara Planina Hold AD	29.83	21.47	4.13	29.82	0.12	0.12	0.14	0.14	1.68	0.15	0.16
SNRG	Synergion Holding AD	1.20	1.01	0.11	1.13	0.10	0.10	0.10	0.11	4.88	0.03	0.11
SYN	Synthetica AD		104.49	8.83						0.28	0.79	0.02
THQM	Tchaikapharma High Quality Medicines AD	453.78	30.32	14.80	217.42	0.03	0.04	0.03	0.04	5.89	0.13	0.40
TBS	Telelink Business Services Group AD	175.91	23.41	4.22	127.55	0.02	0.02	0.02	0.03	0.58	0.38	0.13
TIB	Telematic Interactive Bulgaria AD	13.06	2.06	5.18	11.44	0.28	0.31	0.36	0.41	2.58	0.27	1.76
TCH	TK-Hold PLC	188.00	48.13	3.28	124.16	0.01	0.01	0.02	0.03	0.91	0.56	0.03
TOPL	Toplivo AD		0.10	0.25	6.69	0.00	0.00		0.00	1.96	0.27	1.78
T57	Trace Group Hold AD	8.71	0.27	0.89	5.61	0.04	0.05	0.11	0.14	1.15	0.68	1.25
VAM	Velgraf Asset Management AD		46.25	2.76	64.34	0.00	0.02	0.00	0.04	1.54	0.51	0.03
WMG	Web Media Group AD		6.76	3.17	18.16		0.01		0.05	2.26	0.66	0.14
ZHBG	Zarneni Hrani Bulgaria AD	29.67	2.79	0.09	8.79	0.00	0.01	0.00	0.01	1.88	0.18	0.03
HLEV	Zlaten Lev Holding AD	439.10	18.14	3.73	22.35	0.00	0.04	0.01	0.17	15.70	0.81	0.04

* Ratios are calculated on the base of the last weighted-average price as of the end of the month

** Financial reports data (ttm)

Methodology for Calculation of Financial Ratios is available at http://download.bse-sofia.bg/pdf/methodology_en.pdf

Financial Ratios

October
2024

Standard Equities Segment* (based on consolidated reports**)

Issue	Issuer	P / E	P / S	P / B	P / EBIT	ROA	EBIT / Total Asts.	ROE	EBIT / Equity	Current Ratio	Debt / Equity	Assets Turnover
ALB	Albena AD	21.79	0.81	0.24	3.74	0.01	0.01	0.01	0.02	0.70	0.25	0.22
ALCM	Alcomet AD		0.25	0.40	7.02					1.30	0.42	0.95
ALFB	Alpha Bulgaria AD			2.23						1.29	0.37	
ASKR	Asenova Krepost AD			1.70	0.09					3.19	0.26	
BBRD	Billboard AD	3.94	0.23	0.42	1.50	0.05	0.09	0.11	0.15	1.07	0.40	0.94
BRP	Bulgarian River Shipping AD	16.62	0.78	0.25	5.41	0.01	0.02	0.02	0.02	3.11	0.08	0.30
BMTL	Bulmetal AD			0.96	0.32					1.26	0.53	
TXIM	CB Texim Bank AD	48.46	4.93	1.87		0.00		0.04			0.90	
DUH	Doverie United Holding PLC	3.20	0.29	0.33	0.96	0.02	0.05	0.11	0.24	1.60	0.82	0.17
ETR	Etropal AD	21 000.00	1.53	2.48	18.97	0.00	0.01	0.00	0.03	0.70	0.56	0.74
EUBG	Eurohold Bulgaria AD		0.12	3.25	1.51	0.00	0.05		0.66	1.51	0.95	1.23
GR6	Gradus AD	63.09	1.77	0.98	21.37	0.01	0.02	0.02	0.02	3.71	0.11	0.48
CHSB	Himsnab Bulgaria AD	18.82	2.41	1.17	12.41	0.04	0.06	0.07	0.08	2.41	0.29	0.31
HCEN	Holding Center AD	303.51	8.64	1.06	14.41	0.00	0.03	0.00	0.07	1.86	0.62	0.05
HNVK	Holding Nov Vek AD		2.95	2.26	71.93				0.00	1.68	0.70	0.22
HSOF	Holding Sveta Sofia AD		2.73	0.90	5.28	0.00	0.03		0.12	1.33	0.74	0.06
HVAR	Holding Varna AD		3.28	1.63	22.47		0.01		0.03	1.18	0.52	0.20
HIKA	Industrial Capital Holding AD	9.02	0.13	0.57	0.95	0.02	0.12	0.07	0.14	3.64	0.20	1.24
IHB	Industrial Holding Bulgaria PLC	44.62	1.38	0.44	8.91	0.01	0.01	0.01	0.01	3.96	0.12	0.28
IDH	Industry Development Holding AD	3.03	1.42	0.53	1.96	0.04	0.07	0.19	0.21	2.07	0.67	0.09
IBG	Investor.BG AD		4.66	4.92	79.95		0.00		0.01	0.85	0.61	0.38
MSH	M+S Hydraulic AD	20.03	2.05	3.17	10.93	0.11	0.14	0.15	0.19	2.26	0.26	1.09
NLC	Neo London Capital PLC	8.50	2.55	1.04	3.37	0.02	0.05	0.13	0.22	1.35	0.78	0.07
NEOH	Neochim AD		0.21	0.38						9.60	0.10	1.63
NGAZ	Oil and Gas Exploration and Production AD	23.55	1.16	0.58	7.10	0.02	0.03	0.02	0.03	3.53	0.20	0.38
PET	Petrol AD	3.02	0.04	0.96	0.71	0.02	0.07	0.36	1.13	1.17	0.94	1.94
HRZ	Rodna Zemya Holding AD	65.65	0.87	1.76	6.81	0.01	0.02	0.03	0.07	1.65	0.66	0.57
HSI	Sila Holding AD	146.08	15.38	1.87	24.35	0.00	0.03	0.01	0.06	3.73	0.59	0.05
SO	Smart Organic AD			3.45	1.13					5.29	0.26	
SCOM	Sofia Commerce-Pawn Brokerage AD	9.39	3.74	2.59	7.23	0.20	0.24	0.30	0.31	5.45	0.20	0.50
SFT	Sopharma Trading AD	5.86	0.11	1.35	2.49	0.05	0.07	0.27	0.37	1.10	0.79	2.68
SPDY	Speedy AD	27.57	2.39	12.20	12.90	0.16	0.19	0.43	0.52	1.05	0.66	1.83
SKEH	SS Konstantine and Elena Holding AD		1.65	1.92	14.67		0.01		0.03	1.09	0.66	0.25
SPH	Stara Planina Hold AD	28.47	0.63	1.49	4.58	0.02	0.08	0.05	0.10	2.37	0.22	0.93
SNRG	Synergon Holding AD	4.36	0.02	0.08	1.19	0.01	0.02	0.02	0.03	1.77	0.29	2.45
SYN	Synthetica AD			10.10	35.64					0.57	0.86	
THQM	Tchaikapharma High Quality Medicines AD	774.76	30.02	13.82	269.27	0.02	0.02	0.02	0.03	5.60	0.13	0.40
TBS	Telelink Business Services Group AD	10.45	0.55	3.64	6.29	0.08	0.10	0.40	0.48	1.08	0.79	1.57
TIB	Telematic Interactive Bulgaria AD	14.03	2.05	5.14	11.32	0.25	0.28	0.33	0.37	2.34	0.33	1.68
TCH	TK-Hold PLC	123.47	4.80	1.49	33.70	0.01	0.01	0.01	0.01	7.21	0.10	0.26
TOPL	Toplivo AD			0.21	638.02					2.07	0.40	
T57	Trace Group Hold AD	6.04	0.27	0.94	3.92	0.06	0.07	0.16	0.20	1.18	0.70	1.30
VAM	Velgraf Asset Management AD	7 974.76	44.02	2.80	75.76	0.00	0.02	0.00	0.03	1.52	0.51	0.03
WMG	Web Media Group AD		3.90	3.59	14.96		0.00			3.37	0.70	0.23
ZHBG	Zarneni Hrani Bulgaria AD	4.97	0.28	0.09	1.56	0.01	0.02	0.02	0.03	3.41	0.22	0.21
HLEV	Zlaten Lev Holding AD	36.94	9.23	3.42	15.68	0.02	0.05	0.10	0.21	2.74	0.86	0.09

* Ratios are calculated on the base of the last weighted-average price as of the end of the month

** Financial reports data (ttm)

Methodology for Calculation of Financial Ratios is available at http://download.bse-sofia.bg/pdf/methodology_en.pdf

Financial Ratios

October
2024

SPVs Segment* (based on non-consolidated reports**)

Issue	Issuer	P / E	P / S	P / B	P / EBIT	ROA	EBIT / Total Asts.	ROE	EBIT / Equity	Current Ratio	Debt / Equity	Assets Turnover
ATER	Advance Terrafund REIT	18.64	13.74	0.85	18.64	0.04	0.04	0.05	0.05	4.77	0.01	0.06
AKTV	Aktiv Properties REIT		8.15	0.50	14.90				0.01	0.03	16.31	0.02
ALT	Alteron REIT		32.18	1.13	80.14				0.01	0.01	1.94	0.01
BSP	Balkan and Sea Properties REIT	109.84	19.52	2.84	41.87	0.01	0.03	0.03	0.07	1.09	0.52	0.07
BPF	Bravo Property Fund REIT	17.06	6.26	0.89	11.28	0.03	0.05	0.05	0.08	4.05	0.38	0.09
BREF	Bulgarian Real Estate Fund REIT	7.59	5.66	1.00	7.19	0.11	0.12	0.14	0.14	3.68	0.18	0.15
BRF	Bulgarian Receivables Fund SPE	9.28	0.83	1.47	2.38	0.01	0.03	0.16	0.62	2.95	0.95	0.10
LAND	Bulland Investments REIT		628.70	0.82						28.61	0.01	
CAPM	Capital Management SPV	30.64	11.56	1.84	26.16	0.04	0.05	0.06	0.07	6.57	0.21	0.12
FPP	FairPlay Properties REIT	19.01	6.96	0.69	13.38	0.03	0.03	0.04	0.04	6.05	0.32	0.07
FAM	Finance Assistance Management SPV	90.13		3.27	1.31	0.00	0.05	0.03	2.37	2.78	0.98	
PREM	Premier Fund REIT	258.75	5.71	1.24	14.72	0.00	0.02	0.00	0.07	0.01	0.73	0.06
RPF	Roi Property Fund REIT		46.58	2.20	109.09				0.01	0.02	6.70	0.02
SFB	Sopharma Buildings REIT		768.18	7.07						2.28	0.40	0.01
SFI	Sopharma Properties REIT	15.51	11.42	2.07	15.47	0.13	0.13	0.14	0.14	4.18	0.03	0.18
SBPF	Super Borovetz Property Fund REIT	41.17	8.54	1.41	26.67	0.02	0.03	0.03	0.05	0.70	0.34	0.10
TTI	Te-Trade Invest REIT											

* Ratios are calculated on the base of the last weighted-average price as of the end of the month

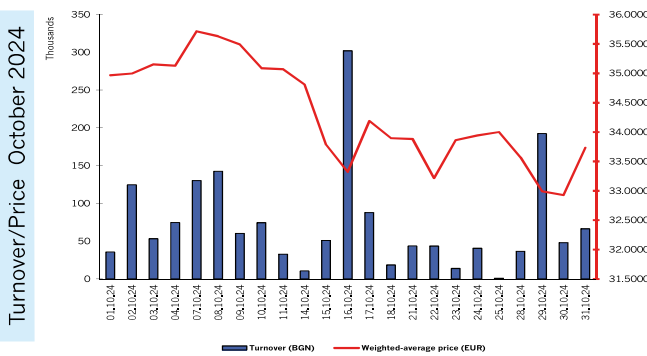
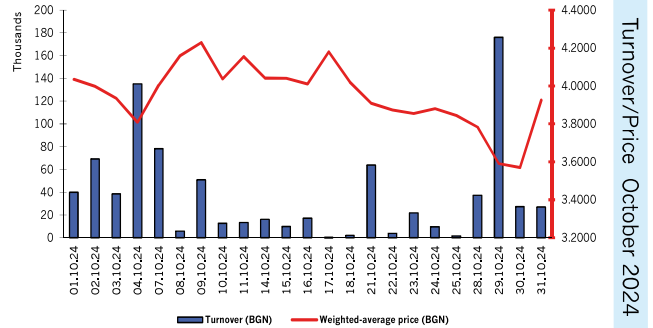
** Financial reports data (ttm)

Methodology for Calculation of Financial Ratios is available at http://download.bse-sofia.bg/pdf/methodology_en.pdf

Top 5 Stocks by Trades October 2024

First Investment Bank

BSE code of the issue	FIB
Volume of the issue (common shares)	149 084 800
Nominal value (BGN per share)	1.00
Last gross dividend 2023 (BGN per share)	0.00
Trading on regulated market as from the beginning of the year	
Volume in lots	3 524 525
Value in BGN	12 070 293.89
Trades	4 939

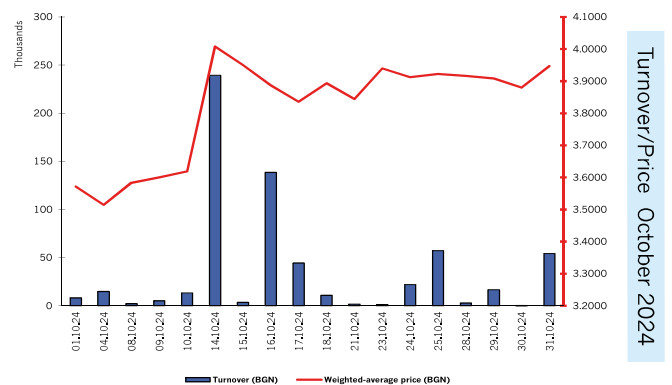


Shelly Group

BSE code of the issue	SLYG
Volume of the issue (common shares)	18 105 559
Nominal value (BGN per share)	1.00
Last gross dividend 2023 (EUR per share)	0.1300
Trading on regulated market as from the beginning of the year	
Volume in lots	442 493
Value in BGN	27 834 125.68
Trades	5 345

Bulgarian Real Estate Fund REIT

BSE code of the issue	BREF
Volume of the issue (common shares)	34 641 925
Nominal value (BGN per share)	1.00
Last gross dividend 2023 (BGN per share)	0.00
Trading on regulated market as from the beginning of the year	
Volume in lots	1 417 616
Value in BGN	4 003 283.62
Trades	1 521

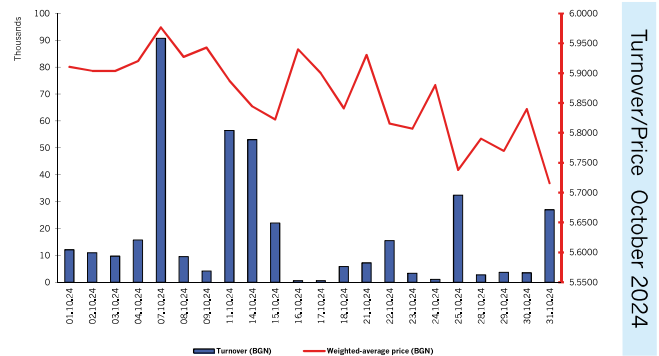


Top 5 Stocks by Trades

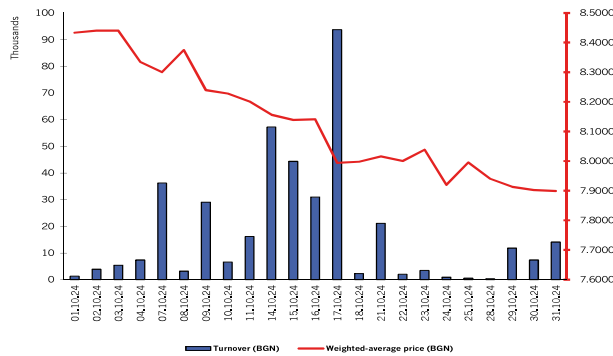
October 2024

Sopharma

BSE code of the issue	SFA
Volume of the issue (common shares)	179 100 063
Nominal value (BGN per share)	1.00
Last gross dividend 2024 (BGN per share)	0.0750
Trading on regulated market as from the beginning of the year	
Volume in lots	3 654 763
Value in BGN	21 977 496.96
Trades	3 288



Turnover/Price October 2024



Doverie United Holding

BSE code of the issue	DUH
Volume of the issue (common shares)	21 499 855
Nominal value (BGN per share)	1.00
Last gross dividend 2023 (BGN per share)	0.00
Trading on regulated market as from the beginning of the year	
Volume in lots	733 031
Value in BGN	6 400 165.70
Trades	2 455