

**October  
2019**

# **MONTHLY BULLETIN**



**БФБ**

**BULGARIAN STOCK EXCHANGE**

1000 Sofia, 6 Tri ushi St.

Tel: (+359 2) 937 09 45; Fax: (+359 2) 937 09 46

<http://www.bse-sofia.bg>; e-mail: [bse@bse-sofia.bg](mailto:bse@bse-sofia.bg)

# General Statistics

October  
2019

Capitalization of BSE Main Market		Change	
As of 31 October 2019			
Market Segment	Capitalization	September* 2019	October * 2018
Premium Equities Segment	1,763,454,846.13	-2.29%	-10.51%
Standard Equities Segment	6,165,822,827.76	-2.56%	18.14%
Special Purpose Vehicles Segment	663,464,083.57	-0.10%	70.85%
<b>Total Capitalization of BSE Main Market</b>	<b>8,592,741,757.46</b>	<b>-2.32%</b>	<b>13.39%</b>

\* as of the end of the period

Issues admitted to trading on BSE Main Market			
Market Segment	Number of new issues	Number of delisted issues	Number of listed issues as of the end of the month
Premium Equities Segment	0	0	7
Standard Equities Segment	0	0	60
Special Purpose Vehicles Segment	0	0	14
Bonds Segment	0	2	68
Compensatory Instruments Segment	0	0	3
Exchange Traded Products Segment	0	0	13
Subscription Rights Segment	2	3	0
Initial Public Offering Segment	0	0	0
Government Securities Segment	0	0	17
<b>TOTAL :</b>	<b>2</b>	<b>5</b>	<b>182</b>

\* as of the end of the period

## BSE Indices

### SOFIX

Value *	556.84
Monthly change	-2.41%
Annual change	-6.70%
P/E **	8.12
P/B **	0.77

### BGBX 40

Value *	109.83
Monthly change	-3.18%
Annual change	-6.15%
P/E **	10.71
P/B **	1.41

### BG TR30

Value *	499.66
Monthly change	-1.51%
Annual change	0.07%
P/E **	17.69
P/B **	2.18

### BG REIT

Value *	130.42
Monthly change	1.83%
Annual change	11.25%
P/E **	14.17
P/B **	1.10

\* Values as of 31 October 2019

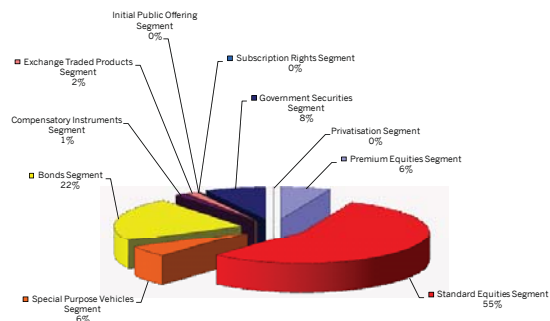
\*\* P (prices) are weighted-average

\*\* Financial reports data (ttm)

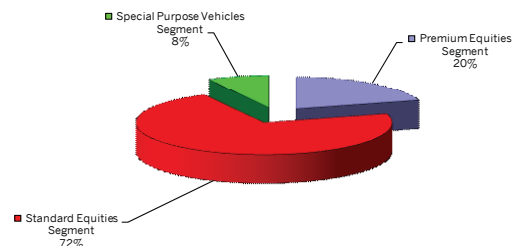
## Monthly Trading by BSE Main Market Segments

Market Segment	October 2019			Change in turnover (%)	
	Trades	Turnover (BGN)	Volume (lots)	September 2019	October 2018
Premium Equities Segment	791	1,064,539	558,935	-65.89%	-79.56%
Standard Equities Segment	1,986	9,229,444	2,678,946	-46.80%	21.28%
Special Purpose Vehicles Segment	291	949,046	540,482	-12.46%	-74.08%
Bonds Segment	30	3,686,078	2,732	375.23%	159.93%
Compensatory Instruments Segment	75	203,155	327,573	-21.19%	-49.99%
Exchange Traded Products Segment	46	250,145	140,487	-11.02%	58.11%
Subscription Rights Segment	15	6,411	10,116,315	-54.11%	n/a
Initial Public Offering Segment	0	0	0	n/a	n/a
Government Securities Segment	4	1,307,214	1,263	n/a	-82.37%
Privatisation Segment	0	0	0	n/a	n/a
<b>TOTAL:</b>	<b>3,238</b>	<b>16,696,032</b>	<b>14,366,733</b>	<b>-27.03%</b>	<b>-35.48%</b>

## Turnover by Segments of BSE Main Market



## Capitalization by Segments of BSE Main Market



**No new issues have been admitted to trading on the BSE Main Market in October**

## Daily-Average Trading by BSE Main Market Segments

Market Segment	October 2019			Change in turnover (%)	
	Trades	Turnover (BGN)	Volume (lots)	September 2019	October 2018
Premium Equities Segment	34	46,284	24,302	-71.83%	-79.56%
Standard Equities Segment	86	401,280	116,476	-56.05%	21.28%
Special Purpose Vehicles Segment	13	41,263	23,499	-27.69%	-74.08%
Bonds Segment	1	160,264	119	292.58%	159.93%
Compensatory Instruments Segment	3	8,833	14,242	-34.89%	-49.99%
Exchange Traded Products Segment	2	10,876	6,108	-26.49%	58.11%
Subscription Rights Segment	1	279	439,840	-62.09%	n/a
Initial Public Offering Segment	0	0	0	n/a	n/a
Government Securities Segment	0	56,835	55	n/a	-82.37%
Privatisation Segment	0	0	0	n/a	n/a
<b>TOTAL:</b>	<b>141</b>	<b>725,914</b>	<b>624,641</b>	<b>-39.72%</b>	<b>-35.48%</b>

Number of trading sessions in October

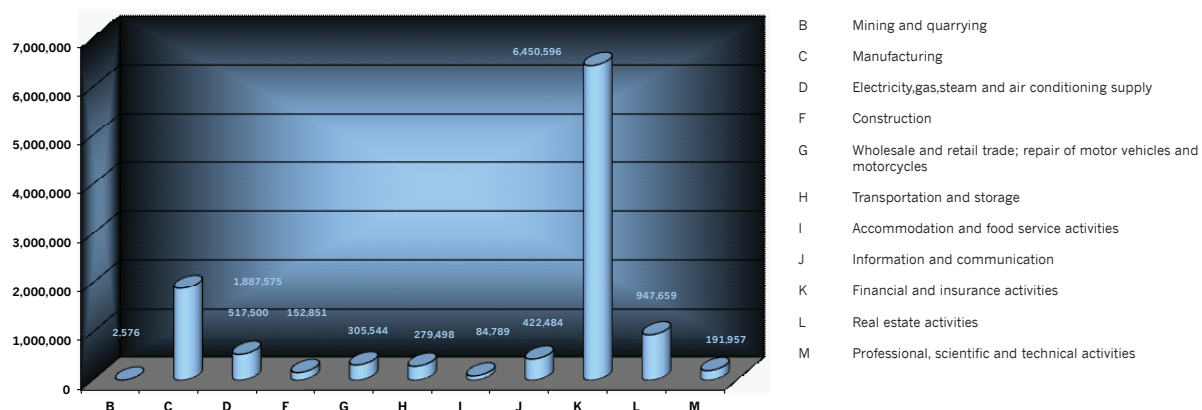
23

Monthly Average USD/BGN Exchange Rate

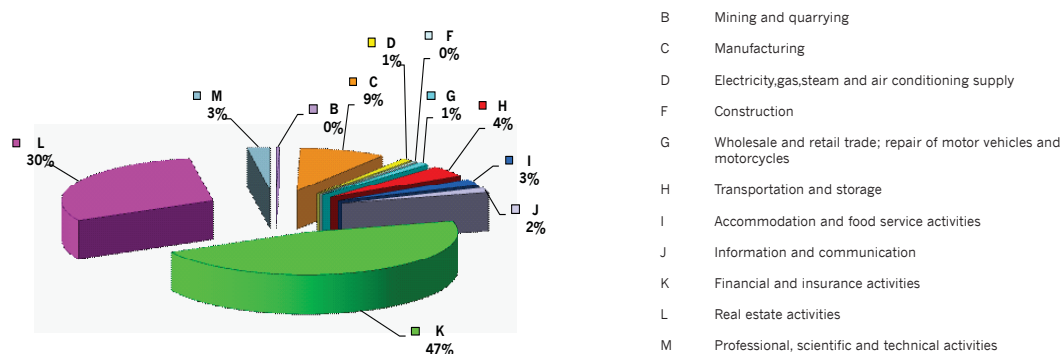
1.7715

Trading by Industries (according to NACE.BG-2008)		Trades	Volume (lots)	Turnover (BGN)
B	Mining and quarrying	4	400	2,575.65
C	Manufacturing	691	311,701	1,887,575.17
D	Electricity,gas,steam and air conditioning supply	178	2,493	517,500.00
F	Construction	132	50,827	152,850.52
G	Wholesale and retail trade; repair of motor vehicles and motorcycles	170	145,949	305,543.54
H	Transportation and storage	51	64,997	279,498.27
I	Accommodation and food service activities	75	2,527	84,788.60
J	Information and communication	6	25,760	422,484.00
K	Financial and insurance activities	1,577	2,643,529	6,450,595.93
L	Real estate activities	37	346,600	947,659.40
M	Professional, scientific and technical activities	147	183,580	191,957.19

## Share of industries in the total turnover (BGN) on the BSE Main Market in October



## Share of industries in the total turnover on the BSE Main Market in the last 365 days



## TOP 5

### Liquidity Ranking

Issuer	Trades	Volume (lots)	Turnover (BGN)
Chimimport AD-Sofia	195	165,665	277,102.14
Doverie United Holding PLC-Sofia	187	91,505	291,381.96
CEZ Distribution Bulgaria AD-Sofia	176	2,491	474,100.00
Sopharma AD-Sofia	136	47,897	159,901.22
Trace Group Hold AD-Sofia	132	50,827	152,850.52

## TOP 5

### Members

Trades		Turnover (BGN)	
Inv. Intermediary "Karoll" AD	2,056	Inv. Intermediary "Elana Trading" AD	5,732,408.03
Inv. Intermediary "Elana Trading" AD	929	Inv. Intermediary "Real Finance" AD	5,168,887.57
Inv. Intermediary "First Financial Brokerage House" EOOD	730	Inv. Intermediary "Karoll" AD	4,198,126.71
Inv. Intermediary "BenchMark Finance" AD	721	Inv. Intermediary "Euro - Finance" AD	2,626,925.36
Inv. Intermediary "Capman" AD	408	Inv. Intermediary "BenchMark Finance" AD	2,273,008.11

## TOP 30

### Capitalization as of 31 October 2019

Issues of shares on the BSE Main Market

Issue	Issuer	Nominal (BGN)	Amount (Shares)	Closing price (BGN)	Capitalization (BGN)
7TH	Tchaikapharma High Quality Medicines AD-Sofia	1.00	82,200,000	10.3000	846,660,000.00
3JR	Sopharma AD-Sofia	1.00	134,797,899	3.3500	451,572,961.65
GR6	Gradus AD-Stara Zagora	1.00	243,608,710	1.6950	412,916,763.45
6C4	Chimimport AD-Sofia	1.00	239,646,267	1.6900	405,002,191.23
3CZ	CEZ Distribution Bulgaria AD-Sofia	1.00	1,928,000	195.0000	375,960,000.00
5F4	CB First Investment Bank AD-Sofia	1.00	110,000,000	3.0600	336,600,000.00
4EH	Eurohold Bulgaria AD-Sofia	1.00	197,525,600	1.6000	316,040,960.00
1VX	Velgraf Asset Management AD-Sofia	1.00	68,979,758	3.9200	270,400,651.36
0SP	Speedy AD-Sofia	1.00	5,377,619	49.6000	266,729,902.40
5V2	Holding Varna AD-Varna	1.00	6,485,897	39.4000	255,544,341.80
5MB	Monbat AD-Sofia	1.00	39,000,000	6.2500	243,750,000.00
5MH	M+S Hydraulic AD-Kazanlak	1.00	39,445,200	5.9000	232,726,680.00
4CF	CB Central Cooperative Bank AD-Sofia	1.00	127,129,970	1.5800	200,865,352.60
SO5	Sopharma Trading AD-Sofia	1.00	32,905,009	5.8500	192,494,302.65
6AB	Albena AD-Albena	1.00	4,273,126	41.6000	177,762,041.60
6A6	Advance Terrafund REIT-Sofia	1.00	85,110,091	1.9300	164,262,475.63
5BN	CB Bulgarian American Credit Bank AD-Sofia	1.00	24,691,313	6.4500	159,258,968.85
6AM	Alcomet AD-Shumen	1.00	17,952,959	8.0000	143,623,672.00
6S6	Sopharma Properties REIT-Sofia	1.00	21,415,928	6.3500	135,991,142.80
EHN	Synthetica AD-Sofia	1.00	3,000,000	43.0000	129,000,000.00
GTH	Galata Investment Company AD-Varna	1.00	68,571,234	1.8600	127,542,495.24
1CZ	CEZ Electro Bulgaria AD-Sofia	10.00	5,000	23,600.0000	118,000,000.00
6R2	Rodna Zemya Holding AD-Dobrich	1.00	56,010,597	2.1000	117,622,253.70
94G	235 Holdings AD-Sofia	1.00	5,109,000	22.6000	115,463,400.00
5H4	Balkan and Sea Properties REIT-Varna	1.00	6,925,156	16.6000	114,957,589.60
58E	Himnab Bulgaria AD-Sofia	1.00	2,494,631	45.8000	114,254,099.80
5SR	Stara Planina Hold AD-Sofia	1.00	21,000,000	5.2500	110,250,000.00
4ID	Industrial Holding Bulgaria PLC-Sofia	1.00	107,400,643	1.0000	107,400,643.00
6N3	Holding Nov Vek AD-Sofia	1.00	5,610,437	16.8000	94,255,341.60
4KX	Korado Bulgaria AD-Strazhitsa	1.00	13,168,614	6.5000	85,595,991.00

### Premium Equities Segment

Issue	Issuer	Nominal (BGN)	Amount (Shares)	Closing price (BGN)	Capitalisation (BGN)
3JR	Sopharma AD-Sofia	1.00	134,797,899	3.3500	451,572,961.65
4CF	CB Central Cooperative Bank AD-Sofia	1.00	127,129,970	1.5800	200,865,352.60
4KX	Korado Bulgaria AD-Strazhitsa	1.00	13,168,614	6.5000	85,595,991.00
5F4	CB First Investment Bank AD-Sofia	1.00	110,000,000	3.0600	336,600,000.00
5MB	Monbat AD-Sofia	1.00	39,000,000	6.2500	243,750,000.00
6C4	Chimimport AD-Sofia	1.00	239,646,267	1.6900	405,002,191.23
SKK	Sirma Group Holding JSC-Sofia	1.00	59,360,518	0.6750	40,068,349.65

### Standard Equities Segment

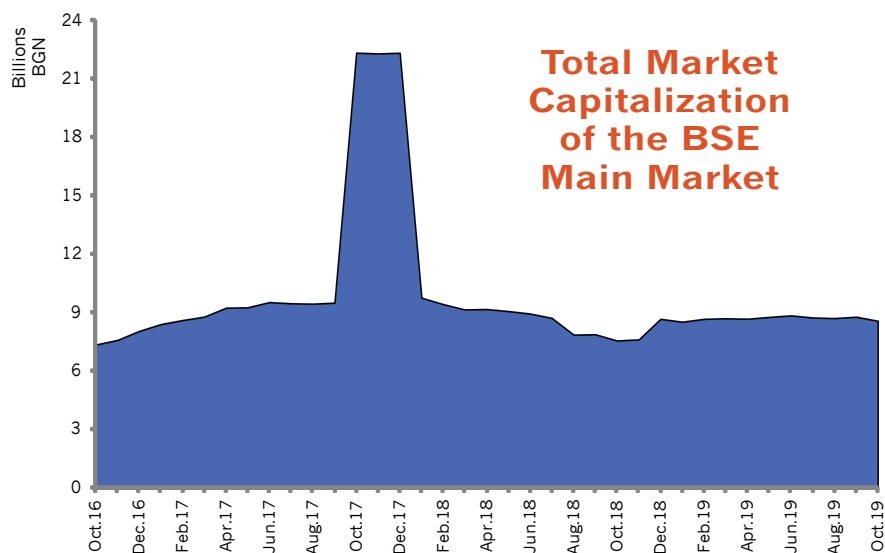
Issue	Issuer	Nominal (BGN)	Amount (Shares)	Closing price (BGN)	Capitalisation (BGN)
94G	235 Holdings AD-Sofia	1.00	5,109,000	22.6000	115,463,400.00
A72	Agria Group Holding AD-Varna	1.00	6,800,000	7.4000	50,320,000.00
6AB	Albena AD-Albena	1.00	4,273,126	41.6000	177,762,041.60
6AM	Alcomet AD-Shumen	1.00	17,952,959	8.0000	143,623,672.00
A4L	Allterco AD-Sofia	1.00	15,000,000	3.4400	51,600,000.00
A00	BG Agro AD-Varna	1.00	40,357,440	1.6000	64,571,904.00
5BP	Billboard AD-Sofia	1.00	15,000,000	0.2900	4,350,000.00
5BR	Bulgarian River Shipping AD-Ruse	1.00	35,708,674	0.6000	21,425,204.40
BSO	Bulgarian Stock Exchange-Sofia	1.00	6,582,860	4.9800	32,782,642.80
5BN	CB Bulgarian American Credit Bank AD-Sofia	1.00	24,691,313	6.4500	159,258,968.85
5CP	CB Texim Bank AD-Sofia	1.00	27,995,036	2.5400	71,107,391.44
3CZ	CEZ Distribution Bulgaria AD-Sofia	1.00	1,928,000	195.0000	375,960,000.00
1CZ	CEZ Electro Bulgaria AD-Sofia	10.00	5,000	23,600.0000	118,000,000.00
5DOV	Doverie United Holding PLC-Sofia	1.00	18,736,099	2.9600	55,458,853.04
OEA	Elana Agrocredit AD-Sofia	1.00	36,629,925	1.1100	40,659,216.75
52E	Elhim Iskra AD-Pazardzhik	1.00	25,108,410	0.9000	22,597,569.00
57E	EMKA AD-Sevlievo	1.00	21,699,726	2.4000	52,079,342.40
5EO	Etropal AD-Etropole	1.00	5,000,000	5.7000	28,500,000.00
4EH	Eurohold Bulgaria AD-Sofia	1.00	197,525,600	1.6000	316,040,960.00
4F6	Fazerles AD-Silistra	1.00	515,000	20.2000	10,403,000.00
4F8	Formoplast AD-Kardzhali	1.00	3,798,905	5.6500	21,463,813.25
GTH	Galata Investment Company AD-Varna	1.00	68,571,234	1.8600	127,542,495.24
GR6	Gradus AD-Stara Zagora	1.00	243,608,710	1.6950	412,916,763.45
GT2	Green Town Projects PLC-Sofia	1.00	4,059,000	10.0000	40,590,000.00
58E	Himsnab Bulgaria AD-Sofia	1.00	2,494,631	45.8000	114,254,099.80
6N3	Holding Nov Vek AD-Sofia	1.00	5,610,437	16.8000	94,255,341.60
4HS	Holding Sveta Sofia AD-Sofia	1.00	9,940,391	3.9000	38,767,524.90
5V2	Holding Varna AD-Varna	1.00	6,485,897	39.4000	255,544,341.80
4HE	Hydraulic Elements and Systems AD-Yambol	1.00	18,193,752	4.6000	83,691,259.20
4I8	Industrial Capital Holding AD-Sofia	1.00	15,707,470	2.0800	32,671,537.60
4ID	Industrial Holding Bulgaria PLC-Sofia	1.00	107,400,643	1.0000	107,400,643.00
6R1	Industry Development Holding JSC-Sofia	1.00	9,980,925	2.2400	22,357,272.00
4IN	Investor.BG AD-Sofia	1.00	4,782,362	16.4000	78,430,736.80
4L4	Lavena AD-Shumen	1.00	9,919,410	3.4200	33,924,382.20
5MH	M+S Hydraulic AD-Kazanlak	1.00	39,445,200	5.9000	232,726,680.00
178B	Neo London Capital PLC-Sofia	100.00	99,950	140.0000	13,993,000.00
3NB	Neochim AD-Dimitrograd	1.00	2,654,358	18.7000	49,636,494.60
5ODE	Odessos Shiprepair Yard AD-Varna	1.00	586,642	70.0000	41,064,940.00
4O1	Oil and Gas Exploration and Production AD-Sofia	1.00	12,228,062	6.4000	78,259,596.80
5PET	Petrol AD-Sofia	4.00	27,312,403	0.6500	17,753,061.95
P2B	Port Flot-Burgas AD-Burgas	1.00	10,000,000	4.0600	40,600,000.00
RGL	Regala Invest AD-Varna	1.00	18,428,734	2.8200	51,969,029.88
6R2	Rodna Zemlya Holding AD-Dobrich	1.00	56,010,597	2.1000	117,622,253.70



Issue	Issuer	Nominal (BGN)	Amount (Shares)	Closing price (BGN)	Capitalisation (BGN)
6S4	Severcoop Gamza Holding AD-Sofia	2.00	5,347,798	3.7000	19,786,852.60
6S5	Sila Holding AD-Stara Zagora	1.00	36,852,997	2.1600	79,602,473.52
6SOA	Sofia Commerce-Pawn Brokerage AD-Sofia	1.00	2,172,315	5.6000	12,164,964.00
6SOP	Sofia Commerce-Pawn Brokerage AD-Sofia	1.00	201,154	6.3000	1,267,270.20
SO5	Sopharma Trading AD-Sofia	1.00	32,905,009	5.8500	192,494,302.65
OSP	Speedy AD-Sofia	1.00	5,377,619	49.6000	266,729,902.40
3NJ	SS Konstantine And Elena Holding AD-Varna	1.00	2,309,561	20.6000	47,576,956.60
5SR	Stara Planina Hold AD-Sofia	1.00	21,000,000	5.2500	110,250,000.00
6S7	Synergon Holding AD-Sofia	1.00	18,358,849	0.9300	17,073,729.57
EHN	Synthetica AD-Sofia	1.00	3,000,000	43.0000	129,000,000.00
7TH	Tchaikapharma High Quality Medicines AD-Sofia	1.00	82,200,000	10.3000	846,660,000.00
3TV	Toplivo AD-Sofia	1.00	5,416,829	2.8000	15,167,121.20
T57	Trace Group Hold AD-Sofia	1.00	24,200,000	3.2600	78,892,000.00
1VX	Velgraf Asset Management AD-Sofia	1.00	68,979,758	3.9200	270,400,651.36
4PX	Yuri Gagarin PLC-Plovdiv	1.00	1,003,904	6.1000	6,123,814.40
T43	Zarneni Hrani Bulgaria AD-Sofia	1.00	195,660,287	0.2120	41,479,980.84
3ZL	Zlatni Pyasatsi AD-Varna	1.00	6,493,577	1.8100	11,753,374.37

## Special Purpose Vehicles Segment

Issue	Issuer	Nominal (BGN)	Amount (Shares)	Closing price (BGN)	Capitalisation (BGN)
5AX	Aktiv Properties REIT-Plovdiv	9.00	2,192,011	5.7500	12,604,063.25
5BD	Bulland Investments REIT-Sofia	1.00	15,008,125	1.0700	16,058,693.75
5BU	Bulgarian Real Estate Fund REIT-Sofia	1.00	34,641,925	2.0600	71,362,365.50
5EX	Exclusive Property REIT-Sofia	1.00	9,452,340	1.1100	10,492,097.40
5H4	Balkan and Sea Properties REIT-Varna	1.00	6,925,156	16.6000	114,957,589.60
6A6	Advance Terrafund REIT-Sofia	1.00	85,110,091	1.9300	164,262,475.63
6F3	FairPlay Properties REIT-Sofia	1.00	33,145,400	0.4940	16,373,827.60
6S6	Sopharma Properties REIT-Sofia	1.00	21,415,928	6.3500	135,991,142.80
6SB	Super Borovetz Property Fund REIT-Varna	1.00	16,179,999	2.4600	39,802,797.54
9BH	Bulgarian Receivables Fund SPE-Sofia	1.00	1,500,000	1.0200	1,530,000.00
BPY	Bravo Property Fund REIT-Sofia	1.00	36,700,000	1.0400	38,168,000.00
E7P	Expat Beta REIT-Sofia	1.00	5,143,190	0.9500	4,886,030.50
FAW	Finance Assistance Management SPV-Sofia	1.00	650,000		
RPR	Roi Property Fund REIT-Sofia	1.00	6,162,500	6.0000	36,975,000.00



## Premium Equities Segment

Issue	Issuer	Trades	Volume (lots)	Turnover (BGN)	Trading currency	Weighted & Corrected Values			Closing price	As from
						Average price	Min. price	Max. price		
3JR	Sopharma AD-Sofia	136	47,897	159,901.22	BGN	3.3380	3.2922	3.3847	3.3500	31.10.2019
4CF	CB Central Cooperative Bank AD-Sofia	105	86,771	134,029.49	BGN	1.5450	1.5067	1.5947	1.5800	31.10.2019
4KX	Korado Bulgaria AD-Strazhitsa	60	20,883	133,638.85	BGN	6.3990	6.3000	6.6500	6.5000	31.10.2019
5F4	CB First Investment Bank AD-Sofia	129	49,025	146,435.14	BGN	2.9870	2.9084	3.1200	3.0600	31.10.2019
5MB	Monbat AD-Sofia	81	15,781	99,317.35	BGN	6.2930	6.2128	6.5974	6.2500	31.10.2019
6C4	Chimimport AD-Sofia	195	165,665	277,102.14	BGN	1.6730	1.6401	1.7103	1.6900	31.10.2019
SKK	Sirma Group Holding JSC-Sofia	85	172,913	114,114.34	BGN	0.6600	0.6456	0.7150	0.6750	30.10.2019

## Standard Equities Segment

Issue	Issuer	Trades	Volume (lots)	Turnover (BGN)	Trading currency	Weighted & Corrected Values			Closing price	As from
						Average price	Min. price	Max. price		
OEA	Elana Agrocredit AD-Sofia	92	133,330	151,574.24	BGN	1.1370	1.1100	1.1600	1.1100	31.10.2019
OSP	Speedy AD-Sofia	40	653	31,954.20	BGN	48.9340	48.2000	49.6000	49.6000	31.10.2019
17BB	Neo London Capital PLC-Sofia	1	140	19,600.00	BGN	140.0000	140.0000	140.0000	140.0000	18.10.2019
1CZ	CEZ Electro Bulgaria AD-Sofia	2	2	43,400.00	BGN	21,700.0000	19,800.0000	23,600.0000	23,600.0000	31.10.2019
1VX	Velgraf Asset Management AD-Sofia	6	83,200	326,137.00	BGN	3.9200	3.9000	3.9200	3.9200	31.10.2019
3CZ	CEZ Distribution Bulgaria AD-Sofia	176	2,491	474,100.00	BGN	190.3250	188.0000	218.0000	195.0000	31.10.2019
3NB	Necchim AD-Dimitrovgrad	33	732	12,933.70	BGN	17.6690	14.8000	22.0000	18.7000	31.10.2019
3NJ	SS Konstantine And Elena Holding AD-Varna	1	20	412.00	BGN	20.6000	20.6000	20.6000	20.6000	28.10.2019
3TV	Toplivo AD-Sofia	2	400	1,066.00	BGN	2.6650	2.6650	2.6650	2.8000	29.10.2019
3ZL	Zlatni Pyasatsi AD-Varna	1	500	905.00	BGN	1.8100	1.8100	1.8100	1.8100	07.10.2019
4EH	Eurohold Bulgaria AD-Sofia	18	134,372	228,754.66	BGN	1.7020	1.6000	1.8800	1.6000	31.10.2019
4F6	Fazerles AD-Siliistra	7	295	5,941.00	BGN	20.1390	19.2000	20.6000	20.2000	29.10.2019
4F8	Formoplast AD-Kardzhali	2	1,600	9,040.00	BGN	5.6500	5.6500	5.6500	5.6500	15.10.2019
4HE	Hydraulic Elements and Systems AD-Yambol	32	2,985	13,877.90	BGN	4.6490	4.5800	4.8000	4.6000	31.10.2019
4HS	Holding Sveta Sofia AD-Sofia	39	4,981	18,851.48	BGN	3.7850	3.4472	3.9342	3.9000	31.10.2019
4I8	Industrial Capital Holding AD-Sofia	38	15,725	35,087.12	BGN	2.2310	2.0800	2.3400	2.0800	31.10.2019
4ID	Industrial Holding Bulgaria PLC-Sofia	36	135,520	137,810.75	BGN	1.0170	1.0000	1.0200	1.0000	31.10.2019
4IN	Investor.BG AD-Sofia	6	25,760	422,484.00	BGN	16.4010	16.4000	16.6000	16.4000	30.10.2019
4L4	Lavena AD-Shumen	2	262	899.40	BGN	3.4330	3.4200	3.7000	3.4200	31.10.2019
4O1	Oil and Gas Exploration and Production AD-Sofia	4	400	2,575.65	BGN	6.4390	6.4391	6.4391	6.4000	03.10.2019
4PX	Yuri Gagarin PLC-Plovdiv	64	18,998	105,094.70	BGN	5.5320	5.3000	7.1338	6.1000	30.10.2019
52E	Elhim Iskra AD-Pazardzhik	11	4,812	4,286.65	BGN	0.8910	0.8388	0.9000	0.9000	17.10.2019
57E	EMKA AD-Sevlievo	3	1,070	2,572.80	BGN	2.4040	2.4000	2.5600	2.4000	18.10.2019
58E	Himsnab Bulgaria AD-Sofia	6	1,505	68,929.00	BGN	45.8000	45.8000	45.8000	45.8000	04.10.2019
5BN	CB Bulgarian American Credit Bank AD-Sofia	9	4,579	29,534.55	BGN	6.4500	6.4500	6.4500	6.4500	25.10.2019
5BP	Billboard AD-Sofia	5	6,490	1,911.30	BGN	0.2950	0.2900	0.2973	0.2900	16.10.2019
5BR	Bulgarian River Shipping AD-Ruse	8	4,000	2,547.43	BGN	0.6370	0.6000	0.6800	0.6000	30.10.2019
5CP	CB Texim Bank AD-Sofia	21	51,373	142,759.58	BGN	2.7790	2.5400	2.7809	2.5400	25.10.2019
5DOV	Doverie United Holding PLC-Sofia	187	91,505	291,381.96	BGN	3.1840	2.9679	3.2923	2.9600	31.10.2019
5EO	Etropal AD-Etropole	9	60,505	345,278.75	BGN	5.7070	5.5000	5.7500	5.7000	31.10.2019
5MH	M+S Hydraulic AD-Kazanlak	121	95,580	593,821.90	BGN	6.2130	5.9097	6.2721	5.9000	31.10.2019
5ODE	Odosos Shiprepair Yard AD-Varna	46	1,737	115,639.00	BGN	66.5740	65.0000	70.0000	70.0000	31.10.2019
5PET	Petrol AD-Sofia	7	830	539.75	BGN	0.6500	0.6500	0.6507	0.6500	14.10.2019
5SR	Stara Planina Hold AD-Sofia	83	105,629	551,089.65	BGN	5.2170	5.1500	5.4436	5.2500	31.10.2019
5V2	Holding Varna AD-Varna	60	24,651	956,380.40	BGN	38.7970	36.8986	39.1150	39.4000	31.10.2019
6AB	Albena AD-Albena	74	2,027	83,883.60	BGN	41.3830	39.4000	42.8125	41.6000	31.10.2019
6AM	Alcomet AD-Shumen	56	22,637	188,184.85	BGN	8.3130	8.0000	9.3500	8.0000	31.10.2019
6N3	Holding Nov Vek AD-Sofia	22	4,567	78,315.60	BGN	17.1480	15.7000	17.2000	16.8000	31.10.2019
6R1	Industry Development Holding JSC-Sofia	1	100	224.00	BGN	2.2400	2.2400	2.2400	2.2400	21.10.2019
6R2	Rodna Zemya Holding AD-Dobrich	46	962,850	2,021,985.00	BGN	2.1000	2.1000	2.1000	2.1000	23.10.2019
6S4	Severcoop Gamza Holding AD-Sofia	9	11,825	42,132.50	BGN	3.5630	3.5400	3.6833	3.7000	31.10.2019



# Trade by Issues

October  
2019

Issue	Issuer	Trades	Volume (lots)	Turnover (BGN)	Trading currency	Weighted & Corrected Values			Closing price	As from
						Average price	Min. price	Max. price		
6S5	Sila Holding AD-Stara Zagora	1	200	432.00	BGN	2.1600	2.1600	2.1600	2.1600	31.10.2019
6S7	Synergon Holding AD-Sofia	29	40,351	38,094.48	BGN	0.9440	0.9200	1.0500	0.9300	29.10.2019
6SOA	Sofia Commerce-Pawn Brokerage AD-Sofia	48	10,409	55,153.00	BGN	5.2990	5.0146	5.6000	5.6000	31.10.2019
6SOP	Sofia Commerce-Pawn Brokerage AD-Sofia	9	1,207	7,455.40	BGN	6.1770	5.9500	6.3000	6.3000	30.10.2019
7TH	Tchaikapharma High Quality Medicines AD-Sofia	23	9,437	95,235.80	BGN	10.0920	9.7500	10.3000	10.3000	31.10.2019
94G	235 Holdings AD-Sofia	3	2,700	58,820.00	BGN	21.7850	21.7852	21.7852	22.6000	09.10.2019
A4L	Allterco AD-Sofia	22	9,873	34,337.70	BGN	3.4780	3.4000	3.5000	3.4400	31.10.2019
A72	Agria Group Holding AD-Varna	62	10,667	77,842.85	BGN	7.2980	7.1500	7.7556	7.4000	31.10.2019
A00	BG Agro AD-Varna	1	95	152.00	BGN	1.6000	1.6000	1.6000	1.6000	01.10.2019
BSO	Bulgarian Stock Exchange-Sofia	9	3,676	18,478.96	BGN	5.0270	4.9400	5.2000	4.9800	29.10.2019
EHN	Synthetica AD-Sofia	1	100	4,300.00	BGN	43.0000	43.0000	43.0000	43.0000	28.10.2019
GR6	Gradus AD-Stara Zagora	86	64,533	110,003.18	BGN	1.7050	1.6932	1.7200	1.6950	31.10.2019
GTH	Galata Investment Company AD-Varna	10	249,170	463,456.20	BGN	1.8600	1.8600	1.8600	1.8600	30.10.2019
P2B	Port Flot-Burgas AD-Burgas	3	60,344	244,996.64	BGN	4.0600	4.0600	4.0600	4.0600	01.10.2019
S05	Sopharma Trading AD-Sofia	129	47,157	283,122.55	BGN	6.0040	5.7864	6.4000	5.8500	31.10.2019
T43	Zarneni Hrani Bulgaria AD-Sofia	32	97,562	20,815.24	BGN	0.2130	0.2092	0.2200	0.2120	29.10.2019
T57	Trace Group Hold AD-Sofia	132	50,827	152,850.52	BGN	3.0070	2.8731	3.0960	3.2600	31.10.2019

## Special Purpose Vehicles Segment

Issue	Issuer	Trades	Volume (lots)	Turnover (BGN)	Trading currency	Weighted & Corrected Values			Closing price	As from
						Average price	Min. price	Max. price		
5AX	Aktiv Properties REIT-Plovdiv	20	5,958	35,202.10	BGN	5.9080	5.4053	6.1400	5.7500	31.10.2019
5BD	Bulland Investments REIT-Sofia	4	233,822	251,129.54	BGN	1.0740	1.0700	1.0800	1.0700	09.10.2019
5BU	Bulgarian Real Estate Fund REIT-Sofia	97	66,534	133,926.04	BGN	2.0130	1.9864	2.0600	2.0600	31.10.2019
5EX	Exclusive Property REIT-Sofia	3	800	783.00	BGN	0.9790	0.9000	1.1100	1.1100	31.10.2019
5H4	Balkan and Sea Properties REIT-Varna	1	20	332.00	BGN	16.6000	16.6000	16.6000	16.6000	28.10.2019
6A6	Advance Terrafund REIT-Sofia	115	189,481	364,228.48	BGN	1.9220	1.9053	1.9323	1.9300	31.10.2019
6F3	FairPlay Properties REIT-Sofia	2	2,000	984.50	BGN	0.4920	0.4923	0.4923	0.4940	16.10.2019
6S6	Sopharma Properties REIT-Sofia	34	18,748	119,982.50	BGN	6.4000	6.3500	6.4207	6.3500	30.10.2019
6SB	Super Borovetz Property Fund REIT-Varna	2	13,150	31,569.00	BGN	2.4010	2.4000	2.4600	2.4600	23.10.2019
BPY	Bravo Property Fund REIT-Sofia	10	9,865	10,305.20	BGN	1.0450	1.0400	1.0500	1.0400	31.10.2019
E7P	Expat Beta REIT-Sofia	2	4	3.80	BGN	0.9500	0.9500	0.9500	0.9500	29.10.2019
RPR	Roi Property Fund REIT-Sofia	1	100	600.00	BGN	6.0000	6.0000	6.0000	6.0000	31.10.2019

## Bonds Segment

Issue	Issuer	Trades	Volume (lots)	Turnover (BGN)	Trading currency	Clean Prices (% of nominal)				As from
						Average price	Min. price	Max. price	Closing price	
0EA2	Elana Agrocredit AD-Sofia	3	16	18,817.69	EUR	100.2000	100.0000	100.4000	100.4000	16.10.2019
229E	Elana Financial Holding AD-Sofia	8	1,000	1,968,804.66	EUR	100.0000	100.0000	100.0000	100.0000	14.10.2019
4CFB	CB Central Cooperative Bank AD-Sofia	1	4	8,261.99	EUR	102.5000	102.5000	102.5000	102.5000	17.10.2019
5MBA	Monbat AD-Sofia	3	11	21,020.37	EUR	97.0000	97.0000	97.0000	97.0000	10.10.2019
6TMA	TEC Maritsa 3 AD-Dimitrograd	3	350	352,588.80	BGN	100.0000	100.0000	100.0000	100.0000	25.10.2019
8AVA	Asterion Bulgaria AD-Sofia	1	1	1,149.23	EUR	100.0000	100.0000	100.0000	100.0000	23.10.2019
8AVB	Avto Union AD-Sofia	2	746	701,883.51	BGN	100.0000	100.0000	100.0000	100.0000	10.10.2019
B2GA	Bulgarian Airways Group EAD-Sofia	3	115	117,315.61	BGN	101.0500	101.0500	101.0500	101.0500	02.10.2019
BULA	Bulgarplod-Sofia AD-Sofia	1	20	20,413.70	BGN	100.0000	100.0000	100.0000	100.0000	31.10.2019
S28H	Starcom Holding AD-Etropole	1	1	996.67	BGN	100.0000	100.0000	100.0000	100.0000	11.10.2019
TOF1	Toplofikatsia-Ruse EAD-Ruse	2	176	177,497.76	BGN	100.8500	100.8510	100.8510	100.8510	31.10.2019
TFVA	Toplofikatsia-Vratsa EAD-Vratsa	2	292	297,328.00	BGN	100.0000	100.0000	100.0000	100.0000	28.10.2019

## Compensatory Instruments Segment

Issue	Issuer	Trades	Volume (lots)	Turnover (BGN)	Trading currency	Weighted Values			Closing price	As from
						Average price	Min. price	Max. price		
BLKB	Housing compensation notes under the CONP Act	12	59,500	16,324.90	BGN	0.2740	0.2611	0.2900	0.2980	29.10.2019
BLKC	Registered compensation vouchers under the OUFLL Act and RLFLFF Act	45	183,614	163,125.74	BGN	0.8880	0.8558	0.8944	0.8000	28.10.2019
BLKD	Compensation notes under the CONP Act	18	84,459	23,704.63	BGN	0.2810	0.2700	0.2900	0.2900	31.10.2019

## Exchange Traded Products Segment

Issue	Issuer	Trades	Volume (lots)	Turnover (BGN)	Trading currency	Weighted Values			Closing price	As from
						Average price	Min. price	Max. price		
BGX	Expat Bulgaria SOFIX UCITS ETF	17	12,028	11,699.91	BGN	0.9730	0.9500	0.9800	0.9730	31.10.2019
CZX	Expat Czech PX UCITS ETF	2	15,325	26,556.26	EUR	0.8860	0.8860	0.8860	0.8860	09.10.2019
ECDC	Expat Croatia CROBEX UCITS ETF	3	12,010	21,843.36	EUR	0.9300	0.9290	0.9400	0.9400	24.10.2019
ESNB	Expat Serbia BELEX15 UCITS ETF	2	11,100	21,058.50	EUR	0.9700	0.9700	0.9700	0.9700	09.10.2019
GRX	Expat Greece ASE UCITS ETF	2	18,380	33,180.27	EUR	0.9230	0.9230	0.9230	0.9230	09.10.2019
HUBE	Expat Hungary BUX UCITS ETF	2	14,020	22,293.14	EUR	0.8130	0.8130	0.8130	0.8130	09.10.2019
MKK1	Expat Macedonia MBI10 UCITS ETF	8	6,782	18,682.93	EUR	1.4080	1.3449	1.4180	1.3650	29.10.2019
PLX	Expat Poland WIG20 UCITS ETF	2	14,040	22,297.48	EUR	0.8120	0.8120	0.8120	0.8120	09.10.2019
ROX	Expat Romania BET UCITS ETF	4	14,772	33,582.11	EUR	1.1620	1.1620	1.1770	1.1730	21.10.2019
SK9A	Expat Slovakia SAX UCITS ETF	2	11,030	19,458.74	EUR	0.9020	0.9020	0.9020	0.9020	09.10.2019
SLQX	Expat Slovenia SBI TOP UCITS ETF	2	11,000	19,491.87	EUR	0.9060	0.9060	0.9060	0.9060	09.10.2019

## Subscription Rights Segment

Issue	Issuer	Trades	Volume (lots)	Turnover (BGN)	Trading currency	Weighted Values			Closing price	As from
						Average price	Min. price	Max. price		
4PR1	Premier Fund REIT-Varna	1	650,000	650.00	BGN	0.0010	0.0010	0.0010	0.0010	28.10.2019
BPT4	Bulgarian Private Equity Fund AD-Sofia	5	1,888,022	1,888.02	BGN	0.0010	0.0010	0.0010	0.0010	03.10.2019
S051	Sopharma Trading AD-Sofia	9	7,578,293	3,873.45	BGN	0.0010	0.0005	0.0100	0.0005	29.10.2019

## Government Securities Segment

Issue	Issuer	Trades	Volume (lots)	Turnover (BGN)	Trading currency	Clean Prices (% of nominal)			Closing price	As from
						Average price	Min. price	Max. price		
BLKA	Ministry of Finance	3	778	806,288.96	BGN	103.1600	103.1648	103.1648	104.1720	10.10.2019
BLKI	Ministry of Finance	1	485	500,925.14	BGN	103.1300	103.1260	103.1260	103.1260	10.10.2019

**IPO Segment (No trades in the reported period)**

**Privatisation Segment (No trades in the reported period)**

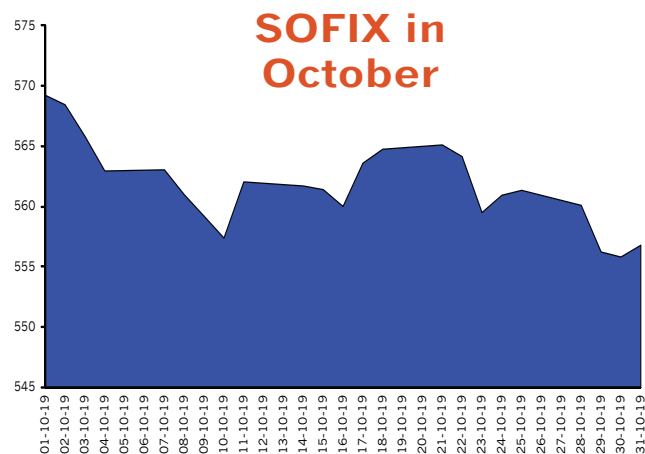
## Total trading statistics on a regulated market with indices components

Index	Volume Traded		Value Traded		Trades	
	Total volume (lots)	% of total volume	Total turnover (BGN)	% of total turnover	All trades #	% of all trades
SOFIX	1,380,005	36.52%	3,388,842.98	30.14%	1,496	48.76%
BGBX 40	1,998,000	52.88%	6,689,783.23	59.50%	2,845	92.73%
BG REIT	278,393	7.37%	707,607.62	6.29%	238	7.76%
BG TR30	2,082,760	55.12%	6,978,638.88	62.07%	2,268	73.92%
CGIX *	391,449	10.36%	910,132.87	8.10%	591	19.26%

## Market capitalisation of indices components

Index	Total (BGN)	% of total capitalization
SOFIX	3,279,266,515.90	38.16%
BGBX 40	6,357,777,288.86	73.99%
BG REIT	488,437,976.52	5.68%
BG TR30	5,394,185,233.45	62.78%
CGIX *	1,503,866,471.28	17.50%

\* CGIX is an index of the National Corporate Governance Commission, which is just computed and promoted by BSE as from September 19, 2011.

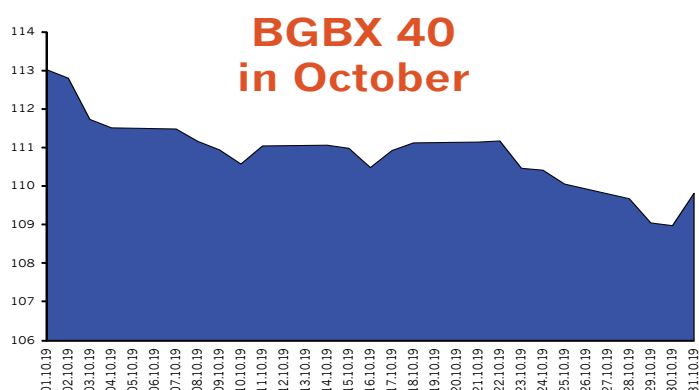


## SOFIX Components

Issuer	Min. price	Max. price	Volume (lots)	Trades	Turnover (BGN)
Advance Terrafund REIT-Sofia	1.9000	1.9400	189,481	115	364,228.48
Albena AD-Albena	39.4000	43.0000	2,027	74	83,883.60
Gradus AD-Stara Zagora	1.6900	1.7200	64,533	86	110,003.18
Doverie United Holding PLC-Sofia	2.9600	3.3600	91,505	187	291,381.96
Eurohold Bulgaria AD-Sofia	1.6000	1.8800	134,372	18	228,754.66
Elana Agrocredit AD-Sofia	1.1100	1.1600	133,330	92	151,574.24
Industrial Holding Bulgaria PLC-Sofia	1.0000	1.0300	135,520	36	137,810.75
Monbat AD-Sofia	6.2000	6.6000	15,781	81	99,317.35
Sirma Group Holding JSC-Sofia	0.6400	0.7150	172,913	85	114,114.34
Sopharma AD-Sofia	3.2800	3.4000	47,897	136	159,901.22
CB First Investment Bank AD-Sofia	2.9000	3.1800	49,025	129	146,435.14
CB Central Cooperative Bank AD-Sofia	1.4900	1.6000	86,771	105	134,029.49
Bulgarian Real Estate Fund REIT-Sofia	1.9800	2.0800	66,534	97	133,926.04
Chimimport AD-Sofia	1.6300	1.7150	165,665	195	277,102.14
Holding Varna AD-Varna	36.6000	39.4000	24,651	60	956,380.40

## BGBX 40 Components

Issuer	Min. price	Max. price	Volume (lots)	Trades	Turnover (BGN)
Agria Group Holding AD-Varna	7.0000	7.8500	10,667	62	77,842.85
Advance Terrafund REIT-Sofia	1.9000	1.9400	189,481	115	364,228.48
Albena AD-Albena	39.4000	43.0000	2,027	74	83,883.60
Alcomet AD-Shumen	8.0000	9.3500	22,637	56	188,184.85
Allterco AD-Sofia	3.4000	3.5000	9,873	22	34,337.70
Bravo Property Fund REIT-Sofia	1.0400	1.0500	9,865	10	10,305.20
Bulgarian Stock Exchange-Sofia	4.9400	5.2000	3,676	9	18,478.96
Gradus AD-Stara Zagora	1.6900	1.7200	64,533	86	110,003.18
Doverie United Holding PLC-Sofia	2.9600	3.3600	91,505	187	291,381.96
Eurohold Bulgaria AD-Sofia	1.6000	1.8800	134,372	18	228,754.66
Elana Agrocredit AD-Sofia	1.1100	1.1600	133,330	92	151,574.24
Zarneni Hrani Bulgaria AD-Sofia	0.2080	0.2220	97,562	32	20,815.24
Industrial Capital Holding AD-Sofia	2.0800	2.3400	15,725	38	35,087.12
Industrial Holding Bulgaria PLC-Sofia	1.0000	1.0300	135,520	36	137,810.75
Odessos Shiprepair Yard AD-Varna	65.0000	70.0000	1,737	46	115,639.00
Korado Bulgaria AD-Strazhitsa	6.3000	6.6500	20,883	60	133,638.85
Monbat AD-Sofia	6.2000	6.6000	15,781	81	99,317.35
M+S Hydraulic AD-Kazanlak	5.9000	6.3000	95,580	121	593,821.90
Neochim AD-Dimitrovgrad	14.5000	22.0000	732	33	12,933.70
Severcoop Gamza Holding AD-Sofia	3.5000	3.7000	11,825	9	42,132.50
Synergion Holding AD-Sofia	0.9200	1.0500	40,351	29	38,094.48
Sirma Group Holding JSC-Sofia	0.6400	0.7150	172,913	85	114,114.34
Sopharma AD-Sofia	3.2800	3.4000	47,897	136	159,901.22
Sopharma Properties REIT-Sofia	6.3500	6.4500	18,748	34	119,982.50
Sopharma Trading AD-Sofia	5.7000	6.4000	47,157	129	283,122.55
Sofia Commerce-Pawn Brokerage AD-Sofia	5.0000	5.6000	10,409	48	55,153.00
Speedy AD-Sofia	48.2000	49.6000	653	40	31,954.20
Stara Planina Hold AD-Sofia	5.1500	5.4500	105,629	83	551,089.65
CB First Investment Bank AD-Sofia	2.9000	3.1800	49,025	129	146,435.14
CB Central Cooperative Bank AD-Sofia	1.4900	1.6000	86,771	105	134,029.49
Trace Group Hold AD-Sofia	2.8400	3.2600	50,827	132	152,850.52
Bulgarian Real Estate Fund REIT-Sofia	1.9800	2.0800	66,534	97	133,926.04
Hydraulic Elements and Systems AD-Yambol	4.5800	4.8000	2,985	32	13,877.90
Chimimport AD-Sofia	1.6300	1.7150	165,665	195	277,102.14
Holding Varna AD-Varna	36.6000	39.4000	24,651	60	956,380.40
Holding Nov Vek AD-Sofia	15.7000	17.2000	4,567	22	78,315.60
Holding Sveta Sofia AD-Sofia	3.4200	3.9800	4,981	39	18,851.48
Tchaikapharma High Quality Medicines AD-Sofia	9.7500	10.3000	9,437	23	95,235.80
CEZ Distribution Bulgaria AD-Sofia	168.0000	218.0000	2,491	176	474,100.00
Yuri Gagarin PLC-Plovdiv	5.2500	7.5000	18,998	64	105,094.70

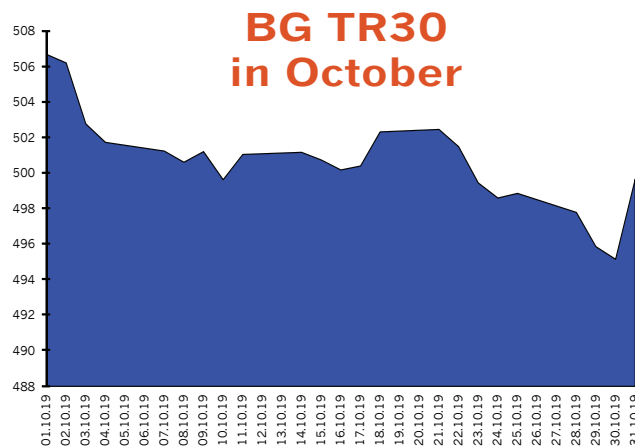
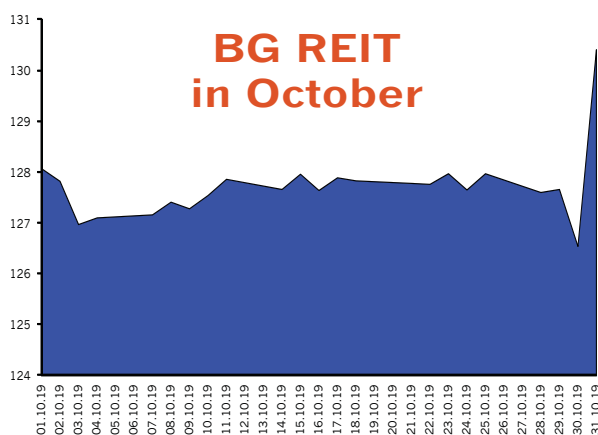


## BG REIT Components

Issuer	Min. price	Max. price	Volume (lots)	Trades	Turnover (BGN)
Advance Terrafund REIT-Sofia	1.9000	1.9400	189,481	115	364,228.48
Aktiv Properties REIT-Plovdiv	5.3000	6.5000	5,958	20	35,202.10
Balkan and Sea Properties REIT-Varna	16.6000	16.6000	20	1	332.00
Roi Property Fund REIT-Sofia	6.0000	6.0000	100	1	600.00
Super Borovetz Property Fund REIT-Varna	2.4000	2.4600	13,150	2	31,569.00
Bulgarian Real Estate Fund REIT-Sofia	1.9800	2.0800	66,534	97	133,926.04
CCB Real Estate Fund REIT-Sofia	45.0000	45.0000	3,150	2	141,750.00

## BG TR30 Components

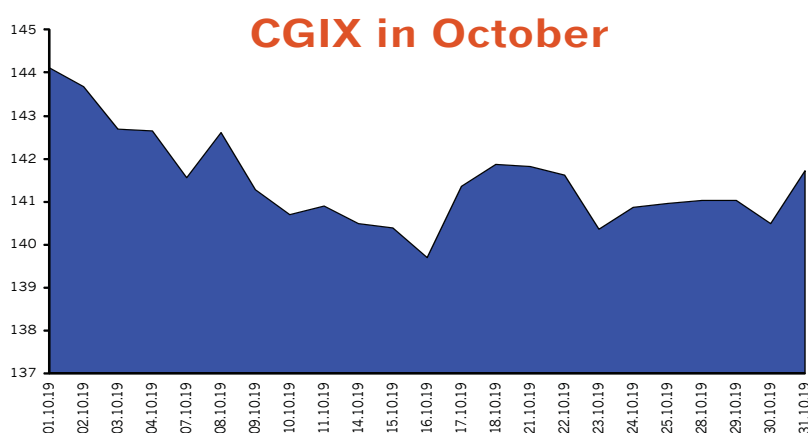
Issuer	Min. price	Max. price	Volume (lots)	Trades	Turnover (BGN)
235 Holdings AD-Sofia	21.0000	22.6000	2,700	3	58,820.00
Advance Terrafund REIT-Sofia	1.9000	1.9400	189,481	115	364,228.48
Albena AD-Albena	39.4000	43.0000	2,027	74	83,883.60
Balkan and Sea Properties REIT-Varna	16.6000	16.6000	20	1	332.00
Velgraf Asset Management AD-Sofia	3.9000	3.9200	83,200	6	326,137.00
Gradus AD-Stara Zagora	1.6900	1.7200	64,533	86	110,003.18
Doverie United Holding PLC-Sofia	2.9600	3.3600	91,505	187	291,381.96
Eurohold Bulgaria AD-Sofia	1.6000	1.8800	134,372	18	228,754.66
Elana Agrocredit AD-Sofia	1.1100	1.1600	133,330	92	151,574.24
Galata Investment Company AD-Varna	1.8600	1.8600	249,170	10	463,456.20
Investor.BG AD-Sofia	16.4000	16.6000	25,760	6	422,484.00
Industrial Holding Bulgaria PLC-Sofia	1.0000	1.0300	135,520	36	137,810.75
M+S Hydraulic AD-Kazanlak	5.9000	6.3000	95,580	121	593,821.90
Monbat AD-Sofia	6.2000	6.6000	15,781	81	99,317.35
Severcoop Gamza Holding AD-Sofia	3.5000	3.7000	11,825	9	42,132.50
Synthetica AD-Sofia	43.0000	43.0000	100	1	4,300.00
Sirma Group Holding JSC-Sofia	0.6400	0.7150	172,913	85	114,114.34
Sopharma AD-Sofia	3.2800	3.4000	47,897	136	159,901.22
Sopharma Properties REIT-Sofia	6.3500	6.4500	18,748	34	119,982.50
Sopharma Trading AD-Sofia	5.7000	6.4000	47,157	129	283,122.55
Stara Planina Hold AD-Sofia	5.1500	5.4500	105,629	83	551,089.65
CB First Investment Bank AD-Sofia	2.9000	3.1800	49,025	129	146,435.14
CB Central Cooperative Bank AD-Sofia	1.4900	1.6000	86,771	105	134,029.49
Trace Group Hold AD-Sofia	2.8400	3.2600	50,827	132	152,850.52
Bulgarian Real Estate Fund REIT-Sofia	1.9800	2.0800	66,534	97	133,926.04
Chimimport AD-Sofia	1.6300	1.7150	165,665	195	277,102.14
Holding Varna AD-Varna	36.6000	39.4000	24,651	60	956,380.40
Holding Nov Vek AD-Sofia	15.7000	17.2000	4,567	22	78,315.60
Holding Sveta Sofia AD-Sofia	3.4200	3.9800	4,981	39	18,851.48
CEZ Distribution Bulgaria AD-Sofia	168.0000	218.0000	2,491	176	474,100.00



## Corporate Governance Index CGIX

### CGIX Components

Issuer	Min. price	Max. price	Volume (lots)	Trades	Turnover (BGN)
Albena AD-Albena	39.4000	43.0000	2,027	74	83,883.60
Bulgarian Stock Exchange-Sofia	4.9400	5.2000	3,676	9	18,478.96
Industrial Holding Bulgaria PLC-Sofia	1.0000	1.0300	135,520	36	137,810.75
Korado Bulgaria AD-Strazhitsa	6.3000	6.6500	20,883	60	133,638.85
Monbat AD-Sofia	6.2000	6.6000	15,781	81	99,317.35
Sopharma AD-Sofia	3.2800	3.4000	47,897	136	159,901.22
Chimimport AD-Sofia	1.6300	1.7150	165,665	195	277,102.14



CGIX is the index of the companies enjoying good corporate governance as selected by the National Corporate Governance Commission.

The starting date of calculation of the CGIX is September 19, 2011.

CGIX is an index of the National Corporate Governance Commission but is currently computed and promoted by BSE.

The Rules on calculating the Corporate Governance Index (CGIX) are available in Bulgarian at [http://download.bse-sofia.bg/others/CGIX\\_Index\\_Rules\\_BG.pdf](http://download.bse-sofia.bg/others/CGIX_Index_Rules_BG.pdf)



### Premium Equities Segment\* (based on non-consolidated reports\*\*)

Issue	Issuer	P / E	P / S	P / B	P / EBIT	ROA	EBIT / Total Asts.	ROE	EBIT / Equity	Current Ratio	Debt / Equity	Assets Turnover
4CF	CB Central Cooperative Bank AD-Sofia			0.37							0.90	
5F4	CB First Investment Bank AD-Sofia	2.14	0.91	0.41		0.02		0.19			0.91	
6C4	Chimimport AD-Sofia	11.88	7.02	0.32	9.67	0.02	0.03	0.03	0.03	2.84	0.16	0.04
4KX	Korado Bulgaria AD-Strazhitsa	16.28	1.92	4.05	12.19	0.17	0.19	0.25	0.28	3.23	0.30	1.46
5MB	Monbat AD-Sofia	50.67	0.67	1.49	15.09	0.01	0.03	0.03	0.06	1.61	0.53	1.03
SKK	Sirma Group Holding JSC-Sofia	18.01	11.38	0.53	12.89	0.02	0.03	0.03	0.04	0.60	0.23	0.04
3JR	Sopharma AD-Sofia	12.64	1.91	0.82	7.56	0.05	0.06	0.07	0.08	1.38	0.25	0.34

### Premium Equities Segment\* (based on consolidated reports\*\*)

Issue	Issuer	P / E	P / S	P / B	P / EBIT	ROA	EBIT / Total Asts.	ROE	EBIT / Equity	Current Ratio	Debt / Equity	Assets Turnover
4CF	CB Central Cooperative Bank AD-Sofia	3.47	1.00	0.34		0.01		0.11			0.91	
5F4	CB First Investment Bank AD-Sofia	1.94	0.86	0.39		0.02		0.20			0.91	
6C4	Chimimport AD-Sofia	5.29	0.03	0.27	2.47	0.05	0.08	0.06	0.10	1.15	0.82	10.22
4KX	Korado Bulgaria AD-Strazhitsa											
5MB	Monbat AD-Sofia	41.80	0.77	1.04	8.22	0.02	0.04	0.04	0.08	1.74	0.51	0.89
SKK	Sirma Group Holding JSC-Sofia	4.82	0.65	0.42	2.88	0.09	0.10	0.11	0.13	0.94	0.23	0.66
3JR	Sopharma AD-Sofia	13.95	0.34	0.84	4.97	0.05	0.07	0.06	0.09	1.04	0.54	1.92

### Standard Equities Segment\* (based on non-consolidated reports\*\*)

Issue	Issuer	P / E	P / S	P / B	P / EBIT	ROA	EBIT / Total Asts.	ROE	EBIT / Equity	Current Ratio	Debt / Equity	Assets Turnover
94G	235 Holdings AD-Sofia			22.08						6.83		
A72	Agria Group Holding AD-Varna	29.81	10.51	0.94	14.32	0.01	0.03	0.03	0.06	0.67	0.55	0.04
6AB	Albena AD-Albena	14.57	1.75	0.38	5.37	0.02	0.02	0.03	0.03	0.35	0.25	0.17
6AM	Alcomet AD-Shumen	12.98	0.41	0.66	5.21	0.03	0.04	0.05	0.07	1.47	0.42	0.99
A4L	Allterco AD-Sofia	25.44	139.84	2.68	24.04	0.09	0.10	0.11	0.12	8.57	0.16	0.02
A00	BG Agro AD-Varna	1058.54	89.81	1.27	759.66					1.46	0.03	0.01
5BP	Billboard AD-Sofia	38.16	0.52	0.23	2.93		0.01	0.01	0.02	1.74	0.38	0.28
5BR	Bulgarian River Shipping AD-Ruse		1.76	0.32						0.50	0.21	0.14
BSO	Bulgarian Stock Exchange-Sofia	22.00	7.46	2.77	21.64	0.12	0.12	0.14	0.13	5.47	0.10	0.36
5BN	CB Bulgarian American Credit Bank AD-Sofia	13.05	3.48	0.85		0.01		0.07			0.87	
5CP	CB Texim Bank AD-Sofia	68.90	5.06	1.93				0.03			0.88	
3CZ	CEZ Distribution Bulgaria AD-Sofia		1.05	0.62	4.98					0.68	0.34	0.40
1CZ	CEZ Electro Bulgaria AD-Sofia	6.95	0.22	0.82	6.10	0.06	0.07	0.12	0.14	2.20	0.48	1.87
5DOV	Doverie United Holding PLC-Sofia			1.56	24.60					0.51	0.47	
0EA	Elana Agrocredit AD-Sofia	15.40	5.13	0.99	11.19	0.04	0.06	0.06	0.09	4.59	0.33	0.12
52E	Elhim Iskra AD-Pazardzhik	28.90	0.62	0.65	8.47	0.02	0.02	0.02	0.03	9.34	0.12	0.96
57E	EMKA AD-Sevlievo	17.18	0.52	1.31	8.66	0.07	0.08	0.08	0.09	5.22	0.13	2.22
5EO	Etropal AD-Etropole	863.64	3.60	5.59	34.76		0.02	0.01	0.05	0.89	0.64	0.60
4EH	Eurohold Bulgaria AD-Sofia	172.79	13.46	0.96	16.28		0.03	0.01	0.06	0.12	0.45	0.04
4F6	Fazerles AD-Silistra	57.16	0.74	0.48	10.46	0.01	0.01	0.01	0.01	16.74	0.06	0.61
4F8	Formoplast AD-Kardzhali		14.67	9.01	186.65					1.84	0.23	0.48
GTH	Galata Investment Company AD-Varna		26.09	1.66						4.36	0.01	0.06
GR6	Gradus AD-Stara Zagora			1.31		0.04	0.04	0.04	0.04	3.01	0.07	0.05
GT2	Green Town Projects PLC-Sofia											
58E	Himsnab Bulgaria AD-Sofia	49.25	92.01	1.33	44.52	0.02	0.02	0.03	0.03	2.98	0.21	0.01
6N3	Holding Nov Vek AD-Sofia	54.79	12.74	1.74	19.36	0.01	0.03	0.04	0.10	1.95	0.55	0.05
4HS	Holding Sveta Sofia AD-Sofia	9.24	5.18	1.07	6.08	0.05	0.08	0.14	0.21	1.10	0.60	0.09
5V2	Holding Varna AD-Varna	43.31	22.72	1.30	26.20	0.02	0.03	0.03	0.05	3.58	0.21	0.04

\* Ratios are calculated on the base of the last weighted-average price as of the end of the month

\*\* Financial reports data (ttm)

Methodology for Calculation of Financial Ratios is available at [http://download.bse-sofia.bg/pdf/methodology\\_en.pdf](http://download.bse-sofia.bg/pdf/methodology_en.pdf)

# Financial Ratios

October  
2019

Issue	Issuer	P / E	P / S	P / B	P / EBIT	ROA	EBIT / Total Asts.	ROE	EBIT / Equity	Current Ratio	Debt / Equity	Assets Turnover
4HE	Hydraulic Elements and Systems AD-Yambol	15.53	1.30	2.35	8.92	0.12	0.13	0.15	0.17	2.06	0.24	1.38
4I8	Industrial Capital Holding AD-Sofia	16.89	9.87	1.26	16.86	0.07	0.07	0.08	0.08	6.65	0.07	0.13
4ID	Industrial Holding Bulgaria PLC-Sofia	8.81	7.90	0.42	8.50	0.05	0.05	0.05	0.05	2.36	0.06	0.05
6R1	Industry Development Holding JSC-Sofia	4.91	2.75	1.03	2.94	0.08	0.14	0.24	0.40	2.96	0.61	0.15
4IN	Investor.BG AD-Sofia	326.77	8.43	2.00	214.28	0.01		0.01		2.13	0.17	0.20
4L4	Lavena AD-Shumen	32.60	1.76	1.62	13.50	0.03	0.05	0.05	0.07	3.22	0.32	0.63
5MH	M+S Hydraulic AD-Kazanlak	19.71	1.98	3.16	11.22	0.12	0.14	0.16	0.17	2.25	0.28	1.24
178B	Neo London Capital PLC-Sofia	7.73		0.86	4.10	0.05	0.09	0.12	0.23	11.86	0.60	
3NB	Neochim AD-Dimitrovgrad		0.18	0.53						1.53	0.31	2.04
5ODE	Odessos Shiprepair Yard AD-Varna	26.46	1.14	0.66	10.40	0.02	0.02	0.02	0.03	1.91	0.09	0.52
4O1	Oil and Gas Exploration and Production AD-Sofia	27.12	3.22	0.82	9.19	0.02	0.03	0.03	0.04	2.14	0.22	0.20
5PET	Petrol AD-Sofia		0.03	1.56						1.33	0.91	4.36
P2B	Port Flot-Burgas AD-Burgas											
RGL	Regala Invest AD-Varna		125.12	2.22	182.83		0.01		0.01	1.35	0.14	0.02
6R2	Rodna Zemya Holding AD-Dobrich	11.09	5.61	1.29	7.41	0.05	0.08	0.14	0.20	1.68	0.52	0.11
6S4	Severcoop Gamza Holding AD-Sofia	12.92	4.50	0.86	6.37	0.03	0.07	0.08	0.15	2.03	0.64	0.09
6S5	Sila Holding AD-Stara Zagora	15.76	12.11	1.51	13.77	0.08	0.09	0.10	0.11	82.08	0.16	0.10
6SOA	Sofia Commerce-Pawn Brokerage AD-Sofia	12.79	2.21	1.21	11.02	0.09	0.10	0.10	0.11	5.92	0.16	0.50
SO5	Sopharma Trading AD-Sofia	9.98	0.25	2.42	6.52	0.05	0.07	0.25	0.31	1.07	0.80	2.04
OSP	Speedy AD-Sofia	20.12	1.94	4.88	8.72	0.11	0.14	0.24	0.30	0.66	0.61	1.18
3NJ	SS Konstantine And Elena Holding AD-Varna		8.51	1.30						0.81	0.46	0.09
5SR	Stara Planina Hold AD-Sofia	17.58	14.92	2.78	17.58	0.14	0.14	0.16	0.16	1.43	0.20	0.16
6S7	Synergon Holding AD-Sofia		3.09	0.13						0.74	0.30	0.03
EHN	Synthetica AD-Sofia	83.39	41.90	7.41	54.82	0.04	0.06	0.09	0.14	1.09	0.71	0.07
7TH	Tchaikapharma High Quality Medicines AD-Sofia	67.71	19.92	8.55	47.67	0.10	0.11	0.12	0.13	5.99	0.13	0.35
3TV	Toplivo AD-Sofia		0.08	0.14						2.06	0.39	1.08
T57	Trace Group Hold AD-Sofia	7.72	0.43	0.65	6.02	0.06	0.06	0.09	0.09	2.19	0.29	1.03
1VX	Velgraf Asset Management AD-Sofia	95.01	17.51	2.34	37.19	0.02	0.03	0.02	0.04	1.78	0.25	0.09
4PX	Yuri Gagarin PLC-Plovdiv		0.06	0.08	0.83		0.01		0.01	2.09	0.40	0.77
T43	Zarneni Hrani Bulgaria AD-Sofia	11.62	35.18	0.16	9.22	0.01	0.01	0.01	0.02	0.86	0.17	
3ZL	Zlatni Pyasatsi AD-Varna		1.08	0.12	41.82					4.23	0.06	0.10

## Standard Equities Segment\* (based on consolidated reports\*\*)

Issue	Issuer	P / E	P / S	P / B	P / EBIT	ROA	EBIT / Total Asts.	ROE	EBIT / Equity	Current Ratio	Debt / Equity	Assets Turnover
94G	235 Holdings AD-Sofia		3,180.02	22.48						7.46	0.11	
A72	Agria Group Holding AD-Varna	4.03	0.18	0.35	1.94	0.10	0.16	0.25	0.37	1.14	0.58	2.31
6AB	Albena AD-Albena	20.68	1.36	0.38	5.03	0.01	0.02	0.02	0.02	0.48	0.31	0.22
6AM	Alcomet AD-Shumen	12.98	0.41	0.66	5.21	0.03	0.04	0.05	0.07	1.47	0.42	0.99
A4L	Allterco AD-Sofia	13.56	1.01	1.75	9.09	0.17	0.20	0.21	0.25	1.96	0.29	2.29
A00	BG Agro AD-Varna	22.33	0.73	0.95	9.22	0.05	0.07	0.05	0.07	0.98	0.41	1.68
5BP	Billboard AD-Sofia	48.33	0.12	0.22	1.19		0.04		0.06	0.89	0.54	1.24
5BR	Bulgarian River Shipping AD-Ruse		1.20	0.29						0.98	0.16	0.20
BSO	Bulgarian Stock Exchange-Sofia	8.64	2.97	2.11	7.16	0.31	0.35	0.35	0.39	1.17	0.82	0.90
5BN	CB Bulgarian American Credit Bank AD-Sofia	12.47	3.43	0.84		0.01		0.07			0.87	
5CP	CB Texim Bank AD-Sofia	66.77	4.93	1.91				0.03			0.88	
3CZ	CEZ Distribution Bulgaria AD-Sofia		1.03	0.61	4.55					0.71	0.34	0.41
5DOV	Doverie United Holding PLC-Sofia	6.29	0.34	0.74	2.40	0.17	0.30	0.33	0.57	0.89	0.72	3.25
5EO	Etropal AD-Etropole	606.38	3.56	5.46	33.81		0.02	0.01	0.06	0.92	0.64	0.61

\* Ratios are calculated on the base of the last weighted-average price as of the end of the month

\*\* Financial reports data (ttm)

Methodology for Calculation of Financial Ratios is available at [http://download.bse-sofia.bg/pdf/methodology\\_en.pdf](http://download.bse-sofia.bg/pdf/methodology_en.pdf)

# Financial Ratios

October  
2019

Issue	Issuer	P / E	P / S	P / B	P / EBIT	ROA	EBIT / Total Asts.	ROE	EBIT / Equity	Current Ratio	Debt / Equity	Assets Turnover
4EH	Eurohold Bulgaria AD-Sofia	21.03	0.22	1.92	5.75	0.03	0.07	0.05	0.13	1.09	0.86	2.50
GR6	Gradus AD-Stara Zagora			1.31		0.06	0.07	0.07	0.08	2.54	0.17	0.63
58E	Himsnab Bulgaria AD-Sofia	21.13	4.13	1.04	11.36	0.05	0.09	0.06	0.11	2.16	0.37	0.25
6N3	Holding Nov Vek AD-Sofia	4.83	1.15	1.95	3.47	0.13	0.17	0.41	0.52	3.66	0.68	0.57
4HS	Holding Sveta Sofia AD-Sofia	6.63	1.11	1.07	3.59	0.07	0.13	0.19	0.35	1.04	0.76	0.42
5V2	Holding Varna AD-Varna	44.62	3.01	1.25	16.47	0.02	0.03	0.03	0.04	1.88	0.52	0.33
4I8	Industrial Capital Holding AD-Sofia	16.02	0.12	0.47	1.05	0.06	0.57	0.07	0.59	3.15	0.21	8.81
4ID	Industrial Holding Bulgaria PLC-Sofia	10.37	0.95	0.32	3.70	0.04	0.06	0.04	0.06	1.20	0.20	0.43
6R1	Industry Development Holding JSC-Sofia	6.21	2.08	0.77	2.79	0.07	0.14	0.19	0.41	3.09	0.66	0.19
4IN	Investor.BG AD-Sofia		4.48	2.67						1.83	0.48	0.38
4L4	Lavena AD-Shumen	28.14	1.77	1.60	11.81	0.04	0.05	0.06	0.08	3.19	0.32	0.63
5MH	M+S Hydraulic AD-Kazanlak	19.14	1.92	3.29	10.80	0.13	0.14	0.16	0.18	2.24	0.29	1.28
3NB	Neochim AD-Dimitrograd		0.18	0.53						1.54	0.31	2.05
4O1	Oil and Gas Exploration and Production AD-Sofia	21.35	1.85	0.91	7.00	0.02	0.03	0.03	0.04	2.78	0.22	0.27
5PET	Petrol AD-Sofia		0.03	1.41						1.24	0.91	4.45
6R2	Rodna Zemya Holding AD-Dobrich	3.41	0.58	1.12	2.41	0.18	0.23	0.44	0.56	1.76	0.66	1.04
6S4	Severcoop Gamza Holding AD-Sofia	14.51	2.77	0.87	4.29	0.03	0.09	0.07	0.21	2.15	0.78	0.15
6S5	Sila Holding AD-Stara Zagora			1.41	1.54					2.08	0.56	
6SOA	Sofia Commerce-Pawn Brokerage AD-Sofia	9.00	1.53	1.20	7.75	0.10	0.11	0.11	0.12	4.87	0.22	0.57
SO5	Sopharma Trading AD-Sofia	22.06	0.21	3.11	7.44	0.02	0.04	0.11	0.18	1.01	0.87	2.49
OSP	Speedy AD-Sofia	23.05	1.27	5.71	7.32	0.10	0.13	0.21	0.28	0.77	0.71	1.80
3NJ	SS Konstantine And Elena Holding AD-Varna		1.81	1.58						0.44	0.72	0.41
5SR	Stara Planina Hold AD-Sofia	16.37	0.46	1.14	3.25	0.15	0.44	0.17	0.51	2.61	0.23	5.28
6S7	Synergon Holding AD-Sofia		0.05	0.08	2.23					1.47	0.26	2.20
EHN	Synthetica AD-Sofia		3.18	7.79	41.00					0.77	0.74	0.98
3TV	Toplivo AD-Sofia		0.06	0.14						2.06	0.40	1.28
T57	Trace Group Hold AD-Sofia	7.01	0.22	0.70	4.04	0.06	0.08	0.10	0.12	1.37	0.49	1.96
1VX	Velgraf Asset Management AD-Sofia			2.34	36.17					1.78	0.26	
4PX	Yuri Gagarin PLC-Plovdiv		0.05	0.07	0.74		0.01		0.01	2.08	0.41	0.97
T43	Zarneni Hrani Bulgaria AD-Sofia	7.32	0.50	0.17	2.06	0.02	0.04	0.02	0.04	1.63	0.25	0.27
3ZL	Zlatni Pyasatsi AD-Varna		0.50	0.13	9.63					4.39	0.08	0.22

## SPVs Segment\* (based on non-consolidated reports\*\*)

Issue	Issuer	P / E	P / S	P / B	P / EBIT	ROA	EBIT / Total Asts.	ROE	EBIT / Equity	Current Ratio	Debt / Equity	Assets Turnover
6A6	Advance Terrafund REIT-Sofia	14.44	8.89	0.66	14.44	0.04	0.04	0.05	0.05	3.45	0.03	0.07
5AX	Aktiv Properties REIT-Plovdiv	12.99	0.78	0.53	12.34	0.03	0.03	0.04	0.04	3.12	0.02	0.53
5H4	Balkan and Sea Properties REIT-Varna	16.15	11.17	2.00	12.89	0.08	0.10	0.14	0.17	14.90	0.41	0.11
BPY	Bravo Property Fund REIT-Sofia		37.29	1.06						4.63	0.47	0.02
5BU	Bulgarian Real Estate Fund REIT-Sofia	9.38	6.54	0.65	8.98	0.06	0.06	0.07	0.07	6.55	0.10	0.09
9BH	Bulgarian Receivables Fund SPE-Sofia			1.08						2.06	0.48	
5BD	Bulland Investments REIT-Sofia			0.96						0.17	0.11	
5EX	Exclusive Property REIT-Sofia	3.14	9.83	0.86	2.89	0.15	0.16	0.31	0.33	0.21	0.48	0.05
E7P	Expat Beta REIT-Sofia		28.57	0.90						0.10	0.21	0.02
6F3	FairPlay Properties REIT-Sofia	8.04	0.76	0.31	6.71	0.03	0.03	0.04	0.04	6.53	0.17	0.31
FAW	Finance Assistance Management SPV-Sofia											
RPR	Roi Property Fund REIT-Sofia	5.61	2.11	1.29	4.31	0.10	0.13	0.25	0.33	2.91	0.56	0.27
6S6	Sopharma Properties REIT-Sofia	122.07	11.86	2.18	18.88	0.01	0.08	0.02	0.12	0.20	0.29	0.13
6SB	Super Borovetz Property Fund REIT-Varna		31.64	1.46	22.93		0.02		0.06	0.41	0.66	0.02

\* Ratios are calculated on the base of the last weighted-average price as of the end of the month

\*\* Financial reports data (ttm)

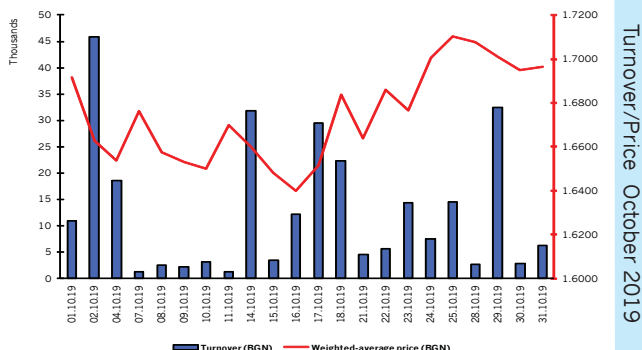
Methodology for Calculation of Financial Ratios is available at [http://download.bse-sofia.bg/pdf/methodology\\_en.pdf](http://download.bse-sofia.bg/pdf/methodology_en.pdf)

# Top 5 Stocks by Trades

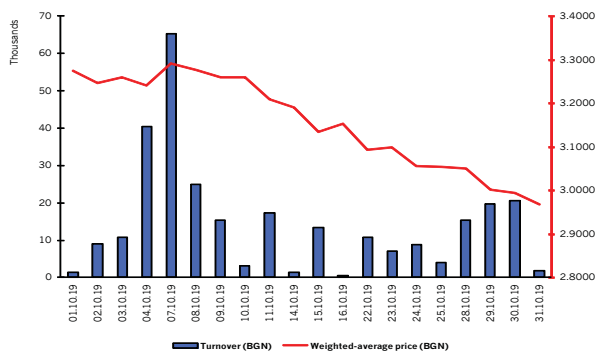
October 2019

## Chimimport

BSE code of the issue	6C4
Volume of the issue (common shares)	239,646,267
Nominal value (BGN per share)	1.00
Last gross dividend 2018 (BGN per share)	0.0630
Trading on regulated market as from the beginning of the year	
Volume in lots	2,564,575
Value in BGN	4,653,177.13
Trades	1,936



Turnover/Price October 2019

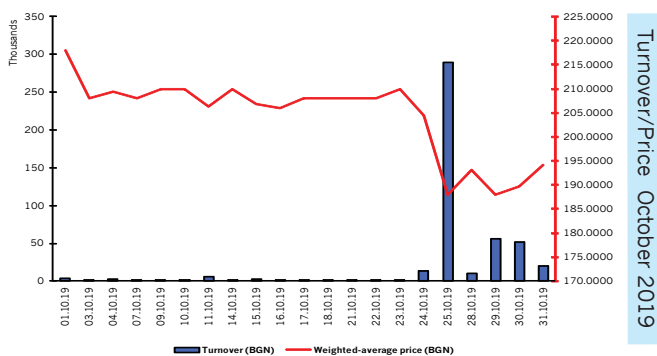


## Doverie United Holding

BSE code of the issue	5D0V
Volume of the issue (common shares)	18,736,099
Nominal value (BGN per share)	1.00
Last gross dividend 2018 (BGN per share)	0.00
Trading on regulated market as from the beginning of the year	
Volume in lots	1,811,137
Value in BGN	4,951,175.16
Trades	2,231

## CEZ Distribution Bulgaria

BSE code of the issue	3CZ
Volume of the issue (common shares)	1,928,000
Nominal value (BGN per share)	1.00
Last gross dividend 2018 (BGN per share)	0.00
Trading on regulated market as from the beginning of the year	
Volume in lots	11,338
Value in BGN	2,446,107.00
Trades	814

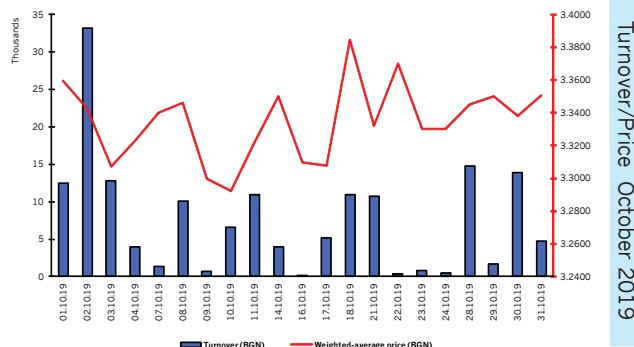


# Top 5 Stocks by Trades

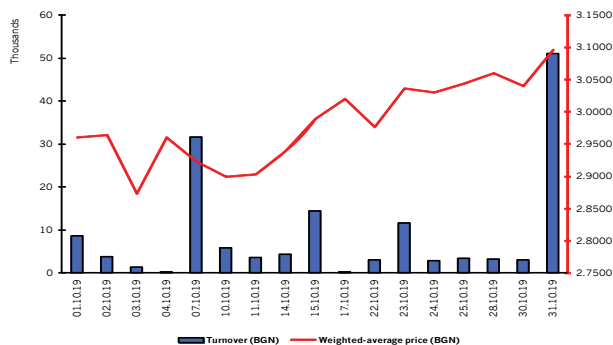
October 2019

## Sopharma

BSE code of the issue	3JR
Volume of the issue (common shares)	134,797,899
Nominal value (BGN per share)	1.00
Last gross dividend 2018 (BGN per share)	0.00
Trading on regulated market as from the beginning of the year	
Volume in lots	1,489,378
Value in BGN	5,004,697.28
Trades	1,647



Turnover/Price October 2019



## Trace Group Hold

BSE code of the issue	T57
Volume of the issue (common shares)	24,200,000
Nominal value (BGN per share)	1.00
Last gross dividend 2018 (BGN per share)	0.00
Trading on regulated market as from the beginning of the year	
Volume in lots	421,154
Value in BGN	1,124,622.36
Trades	877