

**October  
2018**

# **MONTHLY BULLETIN**



**БФБ**

**BULGARIAN STOCK EXCHANGE**

1000 Sofia, 6 Tri ushi St.

Tel: (+359 2) 937 09 45; Fax: (+359 2) 937 09 46

<http://www.bse-sofia.bg>; e-mail: [bse@bse-sofia.bg](mailto:bse@bse-sofia.bg)

# General Statistics

October  
2018

Capitalization of BSE Main Market		Change	
As of 31 October 2018			
Market Segment	Capitalization	September * 2018	October * 2017
Premium Equities Segment	1,970,564,873.42	-7.33%	-11.39%
Standard Equities Segment	5,219,162,811.14	-2.84%	-73.19%
Special Purpose Vehicles Segment	388,321,048.49	-2.80%	-41.73%
<b>Total Capitalization of BSE Main Market</b>	<b>7,578,048,733.05</b>	<b>-4.05%</b>	<b>-66.10%</b>

\* as of the end of the period

Issues admitted to trading on BSE Main Market			
Market Segment	Number of new issues	Number of delisted issues	Number of listed issues as of the end of the month
Premium Equities Segment	0	0	7
Standard Equities Segment	0	0	49
Special Purpose Vehicles Segment	0	0	8
Bonds Segment	3	0	63
Compensatory Instruments Segment	0	0	3
Exchange Traded Products Segment	0	0	12
Subscription Rights Segment	0	0	0
Initial Public Offering Segment	0	0	0
Government Securities Segment	0	1	19
<b>TOTAL :</b>	<b>3</b>	<b>1</b>	<b>161</b>

\* as of the end of the period

## BSE Indices

### SOFIX

Value *	596.81
Monthly change	-4.42%
Annual change	-11.11%
P/E **	10.42
P/B **	1.01

### BGBX 40

Value *	117.03
Monthly change	-4.02%
Annual change	-10.79%
P/E **	12.21
P/B **	1.34

### BG TR30

Value *	499.33
Monthly change	-4.04%
Annual change	-8.73%
P/E **	25.27
P/B **	1.50

### BG REIT

Value *	117.23
Monthly change	-0.48%
Annual change	1.16%
P/E **	12.15
P/B **	1.09

\* Values as of 31 October 2018

\*\* P (prices) are weighted-average

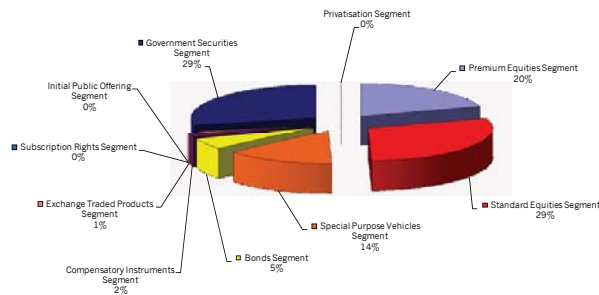
\*\* Financial reports data (ttm)

## Monthly Trading by BSE Main Market Segments

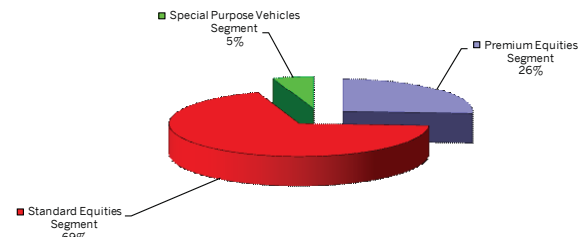
Market Segment	October 2018			Change in turnover (%)	
	Trades	Turnover (BGN)	Volume (lots)	September 2018	October 2017
Premium Equities Segment	2,017	5,208,324	2,574,735	40.88%	-1.30%
Standard Equities Segment	1,767	7,609,873	2,107,692	-18.30%	-63.65%
Special Purpose Vehicles Segment	534	3,660,783	1,721,272	227.63%	13.68%
Bonds Segment	20	1,418,126	1,284	-39.93%	-90.60%
Compensatory Instruments Segment	161	406,225	963,330	45.16%	22.00%
Exchange Traded Products Segment	71	158,214	119,169	2140.87%	17.57%
Subscription Rights Segment	0	0	0	-100.00%	-100.00%
Initial Public Offering Segment	0	0	0	n/a	n/a
Government Securities Segment	3	7,414,050	6,378	n/a	n/a
Privatisation Segment	0	0	0	n/a	n/a
<b>TOTAL:</b>	<b>4,573</b>	<b>25,875,594</b>	<b>7,493,860</b>	<b>54.19%</b>	<b>-42.49%</b>
OTC trades ***	0	0	0	n/a	-100.00%

\*\*\* Effective as from 03 January 2018, no OTC trades may be announced through the trading system of BSE

## Turnover by Segments of BSE Main Market



## Capitalization by Segments of BSE Main Market



## New issues admitted to trading on the BSE Main Market in October

Issue	Issuer	First Trading Day	Trading Currency	Amount of the issue in the respective currency	Market Segment
04HA	Bulgarian Energy Holding EAD-Sofia	02.10.2018	EUR	550,000,000	Bonds Segment
OBVA	Bulfinance Investment AD-Sofia	18.10.2018	BGN	10,000,000	Bonds Segment
OFDD	Finance Direct AD-Sofia	15.10.2018	EUR	1,300,000	Bonds Segment

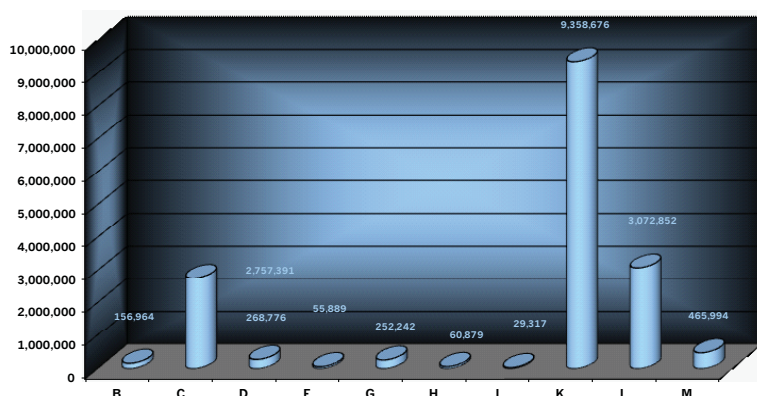
## Daily-Average Trading by BSE Main Market Segments

Market Segment	October 2018			Change in turnover (%)	
	Trades	Turnover (BGN)	Volume (lots)	September 2018	October 2017
Premium Equities Segment	88	226,449	111,945	10.25%	-5.59%
Standard Equities Segment	77	330,864	91,639	-36.06%	-65.23%
Special Purpose Vehicles Segment	23	159,164	74,838	156.41%	8.74%
Bonds Segment	1	61,658	56	-52.99%	-91.00%
Compensatory Instruments Segment	7	17,662	41,884	13.60%	16.70%
Exchange Traded Products Segment	3	6,879	5,181	1653.73%	12.46%
Subscription Rights Segment	0	0	0	-100.00%	-100.00%
Initial Public Offering Segment	0	0	0	n/a	n/a
Government Securities Segment	0	322,350	277	n/a	n/a
Privatisation Segment	0	0	0	n/a	n/a
<b>TOTAL:</b>	<b>199</b>	<b>1,125,026</b>	<b>325,820</b>	<b>20.67%</b>	<b>-44.99%</b>
OTC trades ***	0	0	0	n/a	-100.00%

\*\*\* Effective as from 03 January 2018, no OTC trades may be announced through the trading system of BSE

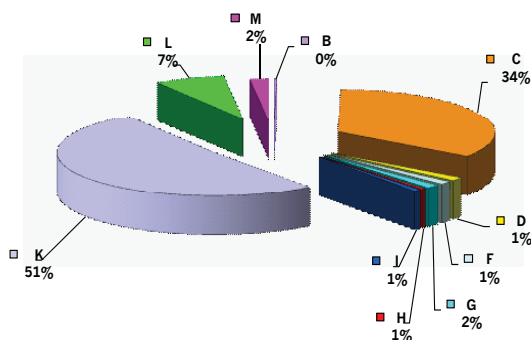
Trading by Industries (according to NACE.BG-2008)		Trades	Volume (lots)	Turnover (BGN)
B	Mining and quarrying	12	22,182	156,963.55
C	Manufacturing	1,111	793,764	2,757,391.04
D	Electricity, gas, steam and air conditioning supply	56	1,101	268,776.00
F	Construction	68	17,144	55,889.42
G	Wholesale and retail trade; repair of motor vehicles and motorcycles	181	229,361	252,242.14
H	Transportation and storage	38	32,739	60,878.77
I	Accommodation and food service activities	62	941	29,316.50
K	Financial and insurance activities	2,499	4,651,104	9,358,676.35
L	Real estate activities	97	251,112	3,072,851.72
M	Professional, scientific and technical activities	194	404,251	465,994.35

## Share of industries in the total turnover (BGN) on the BSE Main Market in October



- B Mining and quarrying
- C Manufacturing
- D Electricity, gas, steam and air conditioning supply
- F Construction
- G Wholesale and retail trade; repair of motor vehicles and motorcycles
- H Transportation and storage
- I Accommodation and food service activities
- K Financial and insurance activities
- L Real estate activities
- M Professional, scientific and technical activities

## Share of industries in the total turnover (BGN) on the BSE Main Market in the last 365 days



- B Mining and quarrying
- C Manufacturing
- D Electricity, gas, steam and air conditioning supply
- F Construction
- G Wholesale and retail trade; repair of motor vehicles and motorcycles
- H Transportation and storage
- I Accommodation and food service activities
- K Financial and insurance activities
- L Real estate activities
- M Professional, scientific and technical activities

## TOP 5

### Liquidity Ranking

Issuer	Trades	Volume (lots)	Turnover (BGN)
Sopharma AD-Sofia	630	257,699	1,001,989.24
Chimimport AD-Sofia	552	1,248,127	2,523,447.50
CB Central Cooperative Bank AD-Sofia	392	597,367	979,990.17
Advance Terrafund REIT-Sofia	306	613,342	1,219,031.00
Gradus AD-Stara Zagora	185	91,627	155,615.21

## TOP 5

### Members

Trades	Turnover (BGN)
Inv. Intermediary "Karoll"	3,045
Inv. Intermediary "Elana Trading"	2,058
Inv. Intermediary "BenchMark Finance"	729
Inv. Intermediary "First Financial Brokerage House"	556
Inv. Intermediary "Capman"	451

## TOP 30

### Capitalization as of 31 October 2018

Issues of shares on the BSE Main Market

Issue	Issuer	Nominal (BGN)	Amount (Shares)	Closing price (BGN)	Capitalization (BGN)
7TH	Tchaikapharma High Quality Medicines AD-Sofia	1.00	72,200,000	8.2000	592,040,000.00
3JR	Sopharma AD-Sofia	1.00	134,797,899	3.7700	508,188,079.23
6C4	Chimimport AD-Sofia	1.00	239,646,267	2.0100	481,688,996.67
3CZ	CEZ Distribution Bulgaria AD-Sofia	1.00	1,928,000	224.0000	431,872,000.00
GR6	Gradus AD-Stara Zagora	1.00	243,608,710	1.6800	409,262,632.80
5F4	CB First Investment Bank AD-Sofia	1.00	110,000,000	3.5000	385,000,000.00
4EH	Eurohold Bulgaria AD-Sofia	1.00	197,525,600	1.6150	319,003,844.00
5MH	M+S Hydraulic AD-Kazanlak	1.00	39,445,200	7.9000	311,617,080.00
5MB	Monbat AD-Sofia	1.00	39,000,000	7.0500	274,950,000.00
0SP	Speedy AD-Sofia	1.00	5,377,619	43.2000	232,313,140.80
S05	Sopharma Trading AD-Sofia	1.00	32,905,009	6.8000	223,754,061.20
6AM	Alcomet AD-Shumen	1.00	17,952,959	12.2000	219,026,099.80
6AB	Albena AD-Albena	1.00	4,273,126	47.2000	201,691,547.20
5V2	Holding Varna AD-Varna	1.00	5,235,900	37.6000	196,869,840.00
4CF	CB Central Cooperative Bank AD-Sofia	1.00	113,154,291	1.5650	177,086,465.42
6A6	Advance Terrafund REIT-Sofia	1.00	85,110,091	1.9400	165,113,576.54
3MZ	Svilosa AD-Svishtov	1.00	31,754,944	4.8600	154,329,027.84
5SR	Stara Planina Hold AD-Sofia	1.00	21,000,000	6.5500	137,550,000.00
6S6	Sopharma Properties REIT-Sofia	1.00	20,953,944	6.5000	136,200,636.00
5BN	CB Bulgarian American Credit Bank AD-Sofia	1.00	24,691,313	5.5000	135,802,221.50
EHN	Synthetica AD-Sofia	1.00	3,000,000	42.0000	126,000,000.00
4ID	Industrial Holding Bulgaria PLC-Sofia	1.00	107,400,643	0.9750	104,715,626.93
1CZ	CEZ Electro Bulgaria AD-Sofia	10.00	5,000	20,600.0000	103,000,000.00
3NB	Neochim AD-Dimitrovgrad	1.00	2,654,358	38.6000	102,458,218.80
4KX	Korado Bulgaria AD-Strazhitsa	1.00	13,168,614	7.0500	92,838,728.70
A00	BG Agro AD-Varna	1.00	40,357,440	2.2600	91,207,814.40
4HE	Hydraulic Elements and Systems AD-Yambol	1.00	18,193,752	4.9200	89,513,259.84
401	Oil and Gas Exploration and Production AD-Sofia	1.00	12,228,062	6.8000	83,150,821.60
T57	Trace Group Hold AD-Sofia	1.00	24,200,000	3.2400	78,408,000.00
5CP	CB Texim Bank AD-Sofia	1.00	27,995,036	2.8000	78,386,100.80

### Premium Equities Segment

Issue	Issuer	Nominal (BGN)	Amount (Shares)	Closing price (BGN)	Capitalisation (BGN)
3JR	Sopharma AD-Sofia	1.00	134,797,899	3.7700	508,188,079.23
4CF	CB Central Cooperative Bank AD-Sofia	1.00	113,154,291	1.5650	177,086,465.42
4KX	Korado Bulgaria AD-Strazhitsa	1.00	13,168,614	7.0500	92,838,728.70
5F4	CB First Investment Bank AD-Sofia	1.00	110,000,000	3.5000	385,000,000.00
5MB	Monbat AD-Sofia	1.00	39,000,000	7.0500	274,950,000.00
6C4	Chimimport AD-Sofia	1.00	239,646,267	2.0100	481,688,996.67
SKK	Sirma Group Holding JSC-Sofia	1.00	59,360,518	0.8560	50,812,603.41

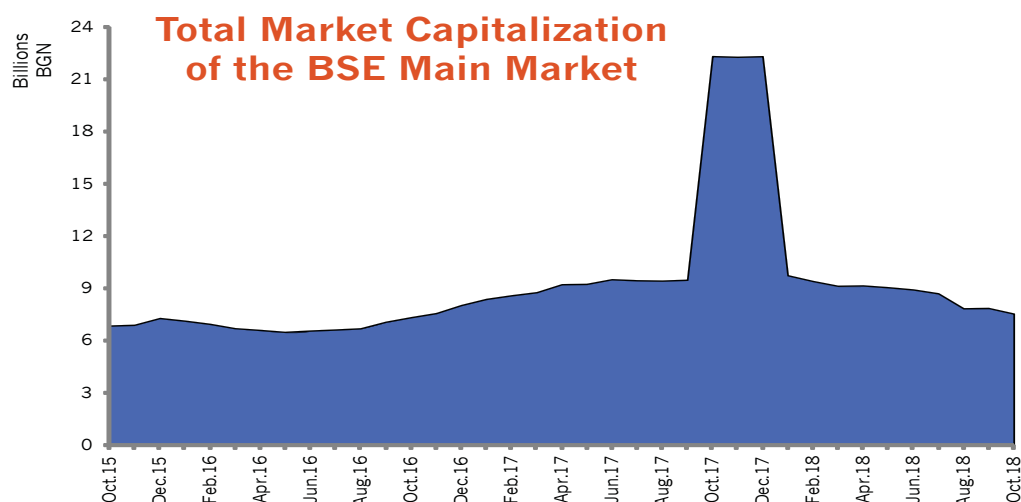
### Standard Equities Segment

Issue	Issuer	Nominal (BGN)	Amount (Shares)	Closing price (BGN)	Capitalisation (BGN)
94G	235 Holdings AD-Sofia	1.00	5,109,000	12.5000	63,862,500.00
A72	Agria Group Holding AD-Varna	1.00	6,800,000	9.6500	65,620,000.00
6AB	Albena AD-Albena	1.00	4,273,126	47.2000	201,691,547.20
6AM	Alcomet AD-Shumen	1.00	17,952,959	12.2000	219,026,099.80
A4L	Allterco AD-Sofia	1.00	15,000,000	1.9600	29,400,000.00
A00	BG Agro AD-Varna	1.00	40,357,440	2.2600	91,207,814.40
5BP	Billboard AD-Sofia	1.00	15,000,000	0.3340	5,010,000.00
5BR	Bulgarian River Shipping AD-Ruse	1.00	35,708,674	0.7000	24,996,071.80
BSO	Bulgarian Stock Exchange-Sofia	1.00	6,582,860	5.8000	38,180,588.00
5BN	CB Bulgarian American Credit Bank AD-Sofia	1.00	24,691,313	5.5000	135,802,221.50
5CP	CB Texim Bank AD-Sofia	1.00	27,995,036	2.8000	78,386,100.80
3CZ	CEZ Distribution Bulgaria AD-Sofia	1.00	1,928,000	224.0000	431,872,000.00
1CZ	CEZ Electro Bulgaria AD-Sofia	10.00	5,000	20,600.0000	103,000,000.00
5DOV	Doverie United Holding PLC-Sofia	1.00	18,736,099	1.6000	29,977,758.40
0EA	Elana Agrocredit AD-Sofia	1.00	36,629,925	1.1600	42,490,713.00
52E	Elhim Iskra AD-Pazardzhik	1.00	25,108,410	1.1100	27,870,335.10
57E	EMKA AD-Sevlievo	1.00	21,699,726	2.7000	58,589,260.20
5EO	Etropal AD-Etropole	1.00	5,000,000	5.4500	27,250,000.00
4EH	Eurohold Bulgaria AD-Sofia	1.00	197,525,600	1.6150	319,003,844.00
4F6	Fazerles AD-Silistra	1.00	515,000	25.4000	13,081,000.00
4F8	Formoplast AD-Kardzhali	1.00	3,798,905	5.5000	20,893,977.50
GR6	Gradus AD-Stara Zagora	1.00	243,608,710	1.6800	409,262,632.80
5V2	Holding Varna AD-Varna	1.00	5,235,900	37.6000	196,869,840.00
4HE	Hydraulic Elements and Systems AD-Yambol	1.00	18,193,752	4.9200	89,513,259.84
4HI	Hydroizomat AD-Sofia	1.00	2,989,440	1.3600	4,065,638.40
4I8	Industrial Capital Holding AD-Sofia	1.00	15,707,470	2.5800	40,525,272.60
4ID	Industrial Holding Bulgaria PLC-Sofia	1.00	107,400,643	0.9750	104,715,626.93
4L4	Lavena AD-Shumen	1.00	8,319,506	3.7000	30,782,172.20
5MH	M+S Hydraulic AD-Kazanlak	1.00	39,445,200	7.9000	311,617,080.00
3NB	Neochim AD-Dimitrovgrad	1.00	2,654,358	38.6000	102,458,218.80
5ODE	Odessos Shiprepair Yard AD-Varna	1.00	586,642	85.0000	49,864,570.00
4O1	Oil and Gas Exploration and Production AD-Sofia	1.00	12,228,062	6.8000	83,150,821.60
5PET	Petrol AD-Sofia	4.00	27,312,403	1.0000	27,312,403.00
6S4	Severcoop Gamza Holding AD-Sofia	2.00	5,347,798	3.9600	21,177,280.08
6SOP	Sofia Commerce-Pawn Brokerage AD-Sofia	1.00	201,154	4.6000	925,308.40
6SOA	Sofia Commerce-Pawn Brokerage AD-Sofia	1.00	2,400,000	3.4000	8,160,000.00
S05	Sopharma Trading AD-Sofia	1.00	32,905,009	6.8000	223,754,061.20
OSP	Speedy AD-Sofia	1.00	5,377,619	43.2000	232,313,140.80
3NJ	SS Konstantine And Elena Holding AD-Varna	1.00	2,309,561	20.0000	46,191,220.00
5SR	Stara Planina Hold AD-Sofia	1.00	21,000,000	6.5500	137,550,000.00
3MZ	Svilosa AD-Svishtov	1.00	31,754,944	4.8600	154,329,027.84

Issue	Issuer	Nominal (BGN)	Amount (Shares)	Closing price (BGN)	Capitalisation (BGN)
6S7	Synergon Holding AD-Sofia	1.00	18,358,849	1.0400	19,093,202.96
EHN	Synthetica AD-Sofia	1.00	3,000,000	42.0000	126,000,000.00
7TH	Tchaikapharma High Quality Medicines AD-Sofia	1.00	72,200,000	8.2000	592,040,000.00
3TV	Toplivo AD-Sofia	1.00	5,416,829	3.5000	18,958,901.50
T57	Trace Group Hold AD-Sofia	1.00	24,200,000	3.2400	78,408,000.00
4PX	Yuri Gagarin PLC-Plovdiv	1.00	1,003,904	20.8000	20,881,203.20
T43	Zarneni Hrani Bulgaria AD-Sofia	1.00	195,660,287	0.2500	48,915,071.75
3ZL	Zlatni Pyasatsi AD-Varna	1.00	6,493,577	2.0200	13,117,025.54

## Special Purpose Vehicles Segment

Issue	Issuer	Nominal (BGN)	Amount (Shares)	Closing price (BGN)	Capitalisation (BGN)
5AX	Aktiv Properties REIT-Plovdiv	9.00	2,192,011	4.8000	10,521,652.80
5BD	Bulland Investments REIT-Sofia	1.00	15,008,125	1.0700	16,058,693.75
5BU	Bulgarian Real Estate Fund REIT-Sofia	1.00	20,150,000	1.9200	38,688,000.00
6A6	Advance Terrafund REIT-Sofia	1.00	85,110,091	1.9400	165,113,576.54
6F3	FairPlay Properties REIT-Sofia	1.00	33,145,400	0.4960	16,440,118.40
6S6	Sopharma Properties REIT-Sofia	1.00	20,953,944	6.5000	136,200,636.00
BPY	Bravo Property Fund REIT-Sofia	1.00	650,000	1.0300	669,500.00
E7P	Expat Beta REIT-Sofia	1.00	5,143,190	0.9000	4,628,871.00



# Trade by Issues

October  
2018

## Premium Equities Segment

Issue	Issuer	Trades	Volume (lots)	Turnover (BGN)	Trading currency	Weighted & Corrected Values			Closing price	As from
						Average price	Min. price	Max. price		
3JR	Sopharma AD-Sofia	630	257,699	1,001,989.24	BGN	3.8880	3.7601	4.0700	3.7700	31.10.2018
4CF	CB Central Cooperative Bank AD-Sofia	392	597,367	979,990.17	BGN	1.6410	1.5428	1.7418	1.5650	31.10.2018
4KX	Korado Bulgaria AD-Strazhitsa	74	10,443	73,148.30	BGN	7.0050	6.7670	7.2500	7.0500	31.10.2018
5F4	CB First Investment Bank AD-Sofia	112	56,260	202,666.15	BGN	3.6020	3.4736	3.8579	3.5000	31.10.2018
5MB	Monbat AD-Sofia	98	13,283	96,538.25	BGN	7.2680	7.0500	7.8706	7.0500	31.10.2018
6C4	Chimimport AD-Sofia	552	1,248,127	2,523,447.50	BGN	2.0220	1.9796	2.1276	2.0100	31.10.2018
SKK	Sirma Group Holding JSC-Sofia	159	391,556	330,544.35	BGN	0.8440	0.8346	0.8780	0.8560	31.10.2018

## Standard Equities Segment

Issue	Issuer	Trades	Volume (lots)	Turnover (BGN)	Trading currency	Weighted & Corrected Values			Closing price	As from
						Average price	Min. price	Max. price		
0EA	Elana Agrocredit AD-Sofia	106	344,653	399,665.11	BGN	1.1600	1.1496	1.1800	1.1600	31.10.2018
0SP	Speedy AD-Sofia	22	902	38,916.80	BGN	43.1450	42.1075	44.4035	43.2000	31.10.2018
1CZ	CEZ Electro Bulgaria AD-Sofia	1	1	20,600.00	BGN	20,600.0000	20,600.0000	20,600.0000	20,600.0000	08.10.2018
3CZ	CEZ Distribution Bulgaria AD-Sofia	55	1,100	248,176.00	BGN	225.6150	219.4545	240.0000	224.0000	31.10.2018
3MZ	Svilosa AD-Svishtov	60	10,566	50,094.92	BGN	4.7410	4.6057	4.9000	4.8600	31.10.2018
3NB	Neochim AD-Dimitrovgrad	22	883	33,830.20	BGN	38.3130	37.2642	39.8000	38.6000	30.10.2018
3NJ	SS Konstantine And Elena Holding AD-Varna	34	2,076	41,881.80	BGN	20.1740	19.3211	24.4000	20.0000	22.10.2018
3TV	Toplivo AD-Sofia	3	823	2,952.50	BGN	3.5870	3.5000	3.6000	3.5000	23.10.2018
3ZL	Zlatni Pyasatsi AD-Varna	3	350	709.00	BGN	2.0260	2.0257	2.0257	2.0200	26.10.2018
4EH	Eurohold Bulgaria AD-Sofia	87	181,695	293,688.22	BGN	1.6160	1.5929	1.6396	1.6150	31.10.2018
4F6	Fazerles AD-Silistra	39	24,770	520,636.00	BGN	21.0190	19.9116	26.2785	25.4000	30.10.2018
4F8	Formoplast AD-Kardzhali	2	120	660.00	BGN	5.5000	5.5000	5.5000	5.5000	31.10.2018
4HE	Hydraulic Elements and Systems AD-Yambol	53	44,407	212,687.28	BGN	4.7900	4.7400	5.0694	4.9200	29.10.2018
4HI	Hydroizomat AD-Sofia	1	20	27.20	BGN	1.3600	1.3600	1.3600	1.3600	05.10.2018
4I8	Industrial Capital Holding AD-Sofia	18	6,362	16,770.80	BGN	2.6360	2.5800	2.7000	2.5800	30.10.2018
4ID	Industrial Holding Bulgaria PLC-Sofia	143	230,554	225,464.31	BGN	0.9780	0.9514	0.9892	0.9750	31.10.2018
4L4	Lavena AD-Shumen	11	1,420	5,607.00	BGN	3.9490	3.7000	4.0120	3.7000	25.10.2018
4O1	Oil and Gas Exploration and Production AD-Sofia	12	22,182	156,963.55	BGN	7.0760	6.8000	7.1500	6.8000	31.10.2018
4PX	Yuri Gagarin PLC-Plovdiv	6	137	2,942.00	BGN	21.4740	20.8000	22.2000	20.8000	31.10.2018
52E	Elhim Iskra AD-Pazardzhik	17	392,329	462,237.70	BGN	1.1780	1.0884	1.1799	1.1100	30.10.2018
57E	EMKA AD-Sevlievo	20	7,259	19,277.20	BGN	2.6560	2.5917	2.7800	2.7000	31.10.2018
5BN	CB Bulgarian American Credit Bank AD-Sofia	1	50	275.00	BGN	5.5000	5.5000	5.5000	5.5000	15.10.2018
5BP	Billboard AD-Sofia	7	2,570	850.98	BGN	0.3310	0.3282	0.3404	0.3340	30.10.2018
5BR	Bulgarian River Shipping AD-Ruse	16	31,837	21,961.97	BGN	0.6900	0.6350	0.7500	0.7000	25.10.2018
5CP	CB Texim Bank AD-Sofia	3	300	834.00	BGN	2.7800	2.7700	2.8000	2.8000	30.10.2018
5DOV	Doverie United Holding PLC-Sofia	86	56,463	91,542.37	BGN	1.6210	1.5700	1.6780	1.6000	31.10.2018
5EO	Etropal AD-Etropole	11	552	1,759.99	BGN	3.1880	3.1060	5.1125	5.4500	31.10.2018
5MH	M+S Hydraulic AD-Kazanlak	57	29,148	227,357.90	BGN	7.8000	7.7394	8.0000	7.9000	31.10.2018
5ODE	Odessos Shiprepair Yard AD-Varna	11	117	9,739.50	BGN	83.2440	80.5375	87.0000	85.0000	30.10.2018
5PET	Petrol AD-Sofia	6	1,001	933.55	BGN	0.9330	0.8300	1.0000	1.0000	29.10.2018
5SR	Stara Planina Hold AD-Sofia	54	10,148	67,241.55	BGN	6.6260	6.3000	6.8688	6.5500	31.10.2018
5V2	Holding Varna AD-Varna	38	1,471	55,026.80	BGN	37.1010	36.4190	37.4900	37.6000	31.10.2018
6AB	Albena AD-Albena	59	591	28,607.50	BGN	48.4050	47.0381	51.1364	47.2000	31.10.2018
6AM	Alcomet AD-Shumen	23	3,817	48,776.50	BGN	12.7790	12.2000	13.5000	12.2000	31.10.2018
6S4	Severcoop Gamza Holding AD-Sofia	57	43,002	165,159.34	BGN	3.8410	3.5593	3.8522	3.9600	30.10.2018
6S7	Synergion Holding AD-Sofia	27	15,608	16,507.59	BGN	1.0580	1.0337	1.1200	1.0400	31.10.2018
6SOA	Sofia Commerce-Pawn Brokerage AD-Sofia	14	3,912	13,368.68	BGN	3.4170	3.4000	3.4800	3.4000	30.10.2018
6SOP	Sofia Commerce-Pawn Brokerage AD-Sofia	9	4,160	19,180.40	BGN	4.6110	4.6000	4.6400	4.6000	26.10.2018
7TH	Tchaikapharma High Quality Medicines AD-Sofia	30	4,810	39,353.00	BGN	8.1820	8.1000	8.2500	8.2000	31.10.2018



# Trade by Issues

October  
2018

Issue	Issuer	Trades	Volume (lots)	Turnover (BGN)	Trading currency	Weighted & Corrected Values			Closing price	As from
						Average price	Min. price	Max. price		
94G	235 Holdings AD-Sofia	3	238,470	2,980,875.00	BGN	12.5000	12.5000	12.5000	12.5000	12.10.2018
A4L	Allterco AD-Sofia	6	1,440	2,863.50	BGN	1.9890	1.9600	2.0000	1.9600	25.10.2018
A72	Agria Group Holding AD-Varna	35	12,695	135,450.00	BGN	10.6700	9.6500	10.9000	9.6500	26.10.2018
BSO	Bulgarian Stock Exchange-Sofia	68	29,564	173,079.85	BGN	5.8540	5.6758	6.0000	5.8000	31.10.2018
EHN	Synthetica AD-Sofia	7	7,069	295,507.20	BGN	41.8030	41.8003	42.0000	42.0000	31.10.2018
GR6	Gradus AD-Stara Zagora	185	91,627	155,615.21	BGN	1.6980	1.6438	1.7687	1.6800	31.10.2018
S05	Sopharma Trading AD-Sofia	106	28,126	193,650.65	BGN	6.8850	6.7000	7.1000	6.8000	31.10.2018
T43	Zarneni Hrani Bulgaria AD-Sofia	66	199,411	54,705.44	BGN	0.2740	0.2517	0.3020	0.2500	30.10.2018
T57	Trace Group Hold AD-Sofia	67	17,124	55,862.22	BGN	3.2620	3.1615	3.5200	3.2400	31.10.2018

## Special Purpose Vehicles Segment

Issue	Issuer	Trades	Volume (lots)	Turnover (BGN)	Trading currency	Weighted & Corrected Values			Closing price	As from
						Average price	Min. price	Max. price		
5AX	Aktiv Properties REIT-Plovdiv	28	137,187	588,920.26	BGN	4.2930	4.2400	4.5222	4.4200	28.09.2018
5BD	Bulland Investments REIT-Sofia	5	21,462	23,143.95	BGN	1.0780	1.0500	1.0800	1.0700	28.09.2018
5BU	Bulgarian Real Estate Fund REIT-Sofia	37	25,238	48,888.01	BGN	1.9370	1.9184	1.9600	1.9200	28.09.2018
6A6	Advance Terrafund REIT-Sofia	139	88,062	179,705.03	BGN	2.0410	2.0200	2.0600	2.0400	28.09.2018
6F3	FairPlay Properties REIT-Sofia	17	307,287	173,500.81	BGN	0.5650	0.5202	0.5700	0.5700	27.09.2018
6S6	Sopharma Properties REIT-Sofia	33	15,834	103,181.30	BGN	6.5160	6.4500	6.5500	6.5500	28.09.2018
E7P	Expat Beta REIT-Sofia	1	10	9.00	BGN	0.9000	0.9000	0.9000	0.9000	14.09.2018

## Bonds Segment

Issue	Issuer	Trades	Volume (lots)	Turnover (BGN)	Trading currency	Clean Prices (% of nominal)			Closing price	As from
						Average price	Min. price	Max. price		
5AX	Aktiv Properties REIT-Plovdiv	34	212,247	1,007,653.30	BGN	4.7480	4.4610	4.9800	4.8000	31.10.2018
5BD	Bulland Investments REIT-Sofia	8	357,688	379,123.68	BGN	1.0600	1.0000	1.0644	1.0700	31.10.2018
5BU	Bulgarian Real Estate Fund REIT-Sofia	91	478,303	920,228.30	BGN	1.9240	1.8900	1.9500	1.9200	31.10.2018
6A6	Advance Terrafund REIT-Sofia	306	613,342	1,219,031.00	BGN	1.9880	1.9483	2.0500	1.9400	31.10.2018
6F3	FairPlay Properties REIT-Sofia	8	5,418	2,651.28	BGN	0.4890	0.4821	0.5500	0.4960	30.10.2018
6S6	Sopharma Properties REIT-Sofia	54	16,496	107,176.40	BGN	6.4970	6.4500	6.6000	6.5000	31.10.2018
E7P	Expat Beta REIT-Sofia	33	37,778	24,918.66	BGN	0.6600	0.6285	0.8950	0.9000	23.10.2018



# Trade by Issues

October  
2018

## Compensatory Instruments Segment

Issue	Issuer	Trades	Volume (lots)	Turnover (BGN)	Trading currency	Weighted Values			Closing price	As from
						Average price	Min. price	Max. price		
BLKB	Housing compensation notes under the CONP Act	6	74,071	22,255.30	BGN	0.3000	0.3000	0.3200	0.3200	29.10.2018
BLKC	Registered compensation vouchers under the OUFL Act and RLFLFF Act	114	210,462	172,254.79	BGN	0.8180	0.7925	0.8433	0.8200	31.10.2018
BLKD	Compensation notes under the CONP Act	41	678,797	211,715.11	BGN	0.3120	0.2967	0.3230	0.3000	30.10.2018

## Exchange Traded Products Segment

Issue	Issuer	Trades	Volume (lots)	Turnover (BGN)	Trading currency	Weighted Values			Closing price	As from
						Average price	Min. price	Max. price		
6F3N	FairPlay Properties REIT-Sofia	1	1,660	1.66	BGN	0.0010	0.0010	0.0010	0.0010	02.10.2018
BGX	Expat Bulgaria SOFIX UCITS ETF	32	76,569	81,572.37	BGN	1.0650	1.0552	1.1400	1.0650	31.10.2018
CZX	Expat Czech PX UCITS ETF	3	4,100	7,443.50	EUR	0.9280	0.9270	0.9960	0.9600	31.10.2018
ECDC	Expat Croatia CROBEX UCITS ETF	5	2,652	4,485.19	EUR	0.8650	0.8610	0.8970	0.8930	31.10.2018
ESNB	Expat Serbia BELEX15 UCITS ETF	2	125	223.55	EUR	0.9140	0.8920	0.9200	0.9200	31.10.2018
GRX	Expat Greece ASE UCITS ETF	4	484	711.99	EUR	0.7520	0.7400	0.8240	0.7700	31.10.2018
HUBE	Expat Hungary BUX UCITS ETF	2	120	195.78	EUR	0.8340	0.8310	0.8500	0.8500	31.10.2018
MKK1	Expat Macedonia MBI10 UCITS ETF	3	300	642.31	EUR	1.0950	1.0850	1.1630	1.1630	31.10.2018
PLX	Expat Poland WIG20 UCITS ETF	1	18	31.23	EUR	0.8870	0.8870	0.8870	0.8870	02.10.2018
ROX	Expat Romania BET UCITS ETF	13	27,061	52,352.31	EUR	0.9890	0.9450	1.0050	0.9980	31.10.2018
SK9A	Expat Slovakia SAX UCITS ETF	3	4,060	7,038.25	EUR	0.8860	0.8860	0.9200	0.9200	31.10.2018
SLQX	Expat Slovenia SBI TOP UCITS ETF	2	2,020	3,515.64	EUR	0.8900	0.8890	0.9760	0.8890	24.10.2018

## Government Securities Segment

Issue	Issuer	Trades	Volume (lots)	Turnover (BGN)	Trading currency	Clean Prices (% of nominal)			Closing price	As from
						Average price	Min. price	Max. price		
BLKL	Ministry of Finance	1	3,000	3,094,635.00	BGN	102.8200	102.8200	102.8200	102.8200	05.10.2018
BLKM	Ministry of Finance	1	3,000	3,315,765.00	BGN	109.3200	109.3200	109.3200	109.3200	05.10.2018
BLKW	Ministry of Finance	1	378	1,003,649.69	EUR	135.5000	135.5040	135.5040	135.5040	11.10.2018

**Subscription Rights Segment (No trades in the reported period)**

**IPO Segment (No trades in the reported period)**

**Privatisation Segment (No trades in the reported period)**

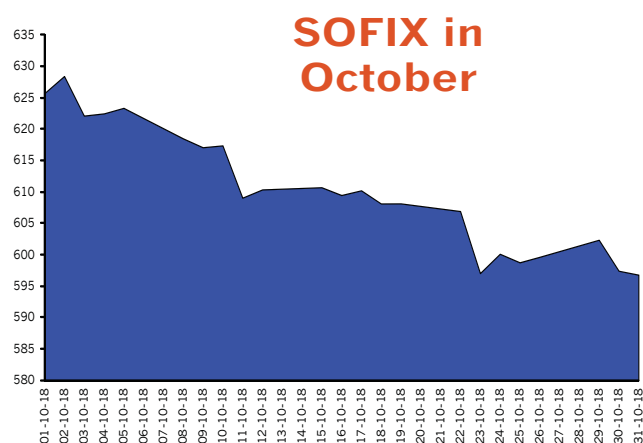
## Total trading statistics on a regulated market with indices components

Index	Volume Traded		Value Traded		Trades	
	Total volume (lots)	% of total volume	Total turnover (BGN)	% of total turnover	All trades #	% of all trades
SOFIX	4,240,767	66.22%	8,401,884.25	50.99%	2,808	65.03%
BGBX 40	5,359,159	83.69%	10,690,032.95	64.87%	3,849	89.14%
BG REIT	1,462,438	22.84%	2,720,399.98	16.51%	411	9.52%
BG TR30	4,702,913	73.44%	10,267,590.99	62.31%	3,593	83.21%
CGIX *	1,530,171	23.90%	2,874,847.71	17.45%	1,544	35.76%

## Market capitalisation of indices components

Index	Total (BGN)	% of total capitalization
SOFIX	3,369,158,745.47	44.46%
BGBX 40	6,191,779,396.79	81.71%
BG REIT	438,040,204.37	5.78%
BG TR30	4,994,485,419.70	65.91%
CGIX *	1,291,483,362.99	17.04%

\* CGIX is an index of the National Corporate Governance Commission, which is just computed and promoted by BSE as from September 19, 2011.

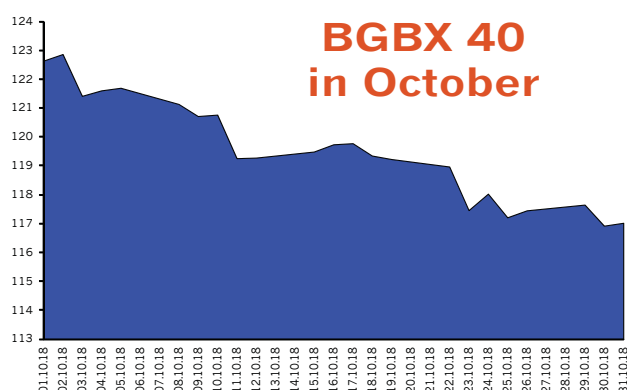


## SOFIX Components

Issuer	Min. price	Max. price	Volume (lots)	Trades	Turnover (BGN)
Advance Terrafund REIT-Sofia	1.9400	2.0500	613,342	306	1,219,031.00
Albena AD-Albena	47.0000	53.0000	591	59	28,607.50
Eurohold Bulgaria AD-Sofia	1.5500	1.6400	181,695	87	293,688.22
Elana Agrocredit AD-Sofia	1.1400	1.1800	344,653	106	399,665.11
Monbat AD-Sofia	7.0000	7.9000	13,283	98	96,538.25
M+S Hydraulic AD-Kazanlak	7.7000	8.0000	29,148	57	227,357.90
Sirma Group Holding JSC-Sofia	0.8300	0.8780	391,556	159	330,544.35
Sopharma AD-Sofia	3.7100	4.0800	257,699	630	1,001,989.24
Stara Planina Hold AD-Sofia	6.3000	6.9000	10,148	54	67,241.55
CB First Investment Bank AD-Sofia	3.4500	3.9000	56,260	112	202,666.15
CB Central Cooperative Bank AD-Sofia	1.5150	1.7700	597,367	392	979,990.17
Trace Group Hold AD-Sofia	3.1600	3.5800	17,124	67	55,862.22
Bulgarian Real Estate Fund REIT-Sofia	1.8900	1.9500	478,303	91	920,228.30
Chimimport AD-Sofia	1.9600	2.1400	1,248,127	552	2,523,447.50
Holding Varna AD-Varna	36.6000	37.8000	1,471	38	55,026.80

## BGBX 40 Components

Issuer	Min. price	Max. price	Volume (lots)	Trades	Turnover (BGN)
Agria Group Holding AD-Varna	9.6500	10.9000	12,695	35	135,450.00
Advance Terrafund REIT-Sofia	1.9400	2.0500	613,342	306	1,219,031.00
Albena AD-Albena	47.0000	53.0000	591	59	28,607.50
Alcomet AD-Shumen	12.2000	13.5000	3,817	23	48,776.50
Allterco AD-Sofia	1.9600	2.0000	1,440	6	2,863.50
Billboard AD-Sofia	0.3200	0.3460	2,570	7	850.98
Bulgarian Stock Exchange-Sofia	5.6500	6.0500	29,564	68	173,079.85
Doverie United Holding PLC-Sofia	1.5550	1.6900	56,463	86	91,542.37
Eurohold Bulgaria AD-Sofia	1.5500	1.6400	181,695	87	293,688.22
Elana Agrocredit AD-Sofia	1.1400	1.1800	344,653	106	399,665.11
Elhim Iskra AD-Pazardzhik	1.0800	1.1800	392,329	17	462,237.70
EMKA AD-Sevlievo	2.5800	2.7800	7,259	20	19,277.20
Zarneni Hrani Bulgaria AD-Sofia	0.2500	0.3100	199,411	66	54,705.44
Industrial Capital Holding AD-Sofia	2.5800	2.7000	6,362	18	16,770.80
Industrial Holding Bulgaria PLC-Sofia	0.9400	1.0000	230,554	143	225,464.31
Korado Bulgaria AD-Strazhitsa	6.7000	7.3000	10,443	74	73,148.30
Lavena AD-Shumen	3.7000	4.0600	1,420	11	5,607.00
Monbat AD-Sofia	7.0000	7.9000	13,283	98	96,538.25
M+S Hydraulic AD-Kazanlak	7.7000	8.0000	29,148	57	227,357.90
Neochim AD-Dimitrovgrad	37.0000	39.8000	883	22	33,830.20
Bulgarian River Shipping AD-Ruse	0.6350	0.7500	31,837	16	21,961.97
Svilosa AD-Svishtov	4.6000	4.9400	10,566	60	50,094.92
Synergon Holding AD-Sofia	1.0300	1.1200	15,608	27	16,507.59
Sirma Group Holding JSC-Sofia	0.8300	0.8780	391,556	159	330,544.35
Sopharma AD-Sofia	3.7100	4.0800	257,699	630	1,001,989.24
Sopharma Properties REIT-Sofia	6.4500	6.6000	16,496	54	107,176.40
Sopharma Trading AD-Sofia	6.7000	7.1000	28,126	106	193,650.65
Sofia Commerce-Pawn Brokerage AD-Sofia	3.4000	3.5000	3,912	14	13,368.68
Speedy AD-Sofia	42.0000	44.6000	902	22	38,916.80
Stara Planina Hold AD-Sofia	6.3000	6.9000	10,148	54	67,241.55
CB First Investment Bank AD-Sofia	3.4500	3.9000	56,260	112	202,666.15
CB Central Cooperative Bank AD-Sofia	1.5150	1.7700	597,367	392	979,990.17
Trace Group Hold AD-Sofia	3.1600	3.5800	17,124	67	55,862.22
FairPlay Properties REIT-Sofia	0.4640	0.5500	5,418	8	2,651.28
Bulgarian Real Estate Fund REIT-Sofia	1.8900	1.9500	478,303	91	920,228.30
Hydraulic Elements and Systems AD-Yambol	4.7000	5.1000	44,407	53	212,687.28
Chimimport AD-Sofia	1.9600	2.1400	1,248,127	552	2,523,447.50
Holding Varna AD-Varna	36.6000	37.8000	1,471	38	55,026.80
Tchaikapharma High Quality Medicines AD-Sofia	8.1000	8.2500	4,810	30	39,353.00
CEZ Distribution Bulgaria AD-Sofia	218.0000	248.0000	1,100	55	248,176.00

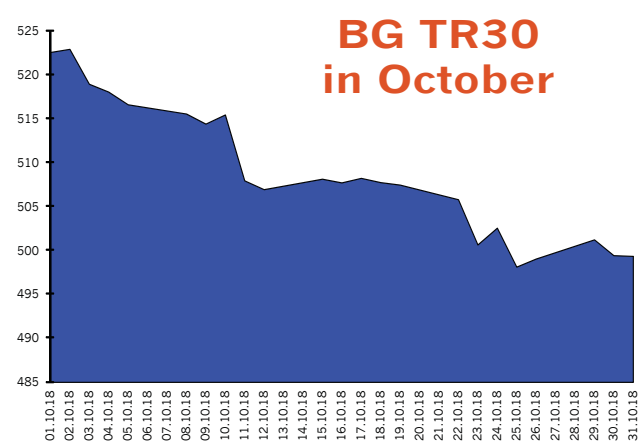
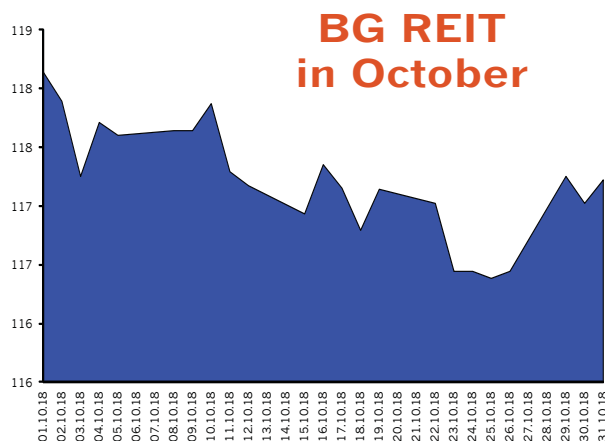


## BG REIT Components

Issuer	Min. price	Max. price	Volume (lots)	Trades	Turnover (BGN)
Advance Terrafund REIT-Sofia	1.9400	2.0500	613,342	306	1,219,031.00
Balkan and Sea Properties REIT-Varna	15.6000	15.7000	12,800	3	200,955.00
Bulland Investments REIT-Sofia	1.0000	1.0700	357,688	8	379,123.68
Roi Property Fund REIT-Sofia	4.4000	4.4000	100	1	440.00
Super Borovets Property Fund REIT-Varna	1.9200	1.9200	200	1	384.00
Bulgarian Real Estate Fund REIT-Sofia	1.8900	1.9500	478,303	91	920,228.30
CCB Real Estate Fund REIT-Sofia	47.6000	47.6000	5	1	238.00

## BG TR30 Components

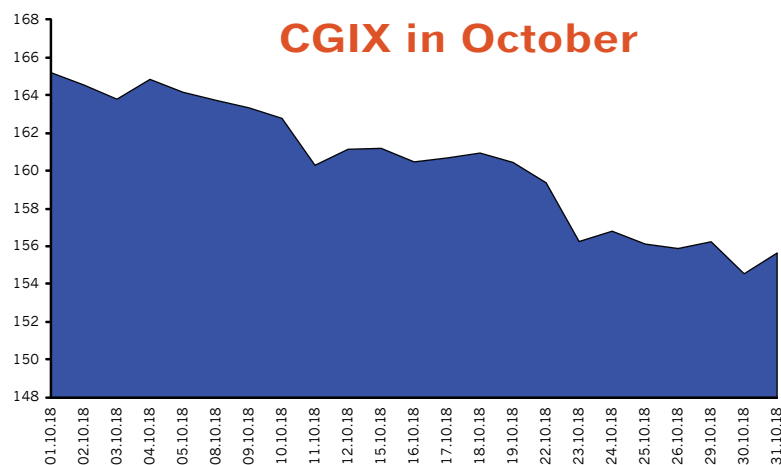
Issuer	Min. price	Max. price	Volume (lots)	Trades	Turnover (BGN)
Agria Group Holding AD-Varna	9.6500	10.9000	12,695	35	135,450.00
Advance Terrafund REIT-Sofia	1.9400	2.0500	613,342	306	1,219,031.00
Albena AD-Albena	47.0000	53.0000	591	59	28,607.50
Bulgarian Stock Exchange-Sofia	5.6500	6.0500	29,564	68	173,079.85
Doverie United Holding PLC-Sofia	1.5550	1.6900	56,463	86	91,542.37
Eurohold Bulgaria AD-Sofia	1.5500	1.6400	181,695	87	293,688.22
Elana Agrocredit AD-Sofia	1.1400	1.1800	344,653	106	399,665.11
Industrial Capital Holding AD-Sofia	2.5800	2.7000	6,362	18	16,770.80
Industrial Holding Bulgaria PLC-Sofia	0.9400	1.0000	230,554	143	225,464.31
Korado Bulgaria AD-Strazhitsa	6.7000	7.3000	10,443	74	73,148.30
M+S Hydraulic AD-Kazanlak	7.7000	8.0000	29,148	57	227,357.90
Monbat AD-Sofia	7.0000	7.9000	13,283	98	96,538.25
Neochim AD-Dimitrovgrad	37.0000	39.8000	883	22	33,830.20
SS Konstantine And Elena Holding AD-Varna	18.2000	24.4000	2,076	34	41,881.80
Synergon Holding AD-Sofia	1.0300	1.1200	15,608	27	16,507.59
Synthetica AD-Sofia	41.8000	42.0000	7,069	7	295,507.20
Sirma Group Holding JSC-Sofia	0.8300	0.8780	391,556	159	330,544.35
Sopharma AD-Sofia	3.7100	4.0800	257,699	630	1,001,989.24
Sopharma Properties REIT-Sofia	6.4500	6.6000	16,496	54	107,176.40
Sopharma Trading AD-Sofia	6.7000	7.1000	28,126	106	193,650.65
Stara Planina Hold AD-Sofia	6.3000	6.9000	10,148	54	67,241.55
CB First Investment Bank AD-Sofia	3.4500	3.9000	56,260	112	202,666.15
CB Texim Bank AD-Sofia	2.7400	2.8000	300	3	834.00
CB Central Cooperative Bank AD-Sofia	1.5150	1.7700	597,367	392	979,990.17
Trace Group Hold AD-Sofia	3.1600	3.5800	17,124	67	55,862.22
Bulgarian Real Estate Fund REIT-Sofia	1.8900	1.9500	478,303	91	920,228.30
Hydraulic Elements and Systems AD-Yambol	4.7000	5.1000	44,407	53	212,687.28
Chimimport AD-Sofia	1.9600	2.1400	1,248,127	552	2,523,447.50
Holding Varna AD-Varna	36.6000	37.8000	1,471	38	55,026.80
CEZ Distribution Bulgaria AD-Sofia	218.0000	248.0000	1,100	55	248,176.00



## Corporate Governance Index CGIX

### CGIX Components

Issuer	Min. price	Max. price	Volume (lots)	Trades	Turnover (BGN)
Bulgarian Stock Exchange-Sofia	5.6500	6.0500	29,564	68	173,079.85
Industrial Holding Bulgaria PLC-Sofia	0.9400	1.0000	230,554	143	225,464.31
Monbat AD-Sofia	7.0000	7.9000	13,283	98	96,538.25
Sirma Group Holding JSC-Sofia	0.8300	0.8780	391,556	159	330,544.35
Sopharma AD-Sofia	3.7100	4.0800	257,699	630	1,001,989.24
Stara Planina Hold AD-Sofia	6.3000	6.9000	10,148	54	67,241.55
CB Central Cooperative Bank AD-Sofia	1.5150	1.7700	597,367	392	979,990.17



CGIX is the index of the companies enjoying good corporate governance as selected by the National Corporate Governance Commission.

The starting date of calculation of the CGIX is September 19, 2011.

CGIX is an index of the National Corporate Governance Commission but is currently computed and promoted by BSE.

The Rules on calculating the Corporate Governance Index (CGIX) are available in Bulgarian at [http://download.bse-sofia.bg/others/CGIX\\_Index\\_Rules\\_BG.pdf](http://download.bse-sofia.bg/others/CGIX_Index_Rules_BG.pdf)

### Premium Equities Segment\* (based on non-consolidated reports\*\*)

Issue	Issuer	P / E	P / S	P / B	P / EBIT	ROA	EBIT / Total Asts.	ROE	EBIT / Equity	Current Ratio	Debt / Equity	Assets Turnover
4CF	CB Central Cooperative Bank AD-Sofia	5.98	0.97	0.38		0.01		0.06				0.03
5F4	CB First Investment Bank AD-Sofia	4.34	1.01	0.44		0.01		0.10				0.04
6C4	Chimimport AD-Sofia	10.90	199.18	0.38		0.03				4.07	0.11	0.04
4KX	Korado Bulgaria AD-Strazhitsa	13.88	2.08	4.16		0.23	0.28	0.32	0.39	3.54	0.20	1.53
5MB	Monbat AD-Sofia	25.17	0.79	1.74	23.93	0.04	0.04	0.07	0.07	1.85	0.85	1.19
SKK	Sirma Group Holding JSC-Sofia	25.28	7.36	0.72	19.01	0.03	0.03	0.03	0.04	3.00	0.16	0.09
3JR	Sopharma AD-Sofia	13.38	2.20	0.97	10.13	0.06	0.08	0.07	0.10	1.98	0.17	0.36

### Premium Equities Segment\* (based on consolidated reports\*\*)

Issue	Issuer	P / E	P / S	P / B	P / EBIT	ROA	EBIT / Total Asts.	ROE	EBIT / Equity	Current Ratio	Debt / Equity	Assets Turnover
4CF	CB Central Cooperative Bank AD-Sofia	4.69	0.84	0.40		0.01		0.09				0.04
5F4	CB First Investment Bank AD-Sofia	4.18	0.95	0.41		0.01		0.10				0.05
6C4	Chimimport AD-Sofia	6.74	1.12	0.34		0.01				1.23	2.03	1.26
4KX	Korado Bulgaria AD-Strazhitsa											
5MB	Monbat AD-Sofia	15.17	0.92	1.18	7.49	0.05	0.09	0.09	0.17	1.86	0.73	0.75
SKK	Sirma Group Holding JSC-Sofia	9.20	0.86	0.59	3.62	0.04	0.11	0.07	0.17	1.32	0.17	0.45
3JR	Sopharma AD-Sofia	14.70	0.42	1.00	6.05	0.03	0.08	0.07	0.17	1.29	0.58	1.17

### Standard Equities Segment\* (based on non-consolidated reports\*\*)

Issue	Issuer	P / E	P / S	P / B	P / EBIT	ROA	EBIT / Total Asts.	ROE	EBIT / Equity	Current Ratio	Debt / Equity	Assets Turnover
94G	235 Holdings AD-Sofia									13.00		
A72	Agria Group Holding AD-Varna	13.50	100.49	1.34		0.04		0.10		0.75	1.15	0.07
6AB	Albena AD-Albena	43.78	2.13	0.45	9.66	0.01	0.04	0.01	0.05	0.29	0.15	0.16
6AM	Alcomet AD-Shumen	15.73	0.58	1.22	7.38	0.05	0.10	0.08	0.17	1.33	0.77	1.26
A4L	Allterco AD-Sofia	60.62	64.62	1.72		0.02		0.03		0.45	0.22	0.02
A00	BG Agro AD-Varna		230.91	1.73						8.05		0.01
5BP	Billboard AD-Sofia	10.94	0.59	0.23	2.90	0.02	0.06	0.02	0.08	2.81	0.28	0.28
5BR	Bulgarian River Shipping AD-Ruse	20.69	2.15	0.34		0.01		0.02		0.85	0.03	0.13
BSO	Bulgarian Stock Exchange-Sofia	63.88	36.99	3.46	12,797.96	0.05		0.06		4.57	0.01	0.09
5BN	CB Bulgarian American Credit Bank AD-Sofia	13.88	3.37	0.77		0.01		0.06				0.03
5CP	CB Texim Bank AD-Sofia	156.03	5.52	2.16				0.01				0.06
3CZ	CEZ Distribution Bulgaria AD-Sofia	21.99	1.08	0.70	4.65	0.02	0.10			0.97	0.20	0.45
1CZ	CEZ Electro Bulgaria AD-Sofia	17.28	0.12	0.80		0.02	0.02	0.05	0.05	2.19	0.07	2.96
5DOV	Doverie United Holding PLC-Sofia		168.41	0.89						28.62	0.81	0.02
0EA	Elana Agrocredit AD-Sofia	18.01	50.62	1.03		0.03		0.07		8.64	0.67	0.01
52E	Elhim Iskra AD-Pazardzhik	69.68	0.72	0.88		0.01	0.06	0.01	0.07	8.43	0.02	1.11
57E	EMKA AD-Sevlievo	16.75	0.55	1.50	8.50	0.08	0.15	0.09	0.18	6.11	0.02	2.38
5EO	Etropal AD-Etropole	730.36	2.89	4.76	31.37		0.07	0.01	0.15	1.11	0.64	0.72
4EH	Eurohold Bulgaria AD-Sofia		1,110.89	0.97						0.23	0.74	0.01
4F6	Fazerles AD-Silistra		1.04	0.59			0.04		0.04	20.94	0.02	0.53
4F8	Formoplast AD-Kardzhali		13.59	8.32			0.01		0.01	2.02		0.35
GR6	Gradus AD-Stara Zagora											
5V2	Holding Varna AD-Varna			1.25						2.76	0.38	
4HE	Hydraulic Elements and Systems AD-Yambol	20.64	1.56	2.55		0.10	0.19	0.13	0.24	2.44		1.35
4HI	Hydroizomat AD-Sofia	162.63	3.56	0.79	21.86		0.03		0.04	2.41	0.02	0.16
4I8	Industrial Capital Holding AD-Sofia	17.58	8,024.81	1.58		0.09		0.09		6.58		0.13
4ID	Industrial Holding Bulgaria PLC-Sofia	6.92	44,702.69	0.44		0.05		0.06		0.42	0.08	0.06

\* Ratios are calculated on the base of the last weighted-average price as of the end of the month

\*\* Financial reports data (ttm)

Methodology for Calculation of Financial Ratios is available at [http://download.bse-sofia.bg/pdf/methodology\\_en.pdf](http://download.bse-sofia.bg/pdf/methodology_en.pdf)

# Financial Ratios

October  
2018

Issue	Issuer	P / E	P / S	P / B	P / EBIT	ROA	EBIT / Total Asts.	ROE	EBIT / Equity	Current Ratio	Debt / Equity	Assets Turnover
4L4	Lavena AD-Shumen	11.71	0.53	2.05	4.05	0.03	0.08	0.05	0.16	5.09	0.46	0.63
5MH	M+S Hydraulic AD-Kazanlak	19.36	2.58	4.08	12.06	0.18	0.29	0.22	0.35	3.28		1.34
3NB	Neochim AD-Dimitrovgrad		0.44	0.89	14.63		0.04		0.06	2.35	0.10	1.50
5ODE	Odessos Shiprepair Yard AD-Varna		1.71	0.78	24.40		0.03		0.03	2.05		0.41
401	Oil and Gas Exploration and Production AD-Sofia	23.90	3.56	0.85	10.87	0.03	0.06	0.04	0.08	2.61	0.04	0.19
5PET	Petrol AD-Sofia	10.66	0.10	1.25	10.11	0.04	0.04	0.21	0.22	1.52	1.82	4.66
6S4	Severcoop Gamza Holding AD-Sofia	16.35	332.27	0.97		0.05		0.06		1.26		0.08
6SOA	Sofia Commerce-Pawn Brokerage AD-Sofia	8.54	1.36	0.74	7.40	0.08	0.09	0.08	0.10	7.75	0.02	0.51
SO5	Sopharma Trading AD-Sofia	16.44	0.32	3.12	11.84	0.04	0.06	0.19	0.26	1.10	2.11	2.10
OSP	Speedy AD-Sofia	21.00	2.03	4.71	11.27	0.13	0.24	0.23	0.42	1.06	0.37	1.32
3NJ	SS Konstantine And Elena Holding AD-Varna	6.10	3.57	0.99	5.46	0.12	0.13	0.18	0.20	0.83	0.04	0.20
5SR	Stara Planina Hold AD-Sofia	23.46	1,617.40	3.48		0.13		0.15		3.04		0.16
3MZ	Svilosa AD-Svishtov		87.09	3.21						4.47		0.04
6S7	Synergion Holding AD-Sofia		41.69	0.14						34.26	0.16	0.01
EHN	Synthetica AD-Sofia	50.98	3,918.78	7.50		0.11		0.16		3.81	0.42	
7TH	Tchaikapharma High Quality Medicines AD-Sofia	53.51	16.14	6.61		0.10	0.15	0.12	0.18	4.89	0.12	0.35
3TV	Toplivo AD-Sofia		0.11	0.17						1.86	0.45	0.95
T57	Trace Group Hold AD-Sofia	6.74	0.40	0.73	9.71	0.06	0.04	0.12	0.08	1.60	0.20	1.09
4PX	Yuri Gagarin PLC-Plovdiv	4.13	0.18	0.25	1.59	0.04	0.11	0.06	0.16	2.15	0.17	1.02
T43	Zarneni Hrani Bulgaria AD-Sofia	11.27	41.45	0.18		0.01		0.02		1.88	0.02	
3ZL	Zlatni Pyasatsi AD-Varna		1.13	0.12						4.60	0.03	0.11

## Standard Equities Segment\* (based on consolidated reports\*\*)

Issue	Issuer	P / E	P / S	P / B	P / EBIT	ROA	EBIT / Total Asts.	ROE	EBIT / Equity	Current Ratio	Debt / Equity	Assets Turnover
A72	Agria Group Holding AD-Varna	4.75	0.31	0.61	2.57	0.05	0.09	0.13	0.25	1.15	1.54	0.76
6AB	Albena AD-Albena	131.61	1.61	0.45	7.49		0.04		0.06	0.39	0.22	0.20
6AM	Alcomet AD-Shumen	15.21	0.58	1.26	7.07	0.05	0.11	0.08	0.18	1.48	0.60	1.33
A4L	Allterco AD-Sofia	12.84	0.73	1.14	8.63	0.06	0.09	0.09	0.14	1.46	0.23	1.07
A00	BG Agro AD-Varna	19.92	0.97	1.32	11.69	0.04	0.07	0.07	0.12	1.31	0.44	0.89
5BP	Billboard AD-Sofia	13.99	0.14	0.23	1.16	0.01	0.08	0.02	0.20	0.91	0.83	0.70
5BR	Bulgarian River Shipping AD-Ruse		1.37	0.31						1.24	0.02	0.19
BSO	Bulgarian Stock Exchange-Sofia	17.61	7.92	3.19	21.74	0.05	0.04	0.20	0.16	1.09	0.01	0.11
5BN	CB Bulgarian American Credit Bank AD-Sofia	13.52	3.33	0.95		0.01		0.06				0.03
5CP	CB Texim Bank AD-Sofia	78.57	6.33	2.14				0.03				0.06
3CZ	CEZ Distribution Bulgaria AD-Sofia	20.37	1.06	0.69	4.36	0.02	0.11	0.03	0.16	0.99	0.21	0.45
5DOV	Doverie United Holding PLC-Sofia		0.22	0.47	10.68		0.01		0.04	1.44	0.93	0.68
57E	EMKA AD-Sevlievo	3.97	0.19	0.81	3.06					4.34	0.53	
5EO	Etropal AD-Etropole	387.31	3.10	4.65	28.59	0.01	0.07	0.01	0.16	1.15	0.65	0.67
4EH	Eurohold Bulgaria AD-Sofia	15.96	0.25	1.82	7.76	0.01	0.03	0.12	0.25	1.15	2.11	0.91
5V2	Holding Varna AD-Varna	69.30	2.76	1.18	15.42	0.01	0.03	0.02	0.08	1.94	1.22	0.17
4HI	Hydroizomat AD-Sofia		3.85	0.85						2.79	0.02	0.16
4I8	Industrial Capital Holding AD-Sofia	9.72	0.17	0.85	1.20	0.03	0.21	0.09	0.73	3.67	0.05	1.50
4ID	Industrial Holding Bulgaria PLC-Sofia	8.86	0.80	0.33	2.70	0.02	0.07	0.03	0.11	1.17	0.22	0.25
4L4	Lavena AD-Shumen	0.87	0.07	0.08	0.39	0.05	0.11	0.10	0.23	3.94	0.48	0.67
5MH	M+S Hydraulic AD-Kazanlak	19.65	2.56	4.08	12.03	0.18	0.29	0.23	0.37	3.28		1.38
3NB	Neochim AD-Dimitrovgrad		0.43	0.89	13.34		0.05		0.07	2.36	0.10	1.51

\* Ratios are calculated on the base of the last weighted-average price as of the end of the month

\*\* Financial reports data (ttm)

Methodology for Calculation of Financial Ratios is available at [http://download.bse-sofia.bg/pdf/methodology\\_en.pdf](http://download.bse-sofia.bg/pdf/methodology_en.pdf)



# Financial Ratios

October  
2018

Issue	Issuer	P / E	P / S	P / B	P / EBIT	ROA	EBIT / Total Asts.	ROE	EBIT / Equity	Current Ratio	Debt / Equity	Assets Turnover
5ODE	Odessos Shiprepair Yard AD-Varna	16.89	1.70	0.79	12.97	0.04	0.05	0.05	0.06	3.53	0.14	0.38
401	Oil and Gas Exploration and Production AD-Sofia	19.62	2.61	0.81	10.60	0.03	0.06	0.04	0.08	3.50	0.03	0.24
5PET	Petrol AD-Sofia	0.74	0.10	1.30	146.68	0.58				1.25	1.93	4.51
6S4	Severcoop Gamza Holding AD-Sofia			1.14						2.18	0.82	0.08
6SOA	Sofia Commerce-Pawn Brokerage AD-Sofia			0.74						8.64	0.02	
SO5	Sopharma Trading AD-Sofia	26.35	0.27	3.78	12.88	0.02	0.05	0.13	0.28	1.09	2.96	2.24
OSP	Speedy AD-Sofia	23.00	1.42	5.14	10.05	0.11	0.25	0.22	0.51	1.10	0.41	1.77
3NJ	SS Konstantine And Elena Holding AD-Varna	10.55	1.80	1.23	5.01	0.04	0.08	0.12	0.26	0.42	1.73	0.22
5SR	Stara Planina Hold AD-Sofia	17.40	0.57	1.46	3.60	0.04	0.18	0.08	0.41	2.99	0.02	1.13
3MZ	Svilosa AD-Svishtov	7.67	1.16	1.18	5.38	0.14	0.19	0.17	0.24	4.67	0.09	0.90
6S7	Synergon Holding AD-Sofia		0.06	0.09	3.11		0.02		0.03	1.20	0.26	0.82
EHN	Synthetica AD-Sofia		2.53	6.67	18.48		0.09		0.35	1.02	2.10	0.67
4PX	Yuri Gagarin PLC-Plovdiv	3.00	0.15	0.25	1.30	0.06	0.13	0.09	0.20	2.16	0.22	1.12
T43	Zarneni Hrani Bulgaria AD-Sofia	62.18	0.50	0.19	3.99		0.02		0.05	1.79	0.22	0.20
3ZL	Zlatni Pyasatsi AD-Varna		0.55	0.14	10.29		0.01		0.01	5.87	0.01	0.23

## SPVs Segment\* (based on non-consolidated reports\*\*)

Issue	Issuer	P / E	P / S	P / B	P / EBIT	ROA	EBIT / Total Asts.	ROE	EBIT / Equity	Current Ratio	Debt / Equity	Assets Turnover
6A6	Advance Terrafund REIT-Sofia	6.28	4.26	0.68		0.11	0.10	0.11	0.11	9.34		0.16
5AX	Aktiv Properties REIT-Plovdiv		26.88	0.48						0.08	0.23	0.01
BPY	Bravo Property Fund REIT-Sofia			1.13						148.75		
5BU	Bulgarian Real Estate Fund REIT-Sofia	6.92	2.51	0.50		0.06	0.07	0.07	0.08	1.87	0.13	0.17
5BD	Bulland Investments REIT-Sofia	20.07		0.90		0.04		0.05		0.12	0.13	
E7P	Expat Beta REIT-Sofia	28.13		0.82	27.96	0.02	0.02	0.03	0.03	0.18	0.14	
6F3	FairPlay Properties REIT-Sofia	37.45	1.06	0.32		0.01	0.04	0.01	0.05	2.43	0.11	0.20
6S6	Sopharma Properties REIT-Sofia	196.64	12.10	2.12		0.01	0.08	0.01	0.12	0.09	0.29	0.13

\* Ratios are calculated on the base of the last weighted-average price as of the end of the month

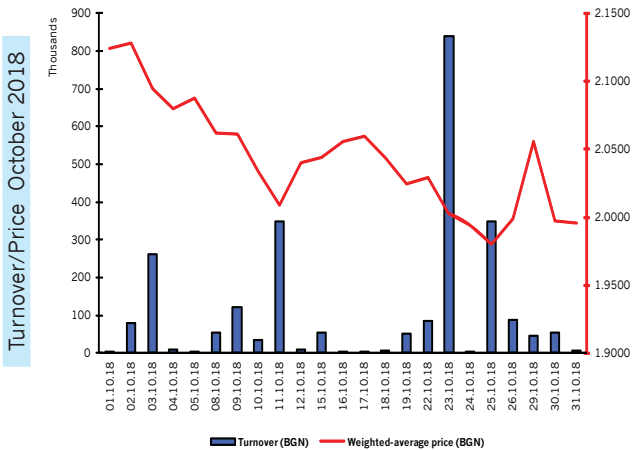
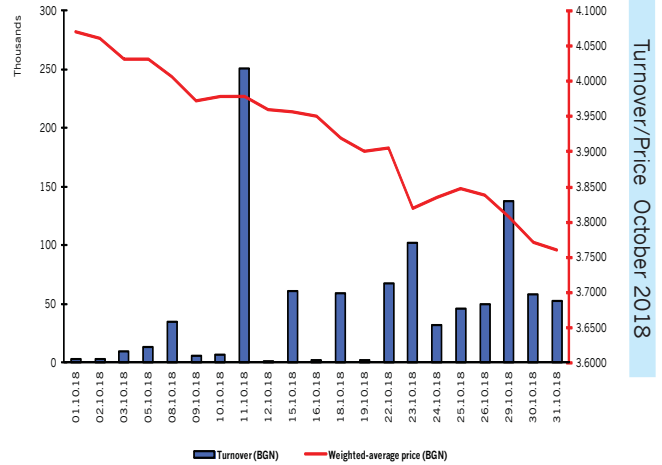
\*\* Financial reports data (ttm)

Methodology for Calculation of Financial Ratios is available at [http://download.bse-sofia.bg/pdf/methodology\\_en.pdf](http://download.bse-sofia.bg/pdf/methodology_en.pdf)

# Top 5 Stocks by Trades October 2018

## Sopharma

BSE code of the issue	3JR
Volume of the issue (common shares)	134,797,899
Nominal value (BGN per share)	1.00
Gross semi-annual dividend 2018 (BGN per share)	0.0500
Trading on regulated market as from the beginning of the year	
Volume in lots	4,573,470
Value in BGN	19,237,204.87
Trades	3,268
OTC trades as from the beginning of the year *	
Value in BGN	45,368.00
Volume in lots	21,200

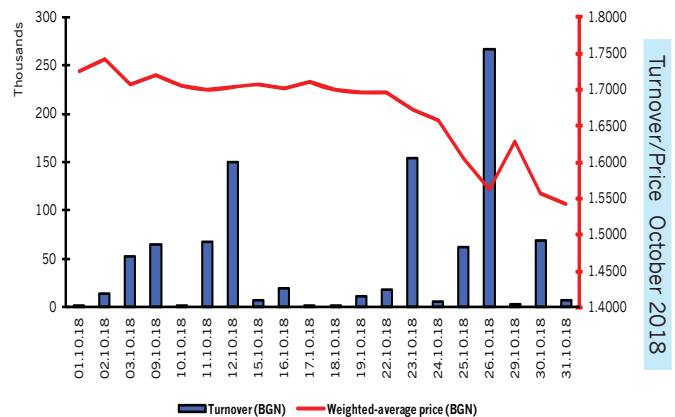


## Chimimport

BSE code of the issue	6C4
Volume of the issue (common shares)	239,646,267
Nominal value (BGN per share)	1.00
Gross dividend 2017 (BGN per share)	0.0630
Trading on regulated market as from the beginning of the year	
Volume in lots	11,866,413
Value in BGN	26,859,083.50
Trades	6,045
OTC trades as from the beginning of the year *	
Value in BGN	0.00
Volume in lots	0

## Central Cooperative Bank

BSE code of the issue	4CF
Volume of the issue (common shares)	113,154,291
Nominal value (BGN per share)	1.00
Gross dividend 2017 (BGN per share)	0.00
Trading on regulated market as from the beginning of the year	
Volume in lots	4,449,675
Value in BGN	7,992,006.88
Trades	2,231
OTC trades as from the beginning of the year *	
Value in BGN	0.00
Volume in lots	0



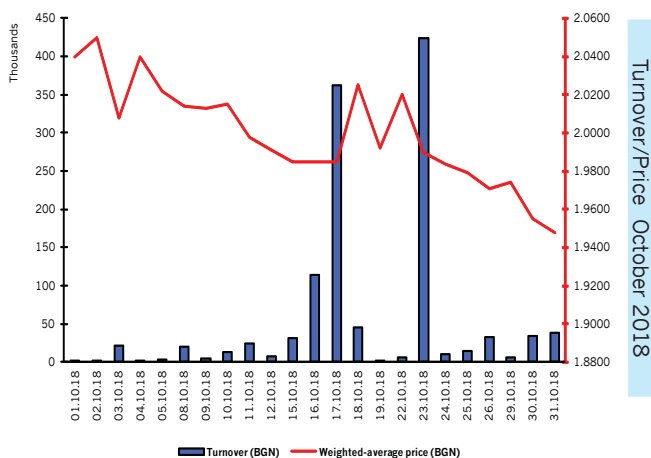
\* Effective as from 03 January 2018, no OTC trades may be announced through the trading system of BSE

# Top 5 Stocks by Trades

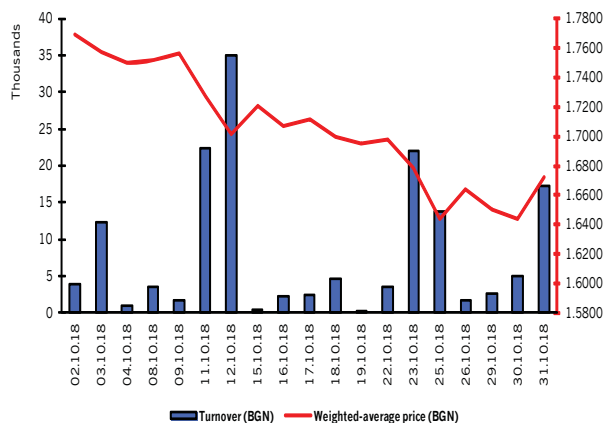
October 2018

## Advance Terrafund REIT

BSE code of the issue	6A6
Volume of the issue (common shares)	85,110,091
Nominal value (BGN per share)	1.00
Gross dividend 2017 (BGN per share)	0.1060
Trading on regulated market as from the beginning of the year	
Volume in lots	3,364,358
Value in BGN	7,160,164.99
Trades	2,561
OTC trades as from the beginning of the year *	
Value in BGN	0.00
Volume in lots	0



Turnover/Price October 2018



## Gradus

BSE code of the issue	GR6
Volume of the issue (common shares)	243,608,710
Nominal value (BGN per share)	1.00
Gross dividend 2017 (BGN per share)	n/a
Trading on regulated market as from the beginning of the year	
Volume in lots	679,297
Value in BGN	1,218,493.64
Trades	599
OTC trades as from the beginning of the year *	
Value in BGN	0.00
Volume in lots	0