

**November
2024**

MONTHLY BULLETIN



БФБ

BULGARIAN STOCK EXCHANGE
1000 Sofia, 6 Tri ushi St.
Tel: (+359 2) 937 09 45; 937 09 34
<http://www.bse-sofia.bg>; e-mail: bse@bse-sofia.bg

General Statistics

November
2024

| Capitalization of BSE Main Market | | Change | |
|---|----------------------|----------------|-----------------|
| As of 30 November 2024 | | | |
| Market Segment | Capitalization (BGN) | October * 2024 | November * 2023 |
| EuroBridge Market Segment | 1 207 528 585.15 | 0.29% | n/a |
| Premium Equities Segment | 2 516 930 827.91 | -1.41% | -20.74% |
| Standard Equities Segment | 8 559 726 607.47 | -1.64% | 7.21% |
| Special Purpose Vehicles Segment | 1 294 081 630.52 | -0.95% | 7.62% |
| Total Capitalization of BSE Main Market | 13 578 267 651.05 | -1.36% | 9.84% |

* as of the end of the period

| Issues admitted to trading on BSE Main Market | | | |
|---|----------------------|---------------------------|--|
| Market Segment | Number of new issues | Number of delisted issues | Number of listed issues as of the end of the month |
| EuroBridge Market Segment | 0 | 0 | 1 |
| Premium Equities Segment | 0 | 0 | 10 |
| Standard Equities Segment | 0 | 0 | 53 |
| Special Purpose Vehicles Segment | 0 | 0 | 17 |
| Bonds Segment | 2 | 3 | 108 |
| Compensatory Instruments Segment | 0 | 0 | 3 |
| Exchange Traded Products Segment | 0 | 1 | 21 |
| Subscription Rights Segment | 1 | 1 | 1 |
| Initial Public Offering Segment | 0 | 0 | 0 |
| Government Securities Segment | 0 | 0 | 16 |
| TOTAL : | 3 | 5 | 229 |

* as of the end of the period

BSE Indices

SOFIX

| | |
|----------------|--------|
| Value * | 846.60 |
| Monthly change | -0.31% |
| Annual change | 13.45% |
| P/E ** | 9.46 |
| P/B ** | 1.59 |

BGBX 40

| | |
|----------------|--------|
| Value * | 166.09 |
| Monthly change | -1.02% |
| Annual change | 5.78% |
| P/E ** | 12.86 |
| P/B ** | 1.99 |

BG TR30

| | |
|----------------|--------|
| Value * | 850.17 |
| Monthly change | -0.48% |
| Annual change | 8.82% |
| P/E ** | 28.35 |
| P/B ** | 2.01 |

BG REIT

| | |
|----------------|--------|
| Value * | 212.33 |
| Monthly change | -0.38% |
| Annual change | 12.17% |
| P/E ** | 22.47 |
| P/B ** | 2.43 |

* Values as of 30 November 2024

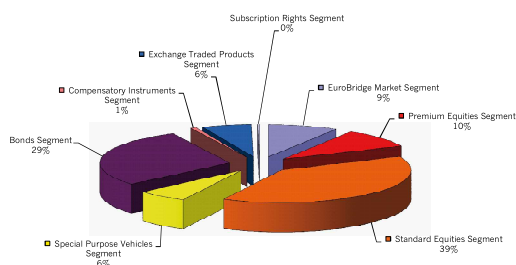
** P (prices) are weighted-average

** Financial reports data (ttm)

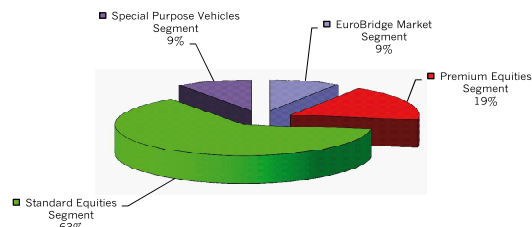
Monthly Trading by BSE Main Market Segments

| Market Segment | November 2024 | | | Change in turnover (%) | |
|----------------------------------|---------------|-------------------|-------------------|------------------------|----------------|
| | Trades | Turnover (BGN) | Volume (lots) | October 2024 | November 2023 |
| EuroBridge Market Segment | 451 | 2 261 884 | 34 098 | 34.21% | n/a |
| Premium Equities Segment | 1 087 | 2 457 942 | 1 226 960 | -17.34% | -54.06% |
| Standard Equities Segment | 1 741 | 10 096 544 | 2 087 486 | -18.70% | -6.89% |
| Special Purpose Vehicles Segment | 438 | 1 623 193 | 362 036 | -9.33% | -20.05% |
| Bonds Segment | 28 | 7 553 207 | 5 179 | 40.40% | -62.38% |
| Compensatory Instruments Segment | 56 | 184 319 | 322 635 | -28.67% | -65.14% |
| Exchange Traded Products Segment | 59 | 1 601 208 | 1 065 836 | -11.63% | 771.49% |
| Subscription Rights Segment | 59 | 66 278 | 66 024 214 | 2978.37% | 12674.60% |
| Initial Public Offering Segment | 0 | 0 | 0 | n/a | n/a |
| Government Securities Segment | 0 | 0 | 0 | n/a | n/a |
| Privatisation Segment | 0 | 0 | 0 | n/a | n/a |
| TOTAL: | 3 919 | 25 844 577 | 71 128 444 | -1.81% | -33.76% |

Turnover by Segments of BSE Main Market



Capitalization by Segments of BSE Main Market



New issues admitted to trading on the BSE Main Market in November

| Issue | Issuer | First Trading Day | Currency | Amount of the issue in the respective currency | Market Segment |
|-------|----------------------------|-------------------|----------|--|----------------|
| GAMB | Severcoop Gamza Holding AD | 05.11.2024 | BGN | 26 000 000 | Bonds Segment |
| SIHB | Sinergy Invest Holding AD | 25.11.2024 | BGN | 26 000 000 | Bonds Segment |

Daily-Average Trading by BSE Main Market Segments

| Market Segment | November 2024 | | | Change in turnover (%) | |
|----------------------------------|---------------|------------------|------------------|------------------------|----------------|
| | Trades | Turnover (BGN) | Volume (lots) | October 2024 | November 2023 |
| EuroBridge Market Segment | 21 | 107 709 | 1 624 | 46.99% | n/a |
| Premium Equities Segment | 52 | 117 045 | 58 427 | -9.47% | -51.87% |
| Standard Equities Segment | 83 | 480 788 | 99 404 | -10.95% | -2.45% |
| Special Purpose Vehicles Segment | 21 | 77 295 | 17 240 | -0.70% | -16.25% |
| Bonds Segment | 1 | 359 677 | 247 | 53.77% | -60.59% |
| Compensatory Instruments Segment | 3 | 8 777 | 15 364 | -21.88% | -63.48% |
| Exchange Traded Products Segment | 3 | 76 248 | 50 754 | -3.21% | 812.99% |
| Subscription Rights Segment | 3 | 3 156 | 3 144 010 | 3271.55% | 13282.92% |
| Initial Public Offering Segment | 0 | 0 | 0 | n/a | n/a |
| Government Securities Segment | 0 | 0 | 0 | n/a | n/a |
| Privatisation Segment | 0 | 0 | 0 | n/a | n/a |
| TOTAL: | 187 | 1 230 694 | 3 387 069 | 7.55% | -30.60% |

Number of trading sessions in November

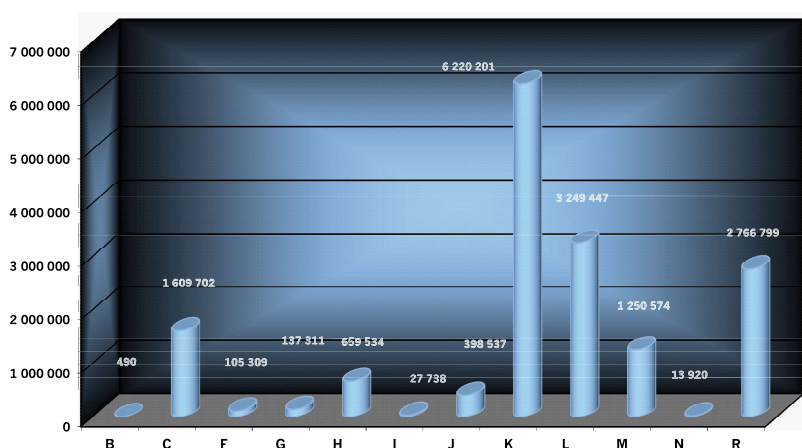
21

Monthly Average USD/BGN Exchange Rate

1.8376

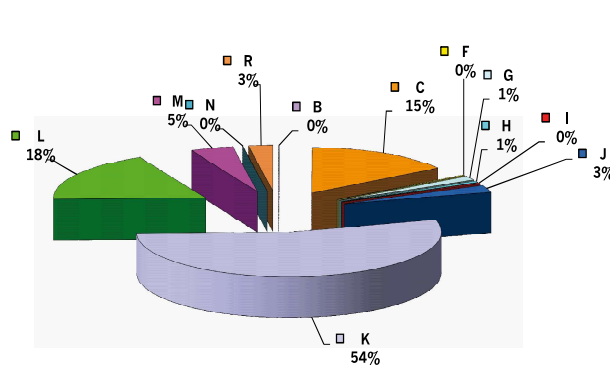
| Trading by sections under NACE, Rev. 2 | | Trades | Volume (lots) | Turnover (BGN) |
|--|--|--------|---------------|----------------|
| B | Mining and quarrying | 1 | 100 | 490.00 |
| C | Manufacturing | 699 | 300 368 | 1 609 702.25 |
| F | Construction | 61 | 18 215 | 105 309.20 |
| G | Wholesale and retail trade; repair of motor vehicles and motorcycles | 165 | 172 553 | 137 311.23 |
| H | Transportation and storage | 61 | 57 815 | 659 533.90 |
| I | Accommodation and food service activities | 16 | 1 101 | 27 738.20 |
| J | Information and communication | 163 | 54 193 | 398 536.85 |
| K | Financial and insurance activities | 1 851 | 1 826 728 | 6 220 201.43 |
| L | Real estate activities | 130 | 730 027 | 3 249 447.33 |
| M | Professional, scientific and technical activities | 400 | 408 802 | 1 250 574.30 |
| N | Administrative and support service activities | 21 | 8 000 | 13 920.00 |
| R | Arts, entertainment and recreation | 149 | 132 678 | 2 766 799.40 |

Share of sections under NACE, Rev. 2 in the total turnover (BGN) on the BSE Main Market in November



- B Mining and quarrying
- C Manufacturing
- F Construction
- G Wholesale and retail trade; repair of motor vehicles and motorcycles
- H Transportation and storage
- I Accommodation and food service activities
- J Information and communication
- K Financial and insurance activities
- L Real estate activities
- M Professional, scientific and technical activities
- N Administrative and support service activities
- R Arts, entertainment and recreation

Share of sections under NACE, Rev. 2 in the total turnover on the BSE Main Market in the last 365 days



- B Mining and quarrying
- C Manufacturing
- F Construction
- G Wholesale and retail trade; repair of motor vehicles and motorcycles
- H Transportation and storage
- I Accommodation and food service activities
- J Information and communication
- K Financial and insurance activities
- L Real estate activities
- M Professional, scientific and technical activities
- N Administrative and support service activities
- R Arts, entertainment and recreation

TOP 5

Liquidity Ranking

| Issuer | Trades | Volume (lots) | Turnover (BGN) |
|------------------------|--------|---------------|----------------|
| Shelly Group AD | 451 | 34 098 | 2 261 884.25 |
| Eleven Capital AD | 167 | 36 504 | 628 151.30 |
| Advance Terrafund REIT | 163 | 103 142 | 335 903.48 |
| Sopharma AD | 161 | 68 103 | 393 446.30 |
| Chimimport AD | 151 | 397 176 | 276 403.10 |

TOP 5

Members

| Trades | | Turnover (BGN) | |
|--|-------|--|--------------|
| Inv. Intermediary "Karoll" AD | 3 001 | Inv. Intermediary "Karoll" AD | 7 360 195.94 |
| Inv. Intermediary "Elana Trading" AD | 1 584 | Inv. Intermediary "UG Market" EAD | 6 069 525.57 |
| Inv. Intermediary "BenchMark Finance" AD | 658 | Inv. Intermediary "Elana Trading" AD | 5 933 338.13 |
| Inv. Intermediary "First Financial Brokerage House" EOOD | 547 | Inv. Intermediary "Real Finance" AD | 5 431 539.69 |
| Inv. Intermediary "UG Market" EAD | 547 | Inv. Intermediary "BenchMark Finance" AD | 4 273 244.08 |

TOP 30

Capitalization as of 30 November 2024

Issues of shares on the BSE Main Market

| Issue | Issuer | Amount (Shares) | Closing price | Trading currency | Capitalization (BGN) |
|-------|---|-----------------|---------------|------------------|----------------------|
| THQM | Tchaikapharma High Quality Medicines AD | 91 800 000 | 17.5000 | BGN | 1 606 500 000.00 |
| SLYG | Shelly Group AD | 18 105 559 | 34.1000 | EUR | 1 207 528 585.15 |
| SPDY | Speedy AD | 5 377 619 | 204.0000 | BGN | 1 097 034 276.00 |
| SFA | Sopharma AD | 179 100 063 | 5.7000 | BGN | 1 020 870 359.10 |
| FIB | CB First Investment Bank AD | 149 084 800 | 3.8000 | BGN | 566 522 240.00 |
| EUBG | Eurohold Bulgaria AD | 260 500 000 | 1.4600 | BGN | 380 330 000.00 |
| MSH | M+S Hydraulic AD | 39 445 200 | 9.4500 | BGN | 372 757 140.00 |
| VAM | Velgraf Asset Management AD | 68 979 758 | 4.7600 | BGN | 328 343 648.08 |
| HVAR | Holding Varna AD | 6 485 897 | 46.2000 | BGN | 299 648 441.40 |
| ATER | Advance Terrafund REIT | 85 110 091 | 3.2700 | BGN | 278 309 997.57 |
| TIB | Telematic Interactive Bulgaria AD | 12 960 018 | 20.8000 | BGN | 269 568 374.40 |
| GR6 | Gradus AD | 243 608 710 | 1.0100 | BGN | 246 044 797.10 |
| SO | Smart Organic AD | 11 340 999 | 20.4000 | BGN | 231 356 379.60 |
| CCB | CB Central Cooperative Bank AD | 127 129 970 | 1.7100 | BGN | 217 392 248.70 |
| SFT | Sopharma Trading AD | 34 276 050 | 5.8500 | BGN | 200 514 892.50 |
| SYN | Synthetica AD | 3 000 000 | 66.0000 | BGN | 198 000 000.00 |
| SPH | Stara Planina Hold AD | 21 000 000 | 9.4000 | BGN | 197 400 000.00 |
| SFI | Sopharma Properties REIT | 21 951 320 | 8.6000 | BGN | 188 781 352.00 |
| ODES | Odessos Shiprepair Yard AD | 586 642 | 320.0000 | BGN | 187 725 440.00 |
| HRZ | Rodna Zemya Holding AD | 56 010 597 | 3.1000 | BGN | 173 632 850.70 |
| DUH | Doverie United Holding PLC | 21 499 855 | 8.0000 | BGN | 171 998 840.00 |
| GTH | Galata Investment Company AD | 68 571 234 | 2.5000 | BGN | 171 428 085.00 |
| CHIM | Chimimport AD | 239 646 267 | 0.7100 | BGN | 170 148 849.57 |
| IHB | Industrial Holding Bulgaria PLC | 96 808 417 | 1.7000 | BGN | 164 574 308.90 |
| CHSB | Himsnab Bulgaria AD | 2 494 631 | 65.5000 | BGN | 163 398 330.50 |
| BSP | Balkan and Sea Properties REIT | 6 925 156 | 23.2000 | BGN | 160 663 619.20 |
| CAPM | Capital Management SPV | 1 758 296 | 84.0000 | BGN | 147 696 864.00 |
| T57 | Trace Group Hold AD | 24 200 000 | 5.6500 | BGN | 136 730 000.00 |
| TXIM | CB Texim Bank AD | 36 795 036 | 3.6600 | BGN | 134 669 831.76 |
| AGH | Agria Group Holding AD | 6 800 000 | 19.7000 | BGN | 133 960 000.00 |

Capitalisation by Issues

November
2024

EuroBridge Market Segment

| Issue | Issuer | Nominal (BGN) | Amount (Shares) | Closing price (EUR) | Capitalisation (EUR) |
|-------|-----------------|---------------|-----------------|---------------------|----------------------|
| SLYG | Shelly Group AD | 1.00 | 18 105 559 | 34.1000 | 617 399 561.90 |

Premium Equities Segment

| Issue | Issuer | Nominal (BGN) | Amount (Shares) | Closing price (BGN) | Capitalisation (BGN) |
|-------|--------------------------------|---------------|-----------------|---------------------|----------------------|
| AGH | Agria Group Holding AD | 1.00 | 6 800 000 | 19.7000 | 133 960 000.00 |
| BNR | Bianor Holding AD | 1.00 | 16 334 362 | 5.4500 | 89 022 272.90 |
| BSE | Bulgarian Stock Exchange AD | 1.00 | 13 165 720 | 7.7000 | 101 376 044.00 |
| CCB | CB Central Cooperative Bank AD | 1.00 | 127 129 970 | 1.7100 | 217 392 248.70 |
| CHIM | Chimimport AD | 1.00 | 239 646 267 | 0.7100 | 170 148 849.57 |
| FIB | CB First Investment Bank AD | 1.00 | 149 084 800 | 3.8000 | 566 522 240.00 |
| KBG | Korado-Bulgaria AD | 1.00 | 13 168 614 | 4.2600 | 56 098 295.64 |
| MONB | Monbat AD | 1.00 | 39 000 000 | 2.6200 | 102 180 000.00 |
| SFA | Sopharma AD | 1.00 | 179 100 063 | 5.7000 | 1 020 870 359.10 |
| SGH | Sirma Group Holding AD | 1.00 | 59 360 518 | 1.0000 | 59 360 518.00 |

Standard Equities Segment

| Issue | Issuer | Nominal (BGN) | Amount (Shares) | Closing price (BGN) | Capitalisation (BGN) |
|-------|---|---------------|-----------------|---------------------|----------------------|
| ALB | Albena AD | 1.00 | 4 273 126 | 25.6000 | 109 392 025.60 |
| ALCM | Alcomet AD | 1.00 | 17 952 959 | 6.8000 | 122 080 121.20 |
| ALFB | Alpha Bulgaria AD | 1.00 | 26 120 000 | 2.2400 | 58 508 800.00 |
| ASKR | Asenova Krepost AD | 3.00 | 4 296 006 | 15.6000 | 67 017 693.60 |
| BBRD | Billboard AD | 1.00 | 15 000 000 | 0.5600 | 8 400 000.00 |
| BRP | Bulgarian River Shipping AD | 1.00 | 35 708 674 | 0.6000 | 21 425 204.40 |
| BMTL | Bulmetal AD | 1.00 | 7 155 179 | 9.8000 | 70 120 754.20 |
| TXIM | CB Texim Bank AD | 1.00 | 36 795 036 | 3.6600 | 134 669 831.76 |
| DUH | Doverie United Holding PLC | 1.00 | 21 499 855 | 8.0000 | 171 998 840.00 |
| EAC | Elana Agrocredit AD | 1.00 | 46 692 133 | 1.0900 | 50 894 424.97 |
| 11C | Eleven Capital AD | 1.00 | 2 301 528 | 16.8000 | 38 665 670.40 |
| ELHM | Elhim Iskra AD | 1.00 | 25 108 410 | 0.6700 | 16 822 634.70 |
| EMKA | EMKA AD | 1.00 | 43 399 452 | 2.0200 | 87 666 893.04 |
| ETR | Etropal AD | 1.00 | 5 000 000 | 4.0000 | 20 000 000.00 |
| EUBG | Eurohold Bulgaria AD | 1.00 | 260 500 000 | 1.4600 | 380 330 000.00 |
| GTH | Galata Investment Company AD | 1.00 | 68 571 234 | 2.5000 | 171 428 085.00 |
| GR6 | Gradus AD | 1.00 | 243 608 710 | 1.0100 | 246 044 797.10 |
| CHSB | Himsnab Bulgaria AD | 1.00 | 2 494 631 | 65.5000 | 163 398 330.50 |
| HCEN | Holding Center AD | 1.00 | 735 910 | 40.0000 | 29 436 400.00 |
| HNVK | Holding Nov Vek AD | 1.00 | 5 610 437 | 21.6000 | 121 185 439.20 |
| HSOF | Holding Sveta Sofia AD | 1.00 | 9 940 391 | 3.5200 | 34 990 176.32 |
| HVAR | Holding Varna AD | 1.00 | 6 485 897 | 46.2000 | 299 648 441.40 |
| HES | Hydraulic Elements and Systems /HES/ AD | 1.00 | 18 193 752 | 5.6000 | 101 885 011.20 |
| HIKA | Industrial Capital Holding AD | 1.00 | 15 864 544 | 2.7400 | 43 468 850.56 |
| IHB | Industrial Holding Bulgaria PLC | 1.00 | 96 808 417 | 1.7000 | 164 574 308.90 |
| IDH | Industry Development Holding AD | 1.00 | 9 980 925 | 2.8600 | 28 545 445.50 |
| IBG | Investor.BG AD | 1.00 | 4 782 362 | 21.6000 | 103 299 019.20 |
| MSH | M+S Hydraulic AD | 1.00 | 39 445 200 | 9.4500 | 372 757 140.00 |
| NLC | Neo London Capital PLC | 100.00 | 99 950 | 234.0000 | 23 388 300.00 |
| NEOH | Neochim AD | 1.00 | 2 654 358 | 27.0000 | 71 667 666.00 |
| ODES | Odessos Shiprepair Yard AD | 1.00 | 586 642 | 320.0000 | 187 725 440.00 |
| NGAZ | Oil and Gas Exploration and Production AD | 1.00 | 12 228 062 | 4.9000 | 59 917 503.80 |
| PET | Petrol AD | 4.00 | 27 312 403 | 0.8900 | 24 308 038.67 |
| HRZ | Rodna Zemya Holding AD | 1.00 | 56 010 597 | 3.1000 | 173 632 850.70 |
| HSI | Sila Holding AD | 1.00 | 36 852 997 | 3.0600 | 112 770 170.82 |
| SO | Smart Organic AD | 1.00 | 11 340 999 | 20.4000 | 231 356 379.60 |

Capitalisation by Issues

November
2024

| Issue | Issuer | Nominal (BGN) | Amount (Shares) | Closing price (BGN) | Capitalisation (BGN) |
|-------|---|---------------|-----------------|---------------------|----------------------|
| SCOM | Sofia Commerce-Pawn Brokerage AD | 1.00 | 8 937 384 | 5.0500 | 45 133 789.20 |
| SFT | Sopharma Trading AD | 1.00 | 34 276 050 | 5.8500 | 200 514 892.50 |
| SPDY | Speedy AD | 1.00 | 5 377 619 | 204.0000 | 1 097 034 276.00 |
| SKEH | SS Konstantine and Elena Holding AD | 1.00 | 3 309 560 | 24.8000 | 82 077 088.00 |
| SPH | Stara Planina Hold AD | 1.00 | 21 000 000 | 9.4000 | 197 400 000.00 |
| SNRG | Synergon Holding AD | 1.00 | 18 358 849 | 1.0000 | 18 358 849.00 |
| SYN | Synthetica AD | 1.00 | 3 000 000 | 66.0000 | 198 000 000.00 |
| THQM | Tchaikapharma High Quality Medicines AD | 1.00 | 91 800 000 | 17.5000 | 1 606 500 000.00 |
| TBS | Telelink Business Services Group AD | 1.00 | 12 500 000 | 8.7000 | 108 750 000.00 |
| TIB | Telematic Interactive Bulgaria AD | 1.00 | 12 960 018 | 20.8000 | 269 568 374.40 |
| TCH | TK-Hold PLC | 1.00 | 8 539 384 | 7.7500 | 66 180 226.00 |
| TOPL | Toplivo AD | 1.00 | 5 416 829 | 4.0600 | 21 992 325.74 |
| T57 | Trace Group Hold AD | 1.00 | 24 200 000 | 5.6500 | 136 730 000.00 |
| VAM | Velgraf Asset Management AD | 1.00 | 68 979 758 | 4.7600 | 328 343 648.08 |
| WMG | Web Media Group AD | 1.00 | 7 840 000 | 1.5800 | 12 387 200.00 |
| ZHBG | Zarneni Hrani Bulgaria AD | 1.00 | 195 660 287 | 0.1220 | 23 870 555.01 |
| HLEV | Zlaten Lev Holding AD | 1.00 | 6 481 960 | 3.6200 | 23 464 695.20 |

Special Purpose Vehicles Segment

| Issue | Issuer | Nominal (BGN) | Amount (Shares) | Closing price (BGN) | Capitalisation (BGN) |
|-------|-----------------------------------|---------------|-----------------|---------------------|----------------------|
| AKTV | Aktiv Properties REIT | 9.00 | 2 192 011 | 6.0500 | 13 261 666.55 |
| ALT | Alteron REIT | 1.00 | 1 504 998 | 25.4000 | 38 226 949.20 |
| ATER | Advance Terrafund REIT | 1.00 | 85 110 091 | 3.2700 | 278 309 997.57 |
| BPF | Bravo Property Fund REIT | 1.00 | 36 700 000 | 1.0600 | 38 902 000.00 |
| BREF | Bulgarian Real Estate Fund REIT | 1.00 | 34 641 925 | 3.8400 | 133 024 992.00 |
| BRF | Bulgarian Receivables Fund SPE | 1.00 | 1 500 000 | 1.7400 | 2 610 000.00 |
| BSP | Balkan and Sea Properties REIT | 1.00 | 6 925 156 | 23.2000 | 160 663 619.20 |
| CAPM | Capital Management SPV | 1.00 | 1 758 296 | 84.0000 | 147 696 864.00 |
| FAM | Finance Assistance Management SPV | 1.00 | 650 000 | 4.1600 | 2 704 000.00 |
| FPP | FairPlay Properties REIT | 1.00 | 78 545 400 | 0.9000 | 70 690 860.00 |
| LAND | Bulland Investments REIT | 1.00 | 15 008 125 | 0.8600 | 12 906 987.50 |
| PREM | Premier Fund REIT | 1.00 | 1 799 999 | 13.8000 | 24 839 986.20 |
| RPF | Roi Property Fund REIT | 1.00 | 6 162 500 | 8.8000 | 54 230 000.00 |
| SBPF | Super Borovetz Property Fund REIT | 1.00 | 23 379 995 | 3.1400 | 73 413 184.30 |
| SFB | Sopharma Buildings REIT | 1.00 | 3 899 940 | 13.8000 | 53 819 172.00 |
| SFI | Sopharma Properties REIT | 1.00 | 21 951 320 | 8.6000 | 188 781 352.00 |
| TTI | Te-Trade Invest REIT | 1.00 | 700 000 | | |



Trade by Issues

November
2024

EuroBridge Market Segment

| Issue | Issuer | Trades | Volume (lots) | Turnover (BGN) | Trading currency | Weighted & Corrected Values | | | Closing price | As from |
|-------|-----------------|--------|---------------|----------------|------------------|-----------------------------|------------|------------|---------------|------------|
| | | | | | | Average price | Min. price | Max. price | | |
| SLYG | Shelly Group AD | 451 | 34 098 | 2 261 884.25 | EUR | 33.9164 | 33.0419 | 35.5026 | 34.1000 | 29.11.2024 |

Premium Equities Segment

| Issue | Issuer | Trades | Volume (lots) | Turnover (BGN) | Trading currency | Weighted & Corrected Values | | | Closing price | As from |
|-------|--------------------------------|--------|---------------|----------------|------------------|-----------------------------|------------|------------|---------------|------------|
| | | | | | | Average price | Min. price | Max. price | | |
| AGH | Agria Group Holding AD | 100 | 10 609 | 209 687.00 | BGN | 19.7650 | 19.2225 | 20.4000 | 19.7000 | 29.11.2024 |
| BNR | Bianor Holding AD | 149 | 48 018 | 268 660.35 | BGN | 5.5950 | 5.4082 | 5.8563 | 5.4500 | 29.11.2024 |
| BSE | Bulgarian Stock Exchange AD | 123 | 24 937 | 192 795.65 | BGN | 7.7313 | 7.5165 | 8.1000 | 7.7000 | 29.11.2024 |
| CCB | CB Central Cooperative Bank AD | 112 | 156 194 | 263 632.07 | BGN | 1.6879 | 1.6446 | 1.7200 | 1.7100 | 29.11.2024 |
| CHIM | Chimimport AD | 151 | 397 176 | 276 403.10 | BGN | 0.6959 | 0.6804 | 0.7115 | 0.7100 | 29.11.2024 |
| FIB | CB First Investment Bank AD | 92 | 27 502 | 108 198.54 | BGN | 3.9342 | 3.8000 | 4.1983 | 3.8000 | 29.11.2024 |
| KBG | Korado-Bulgaria AD | 36 | 9 983 | 43 144.10 | BGN | 4.3217 | 4.2600 | 4.4200 | 4.2600 | 19.11.2024 |
| MONB | Monbat AD | 58 | 128 015 | 333 953.94 | BGN | 2.6087 | 2.5200 | 2.7029 | 2.6200 | 29.11.2024 |
| SFA | Sopharma AD | 161 | 68 103 | 393 446.30 | BGN | 5.7334 | 5.5952 | 5.8790 | 5.7000 | 29.11.2024 |
| SGH | Sirma Group Holding AD | 105 | 356 423 | 368 021.15 | BGN | 1.0326 | 0.9800 | 1.0512 | 1.0000 | 29.11.2024 |

Standard Equities Segment

| Issue | Issuer | Trades | Volume (lots) | Turnover (BGN) | Trading currency | Weighted & Corrected Values | | | Closing price | As from |
|-------|---|--------|---------------|----------------|------------------|-----------------------------|------------|------------|---------------|------------|
| | | | | | | Average price | Min. price | Max. price | | |
| 11C | Eleven Capital AD | 167 | 36 504 | 628 151.30 | BGN | 17.2077 | 16.7343 | 18.0734 | 16.8000 | 28.11.2024 |
| ALB | Albena AD | 16 | 1 101 | 27 738.20 | BGN | 25.1936 | 25.0000 | 25.6815 | 25.6000 | 27.11.2024 |
| ALCM | Alcomet AD | 15 | 1 316 | 8 415.60 | BGN | 6.3949 | 6.3227 | 6.8000 | 6.8000 | 29.11.2024 |
| ALFB | Alpha Bulgaria AD | 3 | 3 400 | 7 568.00 | BGN | 2.2259 | 2.2200 | 2.2400 | 2.2400 | 15.11.2024 |
| ASKR | Asenova Krepost AD | 21 | 11 629 | 181 404.60 | BGN | 15.5993 | 15.2609 | 15.6000 | 15.6000 | 28.11.2024 |
| BBRD | Billboard AD | 10 | 20 986 | 11 673.80 | BGN | 0.5563 | 0.5485 | 0.6000 | 0.5600 | 25.11.2024 |
| BMTL | Bulmetal AD | 42 | 13 491 | 126 871.00 | BGN | 9.4041 | 8.8500 | 9.8500 | 9.8000 | 29.11.2024 |
| BRP | Bulgarian River Shipping AD | 26 | 54 735 | 32 713.90 | BGN | 0.5977 | 0.5421 | 0.6100 | 0.6000 | 28.11.2024 |
| CHSB | Himsnab Bulgaria AD | 1 | 5 | 327.50 | BGN | 65.5000 | 65.5000 | 65.5000 | 65.5000 | 28.11.2024 |
| DUH | Doverie United Holding PLC | 104 | 17 497 | 141 855.58 | BGN | 8.1074 | 7.9000 | 8.2980 | 8.0000 | 29.11.2024 |
| EAC | Elana Agrocredit AD | 48 | 91 024 | 97 857.29 | BGN | 1.0751 | 1.0678 | 1.0900 | 1.0900 | 29.11.2024 |
| ELHM | Elhim Iskra AD | 2 | 440 | 295.20 | BGN | 0.6709 | 0.6700 | 0.6800 | 0.6700 | 06.11.2024 |
| EMKA | EMKA AD | 36 | 23 298 | 46 878.31 | BGN | 2.0121 | 1.9841 | 2.0600 | 2.0200 | 29.11.2024 |
| ETR | Etropal AD | 19 | 1 090 | 4 506.00 | BGN | 4.1339 | 4.0400 | 4.3000 | 4.0000 | 28.11.2024 |
| EUBG | Eurohold Bulgaria AD | 52 | 259 718 | 377 123.33 | BGN | 1.4521 | 1.4228 | 1.4800 | 1.4600 | 29.11.2024 |
| GR6 | Gradus AD | 150 | 285 864 | 301 290.51 | BGN | 1.0540 | 1.0000 | 1.0999 | 1.0100 | 29.11.2024 |
| GTH | Galata Investment Company AD | 25 | 442 200 | 1 103 100.00 | BGN | 2.4946 | 2.4600 | 2.5000 | 2.5000 | 27.11.2024 |
| HES | Hydraulic Elements and Systems /HES/ AD | 11 | 1 135 | 6 285.45 | BGN | 5.5378 | 5.4000 | 5.6603 | 5.6000 | 28.11.2024 |
| HIKA | Industrial Capital Holding AD | 8 | 1 330 | 3 736.20 | BGN | 2.8092 | 2.7400 | 2.8600 | 2.7400 | 28.11.2024 |
| HLEV | Zlaten Lev Holding AD | 10 | 18 315 | 73 087.00 | BGN | 3.9906 | 3.8000 | 4.1739 | 3.6200 | 29.11.2024 |
| HNVK | Holding Nov Vek AD | 6 | 8 832 | 190 764.00 | BGN | 21.5992 | 21.0000 | 21.6000 | 21.6000 | 22.11.2024 |
| HRZ | Rodna Zernya Holding AD | 35 | 146 001 | 452 603.10 | BGN | 3.1000 | 3.1000 | 3.1000 | 3.1000 | 20.11.2024 |
| HSI | Sila Holding AD | 3 | 1 200 | 3 672.00 | BGN | 3.0600 | 3.0600 | 3.0600 | 3.0600 | 18.11.2024 |
| HSOF | Holding Sveta Sofia AD | 4 | 575 | 2 039.50 | BGN | 3.5470 | 3.5200 | 3.5510 | 3.5200 | 27.11.2024 |
| HVAR | Holding Varna AD | 8 | 110 | 5 056.20 | BGN | 45.9654 | 45.8571 | 46.0240 | 46.2000 | 29.11.2024 |
| IBG | Investor.BG AD | 13 | 6 000 | 129 600.00 | BGN | 21.6000 | 21.6000 | 21.6000 | 21.6000 | 26.11.2024 |
| IDH | Industry Development Holding AD | 7 | 3 500 | 9 897.00 | BGN | 2.8277 | 2.7200 | 2.8350 | 2.8600 | 28.11.2024 |

Trade by Issues

November
2024

| Issue | Issuer | Trades | Volume (lots) | Turnover (BGN) | Trading currency | Weighted & Corrected Values | | | Closing price | As from |
|-------|---|--------|---------------|----------------|------------------|-----------------------------|------------|------------|---------------|------------|
| | | | | | | Average price | Min. price | Max. price | | |
| IHB | Industrial Holding Bulgaria PLC | 13 | 7 631 | 12 976.70 | BGN | 1.7005 | 1.7000 | 1.7200 | 1.7000 | 29.11.2024 |
| MSH | M+S Hydraulic AD | 26 | 3 206 | 30 448.95 | BGN | 9.4975 | 9.4500 | 9.8000 | 9.4500 | 29.11.2024 |
| NEOH | Neochim AD | 121 | 6 559 | 176 653.40 | BGN | 26.9330 | 21.9563 | 28.9122 | 27.0000 | 29.11.2024 |
| NGAZ | Oil and Gas Exploration and Production AD | 1 | 100 | 490.00 | BGN | 4.9000 | 4.9000 | 4.9000 | 4.9000 | 26.11.2024 |
| NLC | Neo London Capital PLC | 1 | 2 | 468.00 | BGN | 234.0000 | 234.0000 | 234.0000 | 234.0000 | 25.11.2024 |
| ODES | Odessos Shiprepair Yard AD | 8 | 59 | 18 896.00 | BGN | 320.2712 | 314.8333 | 346.0000 | 320.0000 | 27.11.2024 |
| PET | Petrol AD | 72 | 72 847 | 54 350.14 | BGN | 0.7461 | 0.6646 | 0.8530 | 0.8900 | 29.11.2024 |
| SCOM | Sofia Commerce-Pawn Brokerage AD | 29 | 20 387 | 104 321.10 | BGN | 5.1170 | 4.9703 | 5.1500 | 5.0500 | 29.11.2024 |
| SFT | Sopharma Trading AD | 58 | 12 400 | 71 814.15 | BGN | 5.7915 | 5.7330 | 5.8481 | 5.8500 | 29.11.2024 |
| SKEH | SS Konstantine and Elena Holding AD | 27 | 33 120 | 821 380.00 | BGN | 24.8001 | 24.8000 | 25.0000 | 24.8000 | 27.11.2024 |
| SNRG | Synergon Holding AD | 12 | 12 053 | 12 579.69 | BGN | 1.0437 | 1.0084 | 1.1800 | 1.0000 | 26.11.2024 |
| SO | Smart Organic AD | 122 | 10 101 | 210 064.40 | BGN | 20.7964 | 20.3284 | 21.8035 | 20.4000 | 29.11.2024 |
| SPDY | Speedy AD | 35 | 3 080 | 626 820.00 | BGN | 203.5130 | 196.0117 | 220.0000 | 204.0000 | 28.11.2024 |
| SPH | Stara Planina Hold AD | 23 | 15 407 | 144 069.50 | BGN | 9.3509 | 9.2000 | 9.5000 | 9.4000 | 29.11.2024 |
| SYN | Synthetica AD | 10 | 520 | 34 320.00 | BGN | 66.0000 | 66.0000 | 66.0000 | 66.0000 | 26.11.2024 |
| T57 | Trace Group Hold AD | 61 | 18 215 | 105 309.20 | BGN | 5.7815 | 5.5650 | 5.9495 | 5.6500 | 29.11.2024 |
| TBS | Telelink Business Services Group AD | 28 | 5 266 | 44 714.85 | BGN | 8.4912 | 8.4007 | 8.7500 | 8.7000 | 27.11.2024 |
| TCH | TK-Hold PLC | 5 | 270 | 2 105.00 | BGN | 7.7963 | 7.7500 | 8.0000 | 7.7500 | 29.11.2024 |
| THQM | Tchaikapharma High Quality Medicines AD | 11 | 957 | 16 765.20 | BGN | 17.5185 | 17.5000 | 17.6000 | 17.5000 | 29.11.2024 |
| TIB | Telematic Interactive Bulgaria AD | 149 | 132 678 | 2 766 799.40 | BGN | 20.8535 | 20.3526 | 22.7127 | 20.8000 | 28.11.2024 |
| TOPL | Toplivo AD | 1 | 19 | 77.14 | BGN | 4.0600 | 4.0600 | 4.0600 | 4.0600 | 19.11.2024 |
| TXIM | CB Texim Bank AD | 39 | 58 051 | 210 796.60 | BGN | 3.6312 | 3.5200 | 3.6600 | 3.6600 | 29.11.2024 |
| VAM | Velgraf Asset Management AD | 12 | 135 800 | 644 468.00 | BGN | 4.7457 | 4.7400 | 4.7600 | 4.7600 | 22.11.2024 |
| WMG | Web Media Group AD | 1 | 175 | 276.50 | BGN | 1.5800 | 1.5800 | 1.5800 | 1.5800 | 21.11.2024 |
| ZHBG | Zarneni Hrani Bulgaria AD | 34 | 87 287 | 11 069.80 | BGN | 0.1268 | 0.1230 | 0.1300 | 0.1220 | 28.11.2024 |

Special Purpose Vehicles Segment

| Issue | Issuer | Trades | Volume (lots) | Turnover (BGN) | Trading currency | Weighted & Corrected Values | | | Closing price | As from |
|-------|-----------------------------------|--------|---------------|----------------|------------------|-----------------------------|------------|------------|---------------|------------|
| | | | | | | Average price | Min. price | Max. price | | |
| AKTV | Aktiv Properties REIT | 27 | 5 065 | 29 942.50 | BGN | 5.9116 | 5.7500 | 6.0500 | 6.0500 | 28.11.2024 |
| ALT | Alteron REIT | 1 | 20 | 508.00 | BGN | 25.4000 | 25.4000 | 25.4000 | 25.4000 | 08.11.2024 |
| ATER | Advance Terrafund REIT | 163 | 103 142 | 335 903.48 | BGN | 3.2567 | 3.2456 | 3.2720 | 3.2700 | 29.11.2024 |
| BPF | Bravo Property Fund REIT | 20 | 18 189 | 19 277.63 | BGN | 1.0598 | 1.0500 | 1.0700 | 1.0600 | 29.11.2024 |
| BREF | Bulgarian Real Estate Fund REIT | 70 | 59 365 | 232 780.18 | BGN | 3.9212 | 3.8256 | 4.0297 | 3.8400 | 29.11.2024 |
| BRF | Bulgarian Receivables Fund SPE | 21 | 8 000 | 13 920.00 | BGN | 1.7400 | 1.7400 | 1.7400 | 1.7400 | 21.11.2024 |
| BSP | Balkan and Sea Properties REIT | 12 | 17 291 | 401 150.20 | BGN | 23.1999 | 22.2000 | 23.2000 | 23.2000 | 20.11.2024 |
| CAPM | Capital Management SPV | 12 | 1 450 | 121 800.00 | BGN | 84.0000 | 84.0000 | 84.0000 | 84.0000 | 21.11.2024 |
| FAM | Finance Assistance Management SPV | 1 | 550 | 2 288.00 | BGN | 4.1600 | 4.1600 | 4.1600 | 4.1600 | 04.11.2024 |
| FPP | FairPlay Properties REIT | 10 | 33 705 | 30 016.35 | BGN | 0.8906 | 0.8700 | 0.9000 | 0.9000 | 27.11.2024 |
| LAND | Bulland Investments REIT | 6 | 17 180 | 15 337.12 | BGN | 0.8927 | 0.8600 | 0.9200 | 0.8600 | 28.11.2024 |
| PREM | Premier Fund REIT | 20 | 1 700 | 23 460.00 | BGN | 13.8000 | 13.8000 | 13.8000 | 13.8000 | 21.11.2024 |
| RPF | Roi Property Fund REIT | 32 | 16 000 | 140 800.00 | BGN | 8.8000 | 8.8000 | 8.8000 | 8.8000 | 21.11.2024 |
| SBPF | Super Borovetz Property Fund REIT | 28 | 80 000 | 251 200.00 | BGN | 3.1400 | 3.1400 | 3.1400 | 3.1400 | 21.11.2024 |
| SFB | Sopharma Buildings REIT | 13 | 355 | 4 602.00 | BGN | 12.9634 | 11.4211 | 13.9000 | 13.8000 | 28.11.2024 |
| SFI | Sopharma Properties REIT | 2 | 24 | 207.90 | BGN | 8.6625 | 8.6000 | 8.7000 | 8.6000 | 27.11.2024 |

Trade by Issues

November
2024

Bonds Segment

| Issue | Issuer | Trades | Volume (lots) | Turnover (BGN) | Trading currency | Clean Prices (% of nominal) | | | | As from |
|-------|--------------------------------------|--------|---------------|----------------|------------------|-----------------------------|------------|------------|---------------|------------|
| | | | | | | Average price | Min. price | Max. price | Closing price | |
| OFDE | Finance Direct AD | 6 | 70 | 68 566.04 | EUR | 100.0000 | 100.0000 | 100.0000 | 100.0000 | 26.11.2024 |
| 4CFB | CB Central Cooperative Bank AD | 5 | 284 | 580 331.06 | EUR | 101.0000 | 101.0000 | 101.0000 | 101.0000 | 26.11.2024 |
| BAMB | CB Bulgarian American Credit Bank AD | 1 | 1 | 98 630.48 | EUR | 99.0000 | 99.0000 | 99.0000 | 99.0000 | 04.11.2024 |
| BEFB | Bulgarian Private Equity Fund AD | 1 | 512 | 1 009 389.70 | EUR | 100.5000 | 100.5000 | 100.5000 | 100.5000 | 13.11.2024 |
| BSPB | Balkan and Sea Properties REIT | 1 | 1 489 | 1 501 792.18 | BGN | 100.5000 | 100.5000 | 100.5000 | 100.5000 | 27.11.2024 |
| ECHB | Elea Capital Holding AD | 2 | 412 | 825 734.00 | EUR | 100.2000 | 100.2000 | 100.2000 | 100.2000 | 26.11.2024 |
| EUBA | Eurohold Bulgaria AD | 2 | 2 | 3 977.77 | EUR | 101.0000 | 101.0000 | 101.0000 | 101.0000 | 26.11.2024 |
| GAMB | Severcoop Gamza Holding AD | 1 | 2 | 2 038.18 | BGN | 100.1000 | 100.1000 | 100.1000 | 100.1000 | 05.11.2024 |
| NISB | Real Estate Sofia REIT | 1 | 490 | 497 383.83 | BGN | 100.1000 | 100.1000 | 100.1000 | 100.1000 | 20.11.2024 |
| SIHB | Sinergy Invest Holding AD | 1 | 1 500 | 1 526 784.58 | BGN | 100.1000 | 100.1000 | 100.1000 | 100.1000 | 25.11.2024 |
| TBIC | CB TBI Bank EAD | 3 | 4 | 803 109.98 | EUR | 101.0000 | 101.0000 | 101.0000 | 101.0000 | 27.11.2024 |
| VAMB | Velgraf Asset Management AD | 3 | 372 | 554 591.14 | EUR | 100.1000 | 100.1000 | 100.1000 | 100.1000 | 22.11.2024 |
| ZENB | Zenith Properties REIT | 1 | 41 | 80 878.39 | EUR | 100.2000 | 100.2000 | 100.2000 | 100.2000 | 01.11.2024 |

Exchange Traded Products Segment

| Issue | Issuer | Trades | Volume (lots) | Turnover (BGN) | Trading currency | Weighted Values | | | Closing price | As from |
|-------|----------------------------------|--------|---------------|----------------|------------------|-----------------|------------|------------|---------------|------------|
| | | | | | | Average price | Min. price | Max. price | | |
| ALFW | Alpha Bulgaria AD | 16 | 854 000 | 719 760.00 | BGN | 0.8428 | 0.6100 | 0.9500 | 0.9500 | 29.11.2024 |
| BGX | Expat Bulgaria SOFIX UCITS ETF | 10 | 8 579 | 10 239.27 | BGN | 1.1935 | 1.1850 | 1.2200 | 1.1850 | 28.11.2024 |
| CCR7 | Concord Fund-7 South-East Europe | 5 | 24 915 | 356 284.50 | BGN | 14.3000 | 14.3000 | 14.3000 | 14.3000 | 27.11.2024 |
| DYN | NIF Dynamic | 1 | 30 | 354.00 | BGN | 11.8000 | 11.8000 | 11.8000 | 11.8000 | 25.11.2024 |
| GLDX | Expat Gold | 23 | 172 622 | 504 107.80 | EUR | 1.4931 | 1.4680 | 1.5244 | 1.4700 | 28.11.2024 |
| SFAW | Sopharma AD | 2 | 4 550 | 6 424.50 | BGN | 1.4120 | 1.4120 | 1.4120 | 1.4110 | 04.11.2024 |
| SLQX | Expat Slovenia SBI TOP UCITS ETF | 2 | 1 140 | 4 038.32 | EUR | 1.8112 | 1.7970 | 1.8240 | 1.8240 | 20.11.2024 |

Compensatory Instruments Segment

| Issue | Issuer | Trades | Volume (lots) | Turnover (BGN) | Trading currency | Weighted Values | | | Closing price | As from |
|-------|---|--------|---------------|----------------|------------------|-----------------|------------|------------|---------------|------------|
| | | | | | | Average price | Min. price | Max. price | | |
| BLKB | Housing compensation notes under the CONP Act | 3 | 10 800 | 3 923.60 | BGN | 0.3633 | 0.3633 | 0.3633 | 0.3620 | 08.11.2024 |
| BLKC | Registered compensation vouchers under the OUFLL Act and RLFLFF Act | 39 | 170 137 | 125 252.00 | BGN | 0.7362 | 0.7360 | 0.7370 | 0.7360 | 29.11.2024 |
| BLKD | Compensation notes under the CONP Act | 14 | 141 698 | 55 143.57 | BGN | 0.3892 | 0.3802 | 0.4100 | 0.4100 | 27.11.2024 |

Subscription Rights Segment

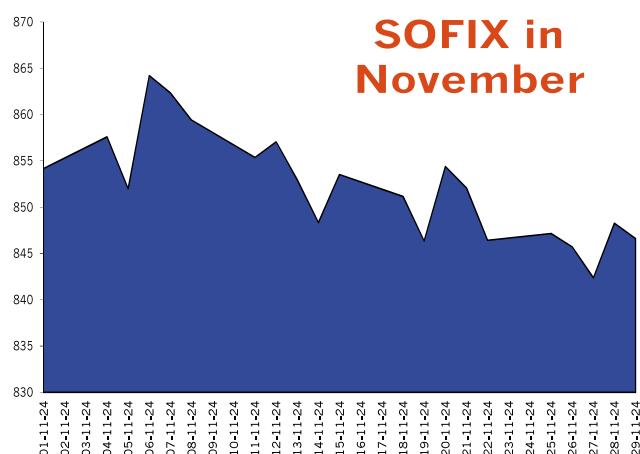
| Issue | Issuer | Trades | Volume (lots) | Turnover (BGN) | Trading currency | Weighted Values | | | Closing price | As from |
|-------|----------------------|--------|---------------|----------------|------------------|-----------------|------------|------------|---------------|------------|
| | | | | | | Average price | Min. price | Max. price | | |
| EUB2 | Eurohold Bulgaria AD | 58 | 59 538 317 | 59 792.58 | BGN | 0.0010 | 0.0010 | 0.0010 | 0.0010 | 28.11.2024 |
| HVA1 | Holding Varna AD | 1 | 6 485 897 | 6 485.90 | BGN | 0.0010 | 0.0010 | 0.0010 | 0.0010 | 15.11.2024 |

Total trading statistics on a regulated market with indices components

| Index | Volume Traded | | Value Traded | | Trades | |
|---------|---------------------|-------------------|----------------------|---------------------|--------------|-----------------|
| | Total volume (lots) | % of total volume | Total turnover (BGN) | % of total turnover | All trades # | % of all trades |
| SOFIX | 1 618 298 | 44.02% | 5 336 458.26 | 37.64% | 1 798 | 55.05% |
| BGBX 40 | 3 126 604 | 85.04% | 13 053 323.16 | 92.07% | 3 211 | 98.32% |
| BG REIT | 276 160 | 7.51% | 1 366 806.86 | 9.64% | 319 | 9.77% |
| BG TR30 | 2 906 098 | 79.05% | 10 207 872.67 | 72.00% | 2 603 | 79.70% |

Market capitalisation of indices components

| Index | Total (BGN) | % of total capitalization |
|---------|------------------|---------------------------|
| SOFIX | 4 991 880 432.96 | 36.76% |
| BGBX 40 | 9 260 015 801.90 | 68.20% |
| BG REIT | 810 552 194.07 | 5.97% |
| BG TR30 | 7 691 861 681.70 | 56.65% |

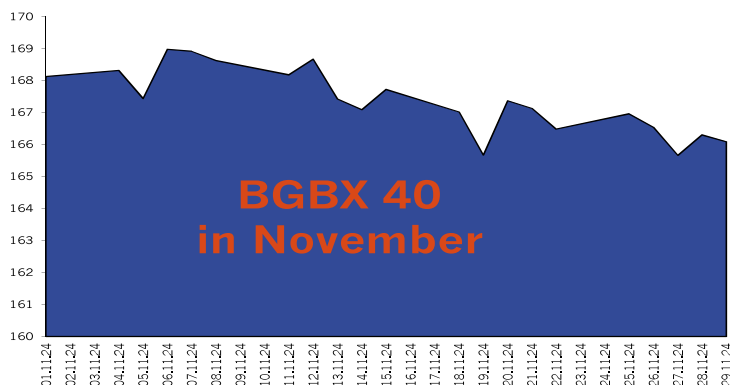


SOFIX Components

| Issuer | Min. price | Max. price | Price currency | Volume (lots) | Trades | Turnover (BGN) |
|---------------------------------|------------|------------|----------------|---------------|--------|----------------|
| Agria Group Holding AD | 19.2000 | 20.4000 | BGN | 10 609 | 100 | 209 687.00 |
| Advance Terrafund REIT | 3.2300 | 3.2900 | BGN | 103 142 | 163 | 335 903.48 |
| Bulgarian Stock Exchange AD | 7.5000 | 8.1000 | BGN | 24 937 | 123 | 192 795.65 |
| Doverie United Holding PLC | 7.9000 | 8.3200 | BGN | 17 497 | 104 | 141 855.58 |
| Eurohold Bulgaria AD | 1.3700 | 1.4900 | BGN | 259 718 | 52 | 377 123.33 |
| Elana Agrocredit AD | 1.0600 | 1.1000 | BGN | 91 024 | 48 | 97 857.29 |
| Sirma Group Holding AD | 0.9750 | 1.0700 | BGN | 356 423 | 105 | 368 021.15 |
| Sopharma AD | 5.5600 | 5.9800 | BGN | 68 103 | 161 | 393 446.30 |
| Sopharma Trading AD | 5.7000 | 5.8500 | BGN | 12 400 | 58 | 71 814.15 |
| CB First Investment Bank AD | 3.8000 | 4.2000 | BGN | 27 502 | 92 | 108 198.54 |
| CB Central Cooperative Bank AD | 1.6000 | 1.7200 | BGN | 156 194 | 112 | 263 632.07 |
| Bulgarian Real Estate Fund REIT | 3.8000 | 4.0400 | BGN | 59 365 | 70 | 232 780.18 |
| Chimimport AD | 0.6700 | 0.7200 | BGN | 397 176 | 151 | 276 403.10 |
| Holding Varna AD | 45.2000 | 46.2000 | BGN | 110 | 8 | 5 056.20 |
| Shelly Group AD | 32.5000 | 35.7000 | EUR | 34 098 | 451 | 2 261 884.25 |

BGBX 40 Components

| Issuer | Min. price | Max. price | Price currency | Volume (lots) | Trades | Turnover (BGN) |
|---|------------|------------|----------------|---------------|--------|----------------|
| Agria Group Holding AD | 19.2000 | 20.4000 | BGN | 10 609 | 100 | 209 687.00 |
| Advance Terrafund REIT | 3.2300 | 3.2900 | BGN | 103 142 | 163 | 335 903.48 |
| Albena AD | 25.0000 | 25.8000 | BGN | 1 101 | 16 | 27 738.20 |
| Alcomet AD | 6.3000 | 6.8000 | BGN | 1 316 | 15 | 8 415.60 |
| Bianor Holding AD | 5.3500 | 5.9000 | BGN | 48 018 | 149 | 268 660.35 |
| Bulgarian Stock Exchange AD | 7.5000 | 8.1000 | BGN | 24 937 | 123 | 192 795.65 |
| Velgraf Asset Management AD | 4.7400 | 4.7600 | BGN | 135 800 | 12 | 644 468.00 |
| Gradus AD | 1.0000 | 1.2000 | BGN | 285 864 | 150 | 301 290.51 |
| Doverie United Holding PLC | 7.9000 | 8.3200 | BGN | 17 497 | 104 | 141 855.58 |
| Eurohold Bulgaria AD | 1.3700 | 1.4900 | BGN | 259 718 | 52 | 377 123.33 |
| Elana Agrocredit AD | 1.0600 | 1.1000 | BGN | 91 024 | 48 | 97 857.29 |
| EMKA AD | 1.9700 | 2.0600 | BGN | 23 298 | 36 | 46 878.31 |
| Zarneni Hrani Bulgaria AD | 0.1210 | 0.1320 | BGN | 87 287 | 34 | 11 069.80 |
| Eleven Capital AD | 16.5000 | 18.2000 | BGN | 36 504 | 167 | 628 151.30 |
| Galata Investment Company AD | 2.4600 | 2.5000 | BGN | 442 200 | 25 | 1 103 100.00 |
| Industrial Holding Bulgaria PLC | 1.7000 | 1.7200 | BGN | 7 631 | 13 | 12 976.70 |
| Korado-Bulgaria AD | 4.2400 | 4.4800 | BGN | 9 983 | 36 | 43 144.10 |
| Monbat AD | 2.5200 | 2.7400 | BGN | 128 015 | 58 | 333 953.94 |
| M+S Hydraulic AD | 9.4500 | 9.8000 | BGN | 3 206 | 26 | 30 448.95 |
| Neochim AD | 21.8000 | 29.8000 | BGN | 6 559 | 121 | 176 653.40 |
| Petrol AD | 0.6550 | 0.9150 | BGN | 72 847 | 72 | 54 350.14 |
| Synergon Holding AD | 1.0000 | 1.1800 | BGN | 12 053 | 12 | 12 579.69 |
| Sirma Group Holding AD | 0.9750 | 1.0700 | BGN | 356 423 | 105 | 368 021.15 |
| Smart Organic AD | 20.2000 | 22.0000 | BGN | 10 101 | 122 | 210 064.40 |
| Sopharma AD | 5.5600 | 5.9800 | BGN | 68 103 | 161 | 393 446.30 |
| Sopharma Buildings REIT | 10.8000 | 14.0000 | BGN | 355 | 13 | 4 602.00 |
| Sopharma Trading AD | 5.7000 | 5.8500 | BGN | 12 400 | 58 | 71 814.15 |
| Sofia Commerce-Pawn Brokerage AD | 4.9400 | 5.1500 | BGN | 20 387 | 29 | 104 321.10 |
| Speedy AD | 195.0000 | 222.0000 | BGN | 3 080 | 35 | 626 820.00 |
| Stara Planina Hold AD | 9.1500 | 9.5000 | BGN | 15 407 | 23 | 144 069.50 |
| CB First Investment Bank AD | 3.8000 | 4.2000 | BGN | 27 502 | 92 | 108 198.54 |
| CB Central Cooperative Bank AD | 1.6000 | 1.7200 | BGN | 156 194 | 112 | 263 632.07 |
| Telelink Business Services Group AD | 8.3000 | 8.7500 | BGN | 5 266 | 28 | 44 714.85 |
| Telematic Interactive Bulgaria AD | 19.6000 | 22.8000 | BGN | 132 678 | 149 | 2 766 799.40 |
| Trace Group Hold AD | 5.5000 | 6.0000 | BGN | 18 215 | 61 | 105 309.20 |
| Bulgarian Real Estate Fund REIT | 3.8000 | 4.0400 | BGN | 59 365 | 70 | 232 780.18 |
| Hydraulic Elements and Systems /HES/ AD | 5.4000 | 5.7000 | BGN | 1 135 | 11 | 6 285.45 |
| Chimimport AD | 0.6700 | 0.7200 | BGN | 397 176 | 151 | 276 403.10 |
| Holding Varna AD | 45.2000 | 46.2000 | BGN | 110 | 8 | 5 056.20 |
| Shelly Group AD | 32.5000 | 35.7000 | EUR | 34 098 | 451 | 2 261 884.25 |

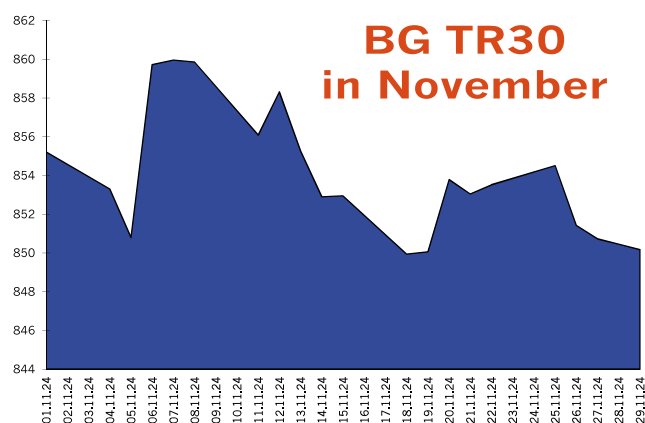



BG REIT Components

| Issuer | Min. price | Max. price | Price currency | Volume (lots) | Trades | Turnover (BGN) |
|-----------------------------------|------------|------------|----------------|---------------|--------|----------------|
| Advance Terrafund REIT | 3.2300 | 3.2900 | BGN | 103 142 | 163 | 335 903.48 |
| Balkan and Sea Properties REIT | 22.2000 | 23.2000 | BGN | 17 291 | 12 | 401 150.20 |
| Roi Property Fund REIT | 8.8000 | 8.8000 | BGN | 16 000 | 32 | 140 800.00 |
| Sopharma Buildings REIT | 10.8000 | 14.0000 | BGN | 355 | 13 | 4 602.00 |
| Super Borovetz Property Fund REIT | 3.1400 | 3.1400 | BGN | 80 000 | 28 | 251 200.00 |
| Bulgarian Real Estate Fund REIT | 3.8000 | 4.0400 | BGN | 59 365 | 70 | 232 780.18 |
| CCB Real Estate Fund REIT | 53.0000 | 53.0000 | BGN | 7 | 1 | 371.00 |

BG TR30 Components

| Issuer | Min. price | Max. price | Price currency | Volume (lots) | Trades | Turnover (BGN) |
|-----------------------------------|------------|------------|----------------|---------------|--------|----------------|
| Agria Group Holding AD | 19.2000 | 20.4000 | BGN | 10 609 | 100 | 209 687.00 |
| Advance Terrafund REIT | 3.2300 | 3.2900 | BGN | 103 142 | 163 | 335 903.48 |
| Bianor Holding AD | 5.3500 | 5.9000 | BGN | 48 018 | 149 | 268 660.35 |
| Balkan and Sea Properties REIT | 22.2000 | 23.2000 | BGN | 17 291 | 12 | 401 150.20 |
| Bulgarian Stock Exchange AD | 7.5000 | 8.1000 | BGN | 24 937 | 123 | 192 795.65 |
| Velgraf Asset Management AD | 4.7400 | 4.7600 | BGN | 135 800 | 12 | 644 468.00 |
| Gradus AD | 1.0000 | 1.2000 | BGN | 285 864 | 150 | 301 290.51 |
| Doverie United Holding PLC | 7.9000 | 8.3200 | BGN | 17 497 | 104 | 141 855.58 |
| Eurohold Bulgaria AD | 1.3700 | 1.4900 | BGN | 259 718 | 52 | 377 123.33 |
| Elana Agrocredit AD | 1.0600 | 1.1000 | BGN | 91 024 | 48 | 97 857.29 |
| Eleven Capital AD | 16.5000 | 18.2000 | BGN | 36 504 | 167 | 628 151.30 |
| Galata Investment Company AD | 2.4600 | 2.5000 | BGN | 442 200 | 25 | 1 103 100.00 |
| M+S Hydraulic AD | 9.4500 | 9.8000 | BGN | 3 206 | 26 | 30 448.95 |
| Rodna Zemya Holding AD | 3.1000 | 3.1000 | BGN | 146 001 | 35 | 452 603.10 |
| Synthetica AD | 66.0000 | 66.0000 | BGN | 520 | 10 | 34 320.00 |
| Sirma Group Holding AD | 0.9750 | 1.0700 | BGN | 356 423 | 105 | 368 021.15 |
| Smart Organic AD | 20.2000 | 22.0000 | BGN | 10 101 | 122 | 210 064.40 |
| Sopharma AD | 5.5600 | 5.9800 | BGN | 68 103 | 161 | 393 446.30 |
| Sopharma Trading AD | 5.7000 | 5.8500 | BGN | 12 400 | 58 | 71 814.15 |
| Stara Planina Hold AD | 9.1500 | 9.5000 | BGN | 15 407 | 23 | 144 069.50 |
| Super Borovetz Property Fund REIT | 3.1400 | 3.1400 | BGN | 80 000 | 28 | 251 200.00 |
| CB First Investment Bank AD | 3.8000 | 4.2000 | BGN | 27 502 | 92 | 108 198.54 |
| CB Texim Bank AD | 3.5200 | 3.6600 | BGN | 58 051 | 39 | 210 796.60 |
| CB Central Cooperative Bank AD | 1.6000 | 1.7200 | BGN | 156 194 | 112 | 263 632.07 |
| Bulgarian Real Estate Fund REIT | 3.8000 | 4.0400 | BGN | 59 365 | 70 | 232 780.18 |
| Chimimport AD | 0.6700 | 0.7200 | BGN | 397 176 | 151 | 276 403.10 |
| Himsnab Bulgaria AD | 65.5000 | 65.5000 | BGN | 5 | 1 | 327.50 |
| Holding Varna AD | 45.2000 | 46.2000 | BGN | 110 | 8 | 5 056.20 |
| Holding Nov Vek AD | 21.0000 | 21.6000 | BGN | 8 832 | 6 | 190 764.00 |
| Shelly Group AD | 32.5000 | 35.7000 | EUR | 34 098 | 451 | 2 261 884.25 |



EuroBridge Market Segment* (based on non-consolidated reports**)

| Issue | Issuer | P / E | P / S | P / B | P / EBIT | ROA | EBIT / Total Asts. | ROE | EBIT / Equity | Current Ratio | Debt / Equity | Assets Turnover |
|-------|-----------------|--------|-------|-------|----------|------|--------------------|------|---------------|---------------|---------------|-----------------|
| SLYG | Shelly Group AD | 120.69 | 84.31 | 37.69 | 120.12 | 0.31 | 0.31 | 0.33 | 0.33 | 26.44 | 0.02 | 0.44 |

EuroBridge Market Segment* (based on consolidated reports**)

| Issue | Issuer | P / E | P / S | P / B | P / EBIT | ROA | EBIT / Total Asts. | ROE | EBIT / Equity | Current Ratio | Debt / Equity | Assets Turnover |
|-------|-----------------|-------|-------|-------|----------|------|--------------------|------|---------------|---------------|---------------|-----------------|
| SLYG | Shelly Group AD | 29.41 | 6.35 | 9.16 | 25.89 | 0.31 | 0.34 | 0.35 | 0.39 | 8.04 | 0.11 | 1.44 |

Premium Equities Segment* (based on non-consolidated reports**)

| Issue | Issuer | P / E | P / S | P / B | P / EBIT | ROA | EBIT / Total Asts. | ROE | EBIT / Equity | Current Ratio | Debt / Equity | Assets Turnover |
|-------|--------------------------------|-------|-------|-------|----------|------|--------------------|------|---------------|---------------|---------------|-----------------|
| AGH | Agria Group Holding AD | 11.27 | 6.55 | 1.17 | 7.51 | 0.06 | 0.08 | 0.11 | 0.16 | 0.22 | 0.46 | 0.10 |
| BNR | Bianor Holding AD | | 89.43 | 1.86 | | | | | | 0.60 | 0.50 | 0.01 |
| BSE | Bulgarian Stock Exchange AD | 11.45 | 5.86 | 5.29 | 10.57 | 0.27 | 0.27 | 0.31 | 0.32 | 5.94 | 0.10 | 0.52 |
| CCB | CB Central Cooperative Bank AD | 2.13 | 0.78 | 0.26 | | 0.01 | | 0.13 | | | 0.90 | |
| FIB | CB First Investment Bank AD | 6.66 | 1.07 | 0.36 | | 0.01 | | 0.06 | | | 0.89 | |
| CHIM | Chimimport AD | 8.86 | 2.76 | 0.14 | 5.59 | 0.01 | 0.02 | 0.02 | 0.03 | 1.94 | 0.15 | 0.04 |
| KBG | Korado-Bulgaria AD | 18.14 | 1.54 | 2.41 | 11.69 | 0.10 | 0.12 | 0.13 | 0.15 | 2.39 | 0.25 | 1.14 |
| MONB | Monbat AD | 16.33 | 0.33 | 0.62 | 3.73 | 0.02 | 0.06 | 0.04 | 0.13 | 1.27 | 0.52 | 0.88 |
| SGH | Sirma Group Holding AD | 51.60 | 11.06 | 0.80 | 37.90 | 0.01 | 0.01 | 0.02 | 0.01 | 4.37 | 0.20 | 0.06 |
| SFA | Sopharma AD | 24.98 | 3.36 | 1.52 | 14.63 | 0.04 | 0.05 | 0.06 | 0.07 | 3.20 | 0.19 | 0.33 |

Premium Equities Segment* (based on consolidated reports**)

| Issue | Issuer | P / E | P / S | P / B | P / EBIT | ROA | EBIT / Total Asts. | ROE | EBIT / Equity | Current Ratio | Debt / Equity | Assets Turnover |
|-------|--------------------------------|--------|-------|-------|----------|------|--------------------|------|---------------|---------------|---------------|-----------------|
| AGH | Agria Group Holding AD | | 0.21 | 0.43 | 4.28 | | 0.02 | | 0.04 | 1.04 | 0.58 | 0.92 |
| BNR | Bianor Holding AD | | 1.85 | 1.92 | | | | | | 0.72 | 0.61 | 0.61 |
| BSE | Bulgarian Stock Exchange AD | 3.79 | 1.88 | 2.32 | 3.23 | 0.04 | 0.04 | 0.44 | 0.50 | 1.06 | 0.91 | 0.08 |
| CCB | CB Central Cooperative Bank AD | 2.12 | 0.67 | 0.26 | | 0.01 | | 0.13 | | | 0.91 | |
| FIB | CB First Investment Bank AD | 5.23 | 0.94 | 0.34 | | 0.01 | | 0.07 | | | 0.89 | |
| CHIM | Chimimport AD | 1.81 | 0.01 | 0.11 | 0.63 | 0.01 | 0.01 | 0.06 | 0.10 | 1.31 | 0.86 | 1.14 |
| MONB | Monbat AD | 139.65 | 0.28 | 0.49 | 2.24 | 0.00 | 0.05 | 0.00 | 0.10 | 1.31 | 0.53 | 0.75 |
| SGH | Sirma Group Holding AD | | 0.68 | 0.83 | 554.86 | | | | | 2.34 | 0.17 | 0.90 |
| SFA | Sopharma AD | 12.08 | 0.48 | 1.24 | 5.99 | 0.05 | 0.07 | 0.11 | 0.14 | 1.43 | 0.47 | 1.35 |

Standard Equities Segment* (based on non-consolidated reports**)

| Issue | Issuer | P / E | P / S | P / B | P / EBIT | ROA | EBIT / Total Asts. | ROE | EBIT / Equity | Current Ratio | Debt / Equity | Assets Turnover |
|-------|-----------------------------|--------|-------|-------|----------|------|--------------------|------|---------------|---------------|---------------|-----------------|
| ALB | Albena AD | 12.30 | 1.09 | 0.22 | 4.04 | 0.01 | 0.02 | 0.02 | 0.03 | 1.37 | 0.18 | 0.17 |
| ALCM | Alcomet AD | | 0.25 | 0.43 | 5.72 | | | | | 1.29 | 0.42 | 1.04 |
| ALFB | Alpha Bulgaria AD | | | 2.26 | | | | | | 4.54 | 0.01 | |
| ASKR | Asenova Krepost AD | 354.59 | 3.52 | 1.71 | 31.97 | 0.00 | 0.02 | 0.00 | 0.03 | 8.92 | 0.40 | 0.29 |
| BBRD | Billboard AD | 5.29 | 0.68 | 0.69 | 2.68 | 0.08 | 0.09 | 0.14 | 0.17 | 0.93 | 0.43 | 0.59 |
| BRP | Bulgarian River Shipping AD | | 1.14 | 0.28 | 50.77 | | | | | 1.74 | 0.07 | 0.22 |
| BMTL | Bulmetal AD | | | 1.10 | | 0.03 | 0.06 | 0.06 | 0.10 | 1.14 | 0.42 | 0.78 |
| TXIM | CB Texim Bank AD | 50.89 | 5.17 | 1.96 | | 0.00 | | 0.04 | | | 0.90 | |
| DUH | Doverie United Holding PLC | 25.47 | 8.12 | 3.26 | 21.61 | 0.08 | 0.09 | 0.14 | 0.16 | 0.96 | 0.42 | 0.24 |
| EAC | Elana Agrocredit AD | 15.37 | 5.00 | 0.93 | 7.44 | 0.03 | 0.07 | 0.06 | 0.12 | 4.28 | 0.43 | 0.10 |
| 11C | Eleven Capital AD | 5.28 | 4.35 | 0.93 | 4.57 | 0.18 | 0.20 | 0.19 | 0.22 | 2.15 | 0.08 | 0.21 |
| ELHM | Elhim Iskra AD | | 0.47 | 0.47 | | | | | | 11.62 | 0.11 | 0.85 |

* Ratios are calculated on the base of the last weighted-average price as of the end of the month

** Financial reports data (ttm)

Methodology for Calculation of Financial Ratios is available at http://download.bse-sofia.bg/pdf/methodology_en.pdf

Financial Ratios

November
2024

| Issue | Issuer | P / E | P / S | P / B | P / EBIT | ROA | EBIT / Total Asts. | ROE | EBIT / Equity | Current Ratio | Debt / Equity | Assets Turnover |
|-------|---|---------|--------|-------|----------|------|--------------------|------|---------------|---------------|---------------|-----------------|
| EMKA | EMKA AD | 10.16 | 0.58 | 1.33 | 7.40 | 0.13 | 0.14 | 0.14 | 0.15 | 20.01 | 0.05 | 2.23 |
| ETR | Etropal AD | 57.06 | 1.36 | 2.25 | 13.01 | 0.02 | 0.04 | 0.04 | 0.08 | 0.73 | 0.49 | 0.81 |
| EUBG | Eurohold Bulgaria AD | | 7.75 | 1.78 | 32.35 | | 0.02 | | 0.05 | 0.39 | 0.68 | 0.08 |
| GTH | Galata Investment Company AD | 1452.78 | 102.65 | 2.19 | 1416.76 | 0.00 | 0.00 | 0.00 | 0.00 | 81.69 | | 0.02 |
| GR6 | Gradus AD | 1637.99 | 178.22 | 0.80 | 876.67 | 0.00 | 0.00 | 0.00 | 0.00 | 329.81 | | |
| CHSB | Himsnab Bulgaria AD | 13.77 | 94.41 | 1.60 | 16.81 | 0.10 | 0.08 | 0.12 | 0.10 | 3.64 | 0.19 | 0.01 |
| HCEN | Holding Center AD | 256.00 | 8.92 | 1.10 | 14.53 | 0.00 | 0.03 | 0.00 | 0.08 | 1.85 | 0.63 | 0.05 |
| HNVK | Holding Nov Vek AD | 105.55 | 22.16 | 1.90 | 28.74 | 0.01 | 0.03 | 0.02 | 0.07 | 2.06 | 0.56 | 0.04 |
| HSOF | Holding Sveta Sofia AD | | 9.17 | 0.97 | 10.05 | 0.00 | 0.03 | | 0.09 | 1.06 | 0.70 | 0.03 |
| HVAR | Holding Varna AD | 66.66 | 34.82 | 1.44 | 40.96 | 0.02 | 0.03 | 0.02 | 0.03 | 1.53 | 0.19 | 0.03 |
| HES | Hydraulic Elements and Systems /HES/ AD | 28.34 | 1.38 | 2.11 | 12.17 | 0.06 | 0.07 | 0.07 | 0.09 | 1.81 | 0.27 | 1.14 |
| HIKA | Industrial Capital Holding AD | 19.88 | 8.25 | 1.47 | 19.76 | 0.07 | 0.07 | 0.07 | 0.07 | 5.77 | 0.09 | 0.16 |
| IHB | Industrial Holding Bulgaria PLC | 39.50 | 16.65 | 0.61 | 35.65 | 0.01 | 0.02 | 0.02 | 0.02 | 5.92 | 0.08 | 0.03 |
| IDH | Industry Development Holding AD | | 6.75 | 1.14 | 11.22 | 0.00 | 0.02 | | 0.10 | 1.59 | 0.75 | 0.04 |
| IBG | Investor.BG AD | 92.22 | 11.19 | 2.39 | 66.09 | 0.02 | 0.03 | 0.03 | 0.03 | 1.89 | 0.14 | 0.19 |
| MSH | M+S Hydraulic AD | 32.03 | 2.63 | 3.12 | 15.86 | 0.08 | 0.08 | 0.09 | 0.10 | 3.16 | 0.16 | 0.92 |
| NLC | Neo London Capital PLC | 76.18 | 6.74 | 1.21 | 8.91 | 0.00 | 0.03 | 0.02 | 0.13 | 2.23 | 0.77 | 0.04 |
| NEOH | Neochim AD | | 0.28 | 0.49 | | | | | | 7.98 | 0.12 | 1.54 |
| ODES | Odessos Shiprepair Yard AD | 9.78 | 1.64 | 1.85 | 7.24 | 0.18 | 0.19 | 0.20 | 0.22 | 3.36 | 0.14 | 1.05 |
| NGAZ | Oil and Gas Exploration and Production AD | 21.95 | 2.28 | 0.59 | 8.01 | 0.02 | 0.03 | 0.03 | 0.03 | 2.77 | 0.21 | 0.21 |
| PET | Petrol AD | | 0.04 | 2.07 | 1.07 | | 0.04 | | 1.32 | 0.77 | 0.97 | 1.63 |
| HRZ | Rodna Zemya Holding AD | 15.41 | 8.65 | 1.94 | 10.82 | 0.05 | 0.08 | 0.14 | 0.20 | 7.17 | 0.56 | 0.10 |
| HSI | Sila Holding AD | | 39.28 | 2.07 | 50.84 | | 0.01 | | 0.04 | 2.25 | 0.63 | 0.02 |
| SO | Smart Organic AD | | | 3.00 | | | | | | 4.80 | 0.26 | |
| SCOM | Sofia Commerce-Pawn Brokerage AD | 8.61 | 3.97 | 2.54 | 7.06 | 0.23 | 0.27 | 0.33 | 0.38 | 3.70 | 0.26 | 0.51 |
| SFT | Sopharma Trading AD | 5.54 | 0.15 | 1.01 | 3.53 | 0.06 | 0.08 | 0.20 | 0.26 | 1.12 | 0.68 | 2.37 |
| SPDY | Speedy AD | 23.82 | 3.01 | 10.34 | 13.68 | 0.21 | 0.24 | 0.45 | 0.51 | 1.28 | 0.51 | 1.64 |
| SKEH | SS Konstantine and Elena Holding AD | 259.49 | 6.08 | 1.24 | 31.49 | 0.00 | 0.02 | 0.00 | 0.03 | 4.42 | 0.36 | 0.11 |
| SPH | Stara Planina Hold AD | 30.01 | 21.60 | 4.15 | 30.00 | 0.12 | 0.12 | 0.14 | 0.14 | 1.68 | 0.15 | 0.16 |
| SNRG | Synergion Holding AD | 1.08 | 0.91 | 0.10 | 1.02 | 0.10 | 0.10 | 0.10 | 0.11 | 4.88 | 0.03 | 0.11 |
| SYN | Synthetica AD | | | 9.01 | | | | | | 0.28 | 0.84 | |
| THQM | Tchaikapharma High Quality Medicines AD | 450.39 | 30.10 | 14.69 | 215.79 | 0.03 | 0.04 | 0.03 | 0.04 | 5.89 | 0.13 | 0.40 |
| TBS | Telelink Business Services Group AD | 177.90 | 23.67 | 4.27 | 129.00 | 0.02 | 0.02 | 0.02 | 0.03 | 0.58 | 0.38 | 0.13 |
| TIB | Telematic Interactive Bulgaria AD | 13.83 | 2.19 | 5.48 | 12.12 | 0.28 | 0.31 | 0.36 | 0.41 | 2.58 | 0.27 | 1.76 |
| TCH | TK-Hold PLC | 188.00 | 48.13 | 3.28 | 124.16 | 0.01 | 0.01 | 0.02 | 0.03 | 0.91 | 0.56 | 0.03 |
| TOPL | Toplivo AD | | 0.11 | 0.27 | 7.34 | 0.00 | 0.00 | | 0.00 | 1.96 | 0.27 | 1.78 |
| T57 | Trace Group Hold AD | 8.44 | 0.26 | 0.86 | 5.44 | 0.04 | 0.05 | 0.11 | 0.14 | 1.15 | 0.68 | 1.25 |
| VAM | Velgraf Asset Management AD | | 46.45 | 2.78 | 64.61 | 0.00 | 0.02 | 0.00 | 0.04 | 1.54 | 0.51 | 0.03 |
| WMG | Web Media Group AD | | 6.94 | 3.26 | 18.63 | | 0.01 | | 0.05 | 2.26 | 0.66 | 0.14 |
| ZHBG | Zarneni Hrani Bulgaria AD | 31.00 | 2.92 | 0.09 | 9.18 | 0.00 | 0.01 | 0.00 | 0.01 | 1.88 | 0.18 | 0.03 |
| HLEV | Zlaten Lev Holding AD | 398.54 | 16.46 | 3.39 | 20.29 | 0.00 | 0.04 | 0.01 | 0.17 | 15.70 | 0.81 | 0.04 |

* Ratios are calculated on the base of the last weighted-average price as of the end of the month

** Financial reports data (ttm)

Methodology for Calculation of Financial Ratios is available at http://download.bse-sofia.bg/pdf/methodology_en.pdf

Financial Ratios

November
2024

Standard Equities Segment* (based on consolidated reports**)

| Issue | Issuer | P / E | P / S | P / B | P / EBIT | ROA | EBIT / Total Asts. | ROE | EBIT / Equity | Current Ratio | Debt / Equity | Assets Turnover |
|-------|---|--------|-------|-------|----------|------|--------------------|------|---------------|---------------|---------------|-----------------|
| ALB | Albena AD | 8.51 | 0.76 | 0.22 | 2.96 | 0.02 | 0.03 | 0.03 | 0.03 | 1.62 | 0.19 | 0.24 |
| ALCM | Alcomet AD | | 0.25 | 0.43 | 5.72 | | | | | 1.29 | 0.42 | 1.04 |
| ALFB | Alpha Bulgaria AD | | | 2.22 | | 0.03 | 0.03 | 0.04 | 0.04 | 0.85 | 0.36 | 0.02 |
| ASKR | Asenova Krepost AD | | | 1.73 | 0.09 | | | | | 3.19 | 0.26 | |
| BBRD | Billboard AD | 3.47 | 0.21 | 0.38 | 1.37 | 0.06 | 0.09 | 0.12 | 0.15 | 1.12 | 0.38 | 0.95 |
| BRP | Bulgarian River Shipping AD | | 0.79 | 0.25 | 8.37 | 0.00 | 0.00 | 0.00 | 0.00 | 3.32 | 0.07 | 0.29 |
| BMTL | Bulmetal AD | | | 1.05 | | 0.04 | 0.07 | 0.09 | 0.15 | 1.22 | 0.53 | 0.98 |
| TXIM | CB Texim Bank AD | 50.89 | 5.17 | 1.96 | | 0.00 | | 0.04 | | | 0.90 | |
| DUH | Doverie United Holding PLC | 3.26 | 0.29 | 0.33 | 1.02 | 0.02 | 0.04 | 0.11 | 0.22 | 1.62 | 0.82 | 0.17 |
| ETR | Etropal AD | 87.45 | 1.33 | 2.32 | 14.52 | 0.01 | 0.03 | 0.03 | 0.06 | 0.68 | 0.51 | 0.83 |
| EUBG | Eurohold Bulgaria AD | 34.26 | 0.12 | 3.25 | 1.40 | 0.00 | 0.06 | 0.08 | 0.93 | 1.45 | 0.95 | 1.29 |
| GR6 | Gradus AD | 14.12 | 1.45 | 0.81 | 8.76 | 0.05 | 0.06 | 0.06 | 0.07 | 3.15 | 0.14 | 0.50 |
| CHSB | Himsnab Bulgaria AD | 19.78 | 2.51 | 1.17 | 13.41 | 0.04 | 0.05 | 0.06 | 0.07 | 2.47 | 0.28 | 0.29 |
| HCEN | Holding Center AD | 181.73 | 8.67 | 1.06 | 14.21 | 0.00 | 0.03 | 0.01 | 0.07 | 1.85 | 0.62 | 0.05 |
| HNVK | Holding Nov Vek AD | | 3.63 | 2.34 | 116.85 | | | | | 1.64 | 0.70 | 0.18 |
| HSOF | Holding Sveta Sofia AD | 141.77 | 2.93 | 0.93 | 5.10 | 0.00 | 0.03 | 0.01 | 0.13 | 1.32 | 0.74 | 0.06 |
| HVAR | Holding Varna AD | 145.19 | 3.15 | 1.56 | 17.05 | 0.00 | 0.02 | 0.01 | 0.05 | 1.24 | 0.49 | 0.21 |
| HIKA | Industrial Capital Holding AD | 22.89 | 0.14 | 0.59 | 1.21 | 0.01 | 0.08 | 0.03 | 0.09 | 4.93 | 0.15 | 1.19 |
| IHB | Industrial Holding Bulgaria PLC | 16.99 | 1.27 | 0.42 | 6.54 | 0.02 | 0.03 | 0.02 | 0.03 | 2.50 | 0.13 | 0.29 |
| IDH | Industry Development Holding AD | 6.55 | 1.98 | 0.55 | 3.29 | 0.02 | 0.04 | 0.09 | 0.12 | 2.14 | 0.66 | 0.07 |
| IBG | Investor.BG AD | | 4.57 | 4.93 | 92.55 | | 0.01 | | 0.03 | 0.85 | 0.62 | 0.39 |
| MSH | M+S Hydraulic AD | 33.98 | 2.41 | 3.06 | 14.42 | 0.07 | 0.09 | 0.09 | 0.11 | 3.55 | 0.16 | 0.96 |
| NLC | Neo London Capital PLC | 60.12 | 3.38 | 1.15 | 5.35 | 0.00 | 0.03 | 0.02 | 0.14 | 1.24 | 0.80 | 0.05 |
| NEOH | Neochim AD | | 0.28 | 0.48 | | | | | | 8.03 | 0.12 | 1.55 |
| NGAZ | Oil and Gas Exploration and Production AD | 24.53 | 1.39 | 0.65 | 7.97 | 0.02 | 0.03 | 0.03 | 0.03 | 3.61 | 0.20 | 0.36 |
| PET | Petrol AD | 2.19 | 0.04 | 0.90 | 0.67 | 0.03 | 0.09 | 0.50 | 1.35 | 1.14 | 0.93 | 1.64 |
| HRZ | Rodna Zemya Holding AD | 15.23 | 0.81 | 1.62 | 4.94 | 0.03 | 0.06 | 0.12 | 0.17 | 1.94 | 0.63 | 0.62 |
| HSI | Sila Holding AD | 136.20 | 14.72 | 1.87 | 22.04 | 0.01 | 0.03 | 0.01 | 0.07 | 3.71 | 0.59 | 0.05 |
| SO | Smart Organic AD | | | 3.17 | | 0.19 | 0.22 | 0.27 | 0.30 | 4.52 | 0.28 | 1.35 |
| SCOM | Sofia Commerce-Pawn Brokerage AD | 8.40 | 3.55 | 2.37 | 6.50 | 0.21 | 0.26 | 0.31 | 0.32 | 6.09 | 0.18 | 0.50 |
| SFT | Sopharma Trading AD | 5.40 | 0.11 | 1.29 | 2.33 | 0.05 | 0.07 | 0.27 | 0.37 | 1.08 | 0.80 | 2.67 |
| SPDY | Speedy AD | 27.01 | 2.15 | 10.67 | 12.14 | 0.15 | 0.19 | 0.39 | 0.49 | 1.13 | 0.61 | 1.89 |
| SKEH | SS Konstantine and Elena Holding AD | 60.33 | 1.70 | 1.61 | 8.76 | 0.01 | 0.03 | 0.03 | 0.10 | 1.34 | 0.61 | 0.26 |
| SPH | Stara Planina Hold AD | 45.64 | 0.71 | 1.48 | 5.81 | 0.01 | 0.05 | 0.03 | 0.06 | 3.13 | 0.17 | 0.86 |
| SNRG | Synergon Holding AD | 3.89 | 0.02 | 0.07 | 1.03 | 0.01 | 0.03 | 0.02 | 0.03 | 1.91 | 0.27 | 2.43 |
| SYN | Synthetica AD | | | 11.15 | | | | | | 0.60 | 0.83 | |
| THQM | Tchaikapharma High Quality Medicines AD | 450.66 | 30.10 | 14.69 | 215.86 | 0.03 | 0.04 | 0.03 | 0.04 | 5.90 | 0.13 | 0.40 |
| TBS | Telelink Business Services Group AD | 13.71 | 0.57 | 3.38 | 7.06 | 0.06 | 0.08 | 0.28 | 0.35 | 1.15 | 0.73 | 1.48 |
| TIB | Telematic Interactive Bulgaria AD | 15.42 | 2.10 | 5.57 | 12.32 | 0.24 | 0.28 | 0.32 | 0.37 | 2.58 | 0.29 | 1.78 |
| TCH | TK-Hold PLC | 444.14 | 5.21 | 1.47 | 42.89 | 0.00 | 0.00 | 0.00 | 0.00 | 8.48 | 0.10 | 0.24 |
| TOPL | Toplivo AD | | | 0.23 | 675.56 | | | | | 2.07 | 0.40 | |
| T57 | Trace Group Hold AD | 8.73 | 0.23 | 0.88 | 4.79 | 0.03 | 0.05 | 0.10 | 0.15 | 1.17 | 0.72 | 1.28 |
| VAM | Velgraf Asset Management AD | | 45.40 | 2.82 | 71.58 | 0.00 | 0.02 | 0.00 | 0.03 | 1.60 | 0.51 | 0.03 |
| WMG | Web Media Group AD | | 4.27 | 4.54 | 45.88 | | | | | 2.13 | 0.75 | 0.24 |
| ZHBG | Zarneni Hrani Bulgaria AD | 5.40 | 0.29 | 0.09 | 1.65 | 0.01 | 0.02 | 0.02 | 0.03 | 3.61 | 0.21 | 0.21 |
| HLEV | Zlaten Lev Holding AD | 36.99 | 6.29 | 3.11 | 11.68 | 0.02 | 0.04 | 0.09 | 0.25 | 2.74 | 0.86 | 0.09 |

* Ratios are calculated on the base of the last weighted-average price as of the end of the month

** Financial reports data (ttm)

Methodology for Calculation of Financial Ratios is available at http://download.bse-sofia.bg/pdf/methodology_en.pdf

Financial Ratios

November
2024

SPVs Segment* (based on non-consolidated reports**)

| Issue | Issuer | P / E | P / S | P / B | P / EBIT | ROA | EBIT / Total Asts. | ROE | EBIT / Equity | Current Ratio | Debt / Equity | Assets Turnover |
|-------|-----------------------------------|--------|--------|-------|----------|------|--------------------|------|---------------|---------------|---------------|-----------------|
| ATER | Advance Terrafund REIT | 18.66 | 13.75 | 0.85 | 18.66 | 0.04 | 0.04 | 0.05 | 0.05 | 4.77 | 0.01 | 0.06 |
| AKTV | Aktiv Properties REIT | | 8.58 | 0.52 | 15.68 | | | | 0.01 | 0.03 | 16.31 | 0.02 |
| ALT | Alteron REIT | | 32.18 | 1.13 | 80.14 | | | | 0.01 | 0.01 | 1.94 | 0.01 |
| BSP | Balkan and Sea Properties REIT | 110.80 | 19.69 | 2.87 | 42.23 | 0.01 | 0.03 | 0.03 | 0.07 | 1.09 | 0.52 | 0.07 |
| BPF | Bravo Property Fund REIT | 17.19 | 6.31 | 0.89 | 11.36 | 0.03 | 0.05 | 0.05 | 0.08 | 4.05 | 0.38 | 0.09 |
| BREF | Bulgarian Real Estate Fund REIT | 7.36 | 5.49 | 0.97 | 6.98 | 0.11 | 0.12 | 0.14 | 0.14 | 3.68 | 0.18 | 0.15 |
| BRF | Bulgarian Receivables Fund SPE | 9.39 | 0.84 | 1.48 | 2.41 | 0.01 | 0.03 | 0.16 | 0.62 | 2.95 | 0.95 | 0.10 |
| LAND | Bulland Investments REIT | | 586.68 | 0.77 | | | | | | 28.61 | 0.01 | |
| CAPM | Capital Management SPV | 30.64 | 11.56 | 1.84 | 26.16 | 0.04 | 0.05 | 0.06 | 0.07 | 6.57 | 0.21 | 0.12 |
| FPP | FairPlay Properties REIT | 18.16 | 6.65 | 0.66 | 12.78 | 0.03 | 0.03 | 0.04 | 0.04 | 6.05 | 0.32 | 0.07 |
| FAM | Finance Assistance Management SPV | 90.13 | | 3.27 | 1.31 | 0.00 | 0.05 | 0.03 | 2.37 | 2.78 | 0.98 | |
| PREM | Premier Fund REIT | 258.75 | 5.71 | 1.24 | 14.72 | 0.00 | 0.02 | 0.00 | 0.07 | 0.01 | 0.73 | 0.06 |
| RPF | Roi Property Fund REIT | | 46.31 | 2.19 | 108.47 | | | | 0.01 | 0.02 | 6.70 | 0.02 |
| SFB | Sopharma Buildings REIT | | 815.45 | 7.51 | | | | | | 2.28 | 0.40 | 0.01 |
| SFI | Sopharma Properties REIT | 14.82 | 10.91 | 1.98 | 14.78 | 0.13 | 0.13 | 0.14 | 0.14 | 4.18 | 0.03 | 0.18 |
| SBPF | Super Borovetz Property Fund REIT | 41.17 | 8.54 | 1.41 | 26.67 | 0.02 | 0.03 | 0.03 | 0.05 | 0.70 | 0.34 | 0.10 |
| TTI | Te-Trade Invest REIT | | | | | | | | | | | |

* Ratios are calculated on the base of the last weighted-average price as of the end of the month

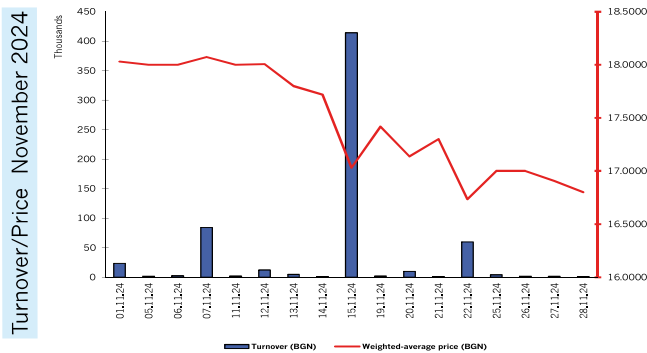
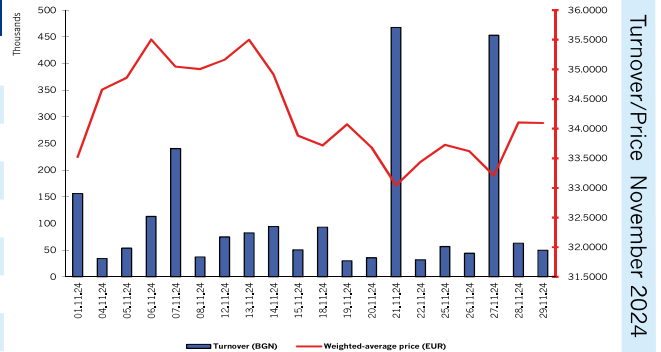
** Financial reports data (ttm)

Methodology for Calculation of Financial Ratios is available at http://download.bse-sofia.bg/pdf/methodology_en.pdf

Top 5 Stocks by Trades November 2024

Shelly Group

| | |
|---|---------------|
| BSE code of the issue | SLYG |
| Volume of the issue (common shares) | 18 105 559 |
| Nominal value (BGN per share) | 1.00 |
| Last gross dividend 2023 (EUR per share) | 0.1300 |
| Trading on regulated market as from the beginning of the year | |
| Volume in lots | 476 591 |
| Value in BGN | 30 096 009.93 |
| Trades | 5 796 |

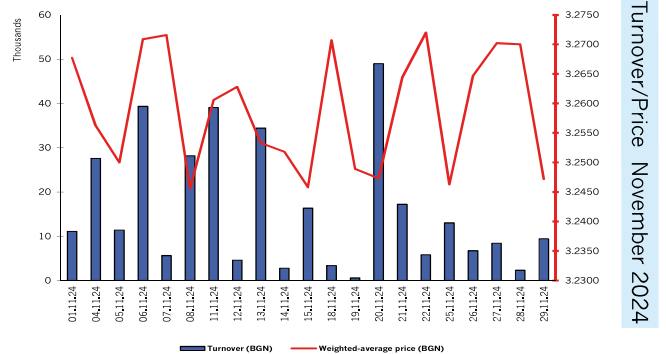


Eleven Capital

| | |
|---|--------------|
| BSE code of the issue | 11C |
| Volume of the issue (common shares) | 2 301 528 |
| Nominal value (BGN per share) | 1.00 |
| Last gross dividend 2023 (BGN per share) | 0.6000 |
| Trading on regulated market as from the beginning of the year | |
| Volume in lots | 187 082 |
| Value in BGN | 3 258 445.90 |
| Trades | 1 380 |

Advance Terrafund REIT

| | |
|---|--------------|
| BSE code of the issue | ATER |
| Volume of the issue (common shares) | 85 110 091 |
| Nominal value (BGN per share) | 1.00 |
| Last gross dividend 2023 (BGN per share) | 0.2005 |
| Trading on regulated market as from the beginning of the year | |
| Volume in lots | 1 535 388 |
| Value in BGN | 5 017 361.92 |
| Trades | 2 406 |

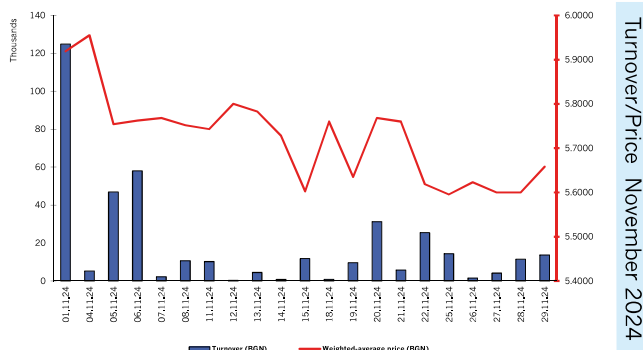


Top 5 Stocks by Trades

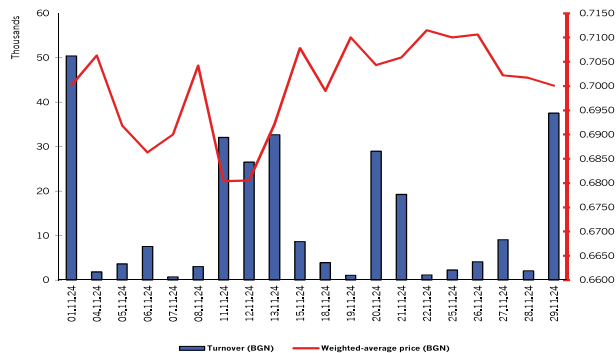
November 2024

Sopharma

| | |
|---|---------------|
| BSE code of the issue | SFA |
| Volume of the issue (common shares) | 179 100 063 |
| Nominal value (BGN per share) | 1.00 |
| Last gross dividend 2024 (BGN per share) | 0.0750 |
| Trading on regulated market as from the beginning of the year | |
| Volume in lots | 3 722 866 |
| Value in BGN | 22 370 943.26 |
| Trades | 3 449 |



Turnover/Price November 2024



Chimimport

| | |
|---|--------------|
| BSE code of the issue | CHIM |
| Volume of the issue (common shares) | 239 646 267 |
| Nominal value (BGN per share) | 1.00 |
| Last gross dividend 2023 (BGN per share) | 0.00 |
| Trading on regulated market as from the beginning of the year | |
| Volume in lots | 4 311 885 |
| Value in BGN | 3 143 928.86 |
| Trades | 2 220 |